



**HWS** HOUSING AND  
WORKFORCE  
SOLUTIONS  
ENGAGE. ENCOURAGE. EQUIP.

## ***Community Planning and Development Programs***

**(CDBG, ESG, and HOME)**



**2023-2024 (CAPER)**

## ***Consolidated Annual Performance and Evaluation Report***



**Prepared By**

**Community and Housing Development Unit**



**COUNTY OF RIVERSIDE**  
CALIFORNIA

***WWW.RIVCOHWS.ORG***



# County of Riverside

## Consolidated Annual Performance Evaluation Report

### Program Year 2022-2023

#### Table of Contents

Section	Page
CR-05 - Goals and Outcomes.....	1
Table 1 - Accomplishment - Program Year & Strategic Plan to Date.....	10
CR-10 - Racial and Ethnic composition of families assisted.....	13
Table 2 - Table of assistance to racial and ethnic populations by source of funds.....	13
CR-15 - Resources and Investments 91.520(a).....	15
Table 3 - Resource Made Available.....	15
Table 4 - Identify the geographic distribution and location of investments.....	17
Table 5 - Fiscal Year Summary - HOME Match Report.....	20
Table 6 - Match Contribution for the Federal Fiscal Year.....	21
Table 7 - Program Income.....	21
Table 8 - Minority Business and Women Business Enterprises.....	22
Table 9 - Minority Owners of Rental Property.....	22
Table 10 - Relocation and Real Property Acquisition.....	23
CR-20 - Affordable Housing 91.520(b).....	24
Table 11 - Number of Households.....	24
Table 12 - Number of Households Supported.....	25
Table 13 - Number of Persons Served.....	26
CR-25 - Homeless and Other Special Needs 91.220(d, e); 91.320(d, e); 91.520(c).....	27

CR-30 - Public Housing 91.220(h); 91.320(j).....	37
CR-35 - Other Actions 91.220(j)-(k); 91.320 (i) -(j).....	40
CR-40 - Monitoring 91.220 and 91.230.....	59
Citizen Participation Plan 91.105(d); 91.115(d).....	63
CR-45 - CDBG 91.520(c).....	65
CR-50 - HOME 91.520(d).....	67
CR-58 - Section 3.....	76
CR-60 - ESG 91.520(g) (ESG Recipients only).....	78
CR-65 - Persons Assisted.....	81
CR-65 – ESG Data Collection.....	82
CR-70 – ESG 91.520(g) - Assistance Provided and Outcomes.....	86
Table 24 - Shelter Capacity.....	86
CR-75 – Expenditures.....	88
Table 25 - ESG Expenditures for Homelessness Prevention.....	88
Table 26 - ESG Expenditures for Rapid Re-Housing.....	88
Table 27 - ESG Expenditures for Emergency Shelter.....	89
Table 28 - Other Grant Expenditures.....	89
Table 29 - Total ESG Funds Expended.....	89
Table 30 - Other Funds Expended on Eligible ESG Activities.....	90
Table 31 - Total Amount of Funds Expended on ESG Activities.....	90
CR-75 - Narrative.....	90
<b>APPENDIX A - PR26 - CDBG and CDBG-CV and PR 23 - HOME FINANCIAL SUMMARY</b>	
<b>APPENDIX B - 2023-24 CDBG Activity Detail Summary Report - PR03</b>	
<b>APPENDIX C - HESG SAGE Report and Section 3 Report</b>	

**APPENDIX D** - Continuation of Sections CR-05, CR-15, and CR-25

**APPENDIX E** - Continuation of Sections CR-35, CR-40, and CR-50

**APPENDIX F** - Public Notice and Proof of Publication



## **CR-05 - Goals and Outcomes**

### **Progress the jurisdiction has made in carrying out its strategic plan and its action plan. 91.520(a)**

This could be an overview that includes major initiatives and highlights that were proposed and executed throughout the program year.

The 2023-2024 Consolidated Annual Performance and Evaluation Report (CAPER) for the County of Riverside reflects the County's performance and accomplishments relative to achieving its goals and objectives in the fifth and final year of its 2019-2024 Five-Year Consolidated Plan (CP). The CAPER describes and evaluates how Community Development Block Grant (CDBG), HOME Investment Partnerships (HOME), HOME ARP, and Emergency Solutions Grant (ESG) funds received from the U.S. Department of Housing and Urban Development (HUD) were utilized and expended to meet the CP five-year strategic goals for the reporting period July 1, 2023, to June 30, 2024.

Below is a summary of expenditures and accomplishments for the County in Program Year 2023-2024:

#### **CDBG Accomplishments:**

- A total of sixty (60) public facilities/improvement projects were underway in the program year 2023-24; of those, fourteen (14) were completed, and forty-six (46) are still underway. These projects included ADA accessibility improvements, streets, curbs, gutters, sidewalks, water/sewer improvements, parks/recreational facilities, senior centers, AIDS patient facilities, parking facilities, and neighborhood and handicapped center improvements. A total of \$6,334,929.29 was expended for these projects.
- Two (2) Code Enforcement projects were underway in 2023-24, expending \$203,250.10.
- A total of fifty-one (51) public service projects were undertaken, and fifty-one (51) were completed in the program year 2023-24. No activities will carry over public service projects and will be included in the 2024-25 public service expenditure calculation. Public services included senior services, food assistance programs, health services, handicapped services, homeless shelters and programs, subsistence payments, security deposits, services for abused and neglected children, neighborhood cleanups, and childcare and youth services. A total of \$919,181.45 was expended.
- Eleven (11) Economic Development projects were underway, and ten (10) were completed, expending \$70,000.
- A total of sixty-seven (67) housing rehabilitation projects were undertaken to improve substandard housing conditions for low-income homeowners, seniors, and disabled persons. Twenty-nine (29) projects were completed expending \$2,327,745.48.
- Seven (7) program administration projects were completed, \$1,514,869.69 was expended for overall program management of

the CDBG program, Fair Housing administrative costs, and Metro-City administration costs.

### **HOME Accomplishments:**

The County of Riverside administers the HOME Program throughout the county's unincorporated areas and within participating cities. A total of \$2,253,286.38 in HOME funding was utilized to:

- \$30,709.42 – Address Farmworker Housing needs; Coachella Valley I \$30,709.42 (2019 EN)
- \$343,304.49 – Program Administration; \$168,285.45 (2022 AD), and \$5,415.40 (2022 PA) and \$91,758.48 (2023 AD) and \$77,845.16 (2023 PA).
- \$50,000.00 – Community Development Housing Organizations (CHDO); Villa Hermosa III \$50,000.00 (2020 EN).
- \$1,829,272.47- Expand the affordable rental housing stock for farm workers; Monarch Apartments \$480,887.56 (2021 PI) and \$149,112.44 (2022 PI); Monamos Terrace Apartment \$33,286.98 (2020 EN); Covalda Apartments (fka Tripoli Apartments) \$434,311.95 (2021 EN), \$31,673.54 (2022 EN), \$418,650.41 (2020 PI) and \$281,349.59 (2021 PI).

### **ESG Accomplishments:**

The County allocated 2023-2024 ESG funding to four (4) subrecipients providing emergency shelter, outreach services, homelessness prevention, and rapid re-housing programs and services for persons either at risk of or experiencing homelessness. A total of \$618,683 was expended.

- \$245,000 - Provided Emergency Shelter funding to assist with essential services, operation and maintenance, and HMIS staff cost for the operations of the shelters to serve 2,714 individuals
- \$202,772 - Provided Rapid Re-housing to house a total of twelve (12) individuals served
- \$ 50,000 - Provided Homelessness Prevention to house eight (8) households for a total of twelve (12) individuals served
- \$74,510 - Provided Street Outreach Services to 255 homeless individuals living on the streets and areas not habitable for individuals

For further accomplishment information, refer to ESG sections CR-60 through CR-75. Refer to Appendix C - SAGE ESG Accomplishment data.

## **CDBG-CV Funding Summary**

On March 27, 2020, the Coronavirus Aid, Relief, and Economic Security Act (CARES), Public Law 116-136, was signed by the President of the United States. This made available \$5 billion in Community Development Block Grant Coronavirus (CDBG-CV) funds to respond to the growing effects of the historic COVID-19 public health crisis. The Department of Housing and Urban Development (HUD) informed the County of Riverside that CARES Act funding would be allocated to the County based on the existing entitlement formulas for the CDBG program.

Pursuant to the CARES Act, the County has been allocated \$10,405,129 of CDBG-CV funding. These funds have subsequently been allocated to a micro-enterprise loan program, a rental assistance program, and program administration.

CDBG-CV funding was allocated to jurisdictions in three phases. HUD allocated the first and third phases of CDBG-CV funds to the County in the amount of \$4,741,211 and \$5,663,918, respectively. The County did not receive funding in the second phase of funding. During the 2020 program year, the County allocated the phases of funding to Subsistence Payments. Each project was selected to assist in carrying out the County's CDBG priority need of COVID-19 Preparation, Prevention, and Response, as identified in the amended 2019-2024 Consolidated Plan's Strategic Plan.

### **CDBG-CV Accomplishments:**

- Two (2) public service projects were undertaken and completed for Subsistence Payment through CDBG-CV. A total of \$9,909,042 was expended.
- A total of \$496,087 was expended for administration and program management of the CDBG-CV program.

## **ESG-CV Funding Summary**

The County was also allocated \$8,565,690 of ESG-CV funding. ESG-CV1 funds were allocated to eleven (11) activities. On August 22, 2022, the U.S. Department of Housing and Urban Development (HUD) awarded the County of Riverside an estimated amount of \$665,911.16 of reallocated funds from the ESG-CV appropriation, bringing the allocation to \$9,231,601.16.

### **ESG-CV Accomplishments:**

- \$3,734,900.74 - Provided Emergency Shelter funding to assist with essential services, operation and maintenance, and HMIS staff cost for the operations of shelters
- \$317,818.28 - Provided Rapid Re-housing
- \$3,556,130.99 - Provided Homelessness Prevention
- \$1,132,557.47 - Provided Street Outreach Services to homeless individuals living on the streets and areas not habitable for individuals
- A total of \$490,193.68 was expended for administration and program management of the ESG-CV program.

### **HOME-ARP Funding Summary**

On March 11, 2021, President Biden took a significant step by signing the American Rescue Plan (ARP) into law, allocating over \$1.9 trillion to address the long-lasting effects of the COVID-19 pandemic on various sectors. Notably, on September 20, 2021, HUD made strides by allocating HOME-ARP grants to participating jurisdictions (PJ) to effectively provide assistance and supportive services for homeless individuals. This allocation allowed PJs to kickstart their planning for the utilization of HOME-ARP funds, giving them access to 5 percent of their HOME-ARP grant for eligible program administration and planning activities related to their HOME-ARP Allocation Plan. The ARP funds, to be administered through HOME, are dedicated to four crucial activities intended to primarily benefit homeless individuals, those at risk of homelessness, and vulnerable populations.

### **HOME-ARP Accomplishments:**

- \$2,000,000 – for the Cathedral Palms Senior Apartments, restricted to sixty-eight (68) units, aims to provide housing and wrap-around services for HOME ARP qualifying senior populations facing homelessness and other challenges.
- \$246,211 – is earmarked for administration in the County to kickstart the planning and preparation of the HOME-ARP Allocation Plan, and other vital program planning activities.

The following table is a condensed summary of activities undertaken and accomplishments represented by the number of units (e.g., housing units, persons assisted, businesses assisted, etc.), outlining the expected strategic goals and progress towards meeting these goals set forth in the Five-Year CP and Annual OYAP.

### **Comparison of the proposed versus actual outcomes for each outcome measure submitted with the consolidated plan and explain,**

**if applicable, why progress was not made toward meeting goals and objectives. 91.520(g)**

Categories, priority levels, funding sources and amounts, outcomes/objectives, goal outcome indicators, units of measure, targets, actual outcomes/outputs, and percentage completed for each of the grantee's program year goals.

<b>Goal</b>	<b>Category</b>	<b>Source: Proposed Amount (5 Yr StragPlan/201 9-2020 Amended OYAP-Section AP-20)</b>	<b>Indicator</b>	<b>Unit of Measure</b>	<b>Propose d – 5 Year Strategi c Plan Expecte d – Strategi c Plan</b>	<b>YTD - Actual – Strategi c Plan</b>	<b>Percent Comple t e</b>	<b>Expecte d – Progra m Year (Proposed AP Final OYAP)</b>	<b>Actual – Progra m Year</b>	<b>Percent Comple t e</b>
Acquisition of Real Property	Acquisition of Real Property	CDBG: 5 Year- \$500,000 2023/24- \$0	Other	Other	<b>1</b>	<b>0</b>	<b>0%</b>	<b>0</b>	<b>0</b>	<b>0%</b>
Address Farmworker Housing Needs	Affordable Housing	HOME: 5 Year - \$976,507 2023/24- \$300,000	Rental units constructed	Household Housing Unit	<b>50</b>	<b>11</b>	<b>22%</b>	<b>10</b>	<b>11</b>	<b>110%</b>

Administration	Administration	CDBG: 5 YR - \$7,303,145 2023/24- \$1,467,202  HOME: 5 YR - \$1,160,845 2023/24: \$251,663  ESG: 5 YR: \$255,000 2023/24: \$46,401	Other	Other	N/A	N/A	N/A	N/A	N/A	N/A
CHDO Set Aside	Affordable Housing	HOME: 5 Year - \$1,741,270 2023/24- \$377,496	Rental units constructed	Household Housing Unit	25	27	108%	5	0	0%
Clearance and Demolition	Clearance and Demolition	CDBG: 5 Year - \$200,000 2023/24- \$0	Other	Other	1	0	0%	0	0	0%
Code Enforcement - SL-3	Code Enforcement	CDBG: 5 Year - \$1,316,205 2023/24: \$100,000	Housing Code Enforcement/Foreclosed Property Care	Household Housing Unit	422,925	357,970	84.6%	24,300	0	0%
Economic Development - EO-1	Business/Jobs	CDBG: 5 Year - \$300,000 2023/24- \$0	Businesses assisted	Businesses Assisted	72	92	128%	25	0	0%

Economic Development - EO-3	Business/Jobs	CDBG: 5 Year - \$950,000 2023/24- \$0	Jobs created/retained	Jobs	20	14	70%	10	9	90%
Expand the Affordable Rental Housing Stock	Affordable Housing	HOME: 5 Year - \$3,650,161 2023/24- \$1,737,475	Rental units constructed	Household Housing Unit	200	33	17%	40	0	0%
First-Time Homebuyer Assistance	Affordable Housing	HOME: 5 Year - \$4,353,170 2023/24- \$0	Homeowner Housing Added	Household Housing Unit	0	0	0%	0	0	0%
First-Time Homebuyer Assistance	Affordable Housing	HOME: 5 Year - \$4,353,170 2023/24- \$350,000	Direct Financial Assistance to Homebuyers	Households Assisted	100	23	23%	20	0	0%
Homelessness - DH-2	Homeless	ESG: 5 Year - \$1,261,710 2023/24- \$252,722  CDBG: 5 Year - \$275,210 2023/24- \$0	Tenant-based rental assistance / Rapid Rehousing	Households Assisted	604	274	45%	33	0	0%

Homelessness - DH-2	Homeless	ESG: 5 Year - \$1,261,710 2023/24- \$0  CDBG: 5 Year - \$275,210 2023/24- \$0	Homelessness Prevention	Persons Assisted	<b>687</b>	<b>20</b>	<b>3%</b>	<b>0</b>	<b>0</b>	<b>0%</b>
Homelessness - SL-1	Homeless	ESG: 5 Year - \$1,550,000 2023/24 - \$319,510  CDBG: 5 Year: \$350,000 2023/24- \$0	Homeless Person Overnight Shelter	Persons Assisted	<b>7,645</b>	<b>6,340</b>	<b>83%</b>	<b>1,827</b>	<b>1,827</b>	<b>100%</b>
Homelessness - SL-1	Homeless	ESG: 5 Year - \$1,550,000 2023/24- \$319,510  CDBG: 5 Year: \$350,000 2023/24- \$0	Overnight/Emergen cy Shelter/Transitional Housing Beds added	Beds	<b>7,645</b>	<b>0</b>	<b>0%</b>	<b>0</b>	<b>0</b>	<b>0%</b>



Homelessness - SL-1	Homeless	ESG: 5 Year - \$1,550,000 2023/24- \$319,510  CDBG: 5 Year: \$350,000 2023/24- \$0	Homelessness Prevention	Persons Assisted	<b>735</b>	<b>0</b>	<b>0%</b>	<b>0</b>	<b>0</b>	<b>0%</b>
Improve the Conditions of Substandard Housing	Affordable Housing	HOME: 5 Year - \$976,507 2023/24- \$300,000	Rental units rehabilitated	Household Housing Unit	<b>50</b>	<b>3</b>	<b>6%</b>	<b>10</b>	<b>0</b>	<b>0%</b>
Public Facility/Infrastructure - SL- 3	Non-Housing Community Development Public Facility/Infrastructure	CDBG: 5 Year - \$6,068,255 2023/24- \$5,323,208	Public Facility or Infrastructure Activities other than Low/Moderate Income Housing Benefit	Persons Assisted	<b>10</b>	<b>74,660</b>	<b>746600%</b>	<b>31,536</b>	<b>74,660</b>	<b>83%</b>
Public Facility/Infrastructure - SL-1	Non-Homeless Special Needs Non-Housing Community Development Public Facility/Infrastructure	CDBG: 5 Year - \$15,739,115 2023/24- \$1,940,392	Public Facility or Infrastructure Activities other than Low/Moderate Income Housing Benefit	Persons Assisted	<b>560,260</b>	<b>219,544</b>	<b>39%</b>	<b>54,051</b>	<b>96,408</b>	<b>178%</b>

Public Services - SL-1	Homeless Non-Homeless Special Needs Non-Housing Community Development Public Service	CDBG: 5 Year - \$2,710,925 2023/24- \$827,445	Public service activities other than Low/Moderate Income Housing Benefit	Persons Assisted	<b>94,650</b>	<b>150,253</b>	<b>159%</b>	<b>38,540</b>	<b>98,786</b>	<b>256%</b>
Public Services - SL-2	Non-Housing Community Development Public Service	CDBG: 5 Year - \$216,080 2023/24- \$76,000	Public service activities other than Low/Moderate Income Housing Benefit	Persons Assisted	<b>2,850</b>	<b>890</b>	<b>31%</b>	<b>394</b>	<b>219</b>	<b>55%</b>
Public Services - SL-3	Non-Homeless Special Needs Non-Housing Community Development Public Service	CDBG: 5 Year - \$50,000 2023/24- \$0	Public service activities other than Low/Moderate Income Housing Benefit	Persons Assisted	<b>57,325</b>	<b>10,215</b>	<b>18%</b>	<b>0</b>	<b>10,045</b>	<b>0%</b>
Rehabilitation - DH-2	Rehabilitation - DH-2	CDBG: 5 Year - \$4,235,710 2023/24- \$1,090,213	Homeowner Housing Rehabilitated	Household Housing Unit	<b>125</b>	<b>62</b>	<b>50%</b>	<b>51</b>	<b>25</b>	<b>49%</b>
Shelter the Homeless - TBRA	Affordable Housing Homeless	HOME: 5 Year - \$500,000 2023/24- \$30,361.65	Tenant-based rental assistance / Rapid Rehousing	Households Assisted	<b>25</b>	<b>116</b>	<b>464%</b>	<b>0</b>	<b>6</b>	<b>06%</b>

**Table 1 - Accomplishments – Program Year & Strategic Plan to Date**

**Assess how the jurisdiction’s use of funds, particularly CDBG, addresses the priorities and specific objectives identified in the plan, giving special attention to the highest priority activities identified.**

The CAPER provides a detailed description of how the County provided new or improved availability/accessibility, affordability, or sustainability for the following goals for which funding was allocated:

- Provide decent and affordable housing for low- and moderate-income households and those with special needs;
- Provide safer, more livable neighborhoods; and
- Expand economic opportunities

The Accomplishments Table above provides a summary of these priority goals and the County’s success in meeting the established objectives set forth in the Five Year 2019-2024 CP and Annual Action Plan. Unfortunately, as with most priority goals, the needs far outweigh the County’s available resources, which are insufficient to address all of the needs of low- and moderate-income persons or special needs residents in the County’s CPD program area.

During the 2023-2024 program year, CDBG funding focused primarily on the highest plan priorities to address specific objectives, including the revitalization of neighborhoods, construction and/or rehabilitation of public facilities, provision of public services, ADA accessibility improvements, housing rehabilitation, and activities furthering fair housing.

HOME funds were used to address housing priorities throughout the County of Riverside established in the fifth year 2023-2024 of the 2019-2024 Five Year Consolidated Plan with projected goals. Accomplishments are shown in the tables above. The County’s one-year goal was to assist 20 first-time homebuyer households, but due to the state of the housing market, low-income first-time homebuyers have had a difficult time qualifying for a mortgage and finding homes. Once supply meets demand and interest comes back down, we anticipate more households will take advantage of the County’s down payment assistance program.

The County has the following five affordable housing developments in the pipeline that are under construction and nearing completion that will be reported in the next reporting period:

- The Monarch Apartment Homes, 60-multifamily unit to expand the affordable rental housing in the City of Palm Springs;
- Monamos Terrace Apartments, 139 multifamily units to Expand the affordable rental housing stock in the City of Murrieta;
- Placita Dolores Huerta (formerly known as Coachella Valley I Apartments), a 56-unit to address the farmworker housing needs in the City of Coachella; and
- Covalda Apartments (formerly Tripoli Apartments), 108 multifamily units to expand affordable rental housing in the City of Coachella.
- Cathedral Palms Apartments, 231 units to expand affordable rental housing in the City of Cathedral City.

ESG activities were mainly directed at increasing services to at-risk populations and, where possible, reducing affordable housing costs by providing overnight shelter, outreach, homelessness prevention, and rapid re-housing services for persons at risk of or experiencing homelessness.

The overall low-mod benefit for the 2023-2024 CDBG program year was 100.00%, exceeding the minimum 70% low-mod HUD benefit requirement. Measurable progress was made on many of the Five-Year CP goals. In many circumstances, actual accomplishments exceeded those proposed. Public facility/ infrastructure projects that have been experiencing delays are mostly due to the need to secure additional funding, an increase in the cost of materials and/or labor, unforeseen weather conditions, and, in some instances, a lack of dedicated staff resources. These projects are currently underway and will report accomplishments in upcoming CAPERs.

## CR-10 - Racial and Ethnic composition of families assisted

Describe the families assisted (including the racial and ethnic status of families assisted). 91.520(a)

	CDBG	HOME
White	15,846	11
Black or African American	1,856	0
Asian	663	0
American Indian or American Native	631	0
Native Hawaiian or Other Pacific Islander	195	0
<b>Total</b>	<b>19,191</b>	<b>11</b>
Hispanic	5,699	11
Not Hispanic	13,492	0

Describe the clients assisted (including the racial and/or ethnicity of clients assisted with ESG)

	HESG
American Indian, Alaska Native, or Indigenous	31
Asian or Asian American	37
Black, African American, or African	614
Hispanic/Latina/e/o	340
Middle Eastern or North African	2
Native Hawaiian or Pacific Islander	19
White	1,917
Multiracial	23
Client doesn't know	8
Client prefers not to answer	0
Data not collected	2
<b>Total</b>	<b>2,993</b>

Table 2 – Table of assistance to racial and ethnic populations by source of funds

## Narrative

The CDBG Table above has been adjusted to reflect more accurate data by including the additional

race/ethnicity categories collected and reported for total persons/households assisted. For the ESG Homeless Management Information System (HMIS) data, please refer to Appendix C - SAGE Report. The HOME figures above have been adjusted to reflect more accurate data through the revised PR23 report and the attached spreadsheet indicating the Race and ethnicity of families assisted in FY 23/24.

According to the United States Census Bureau, in 2022, 30.2% of county residents were White, 52% Hispanic, 6.1% Black/African American, 7.0% Asian, and 4.6% other races. From 2013 to 2022, the proportion of Hispanic residents in the County increased by nearly 5.1%, while the proportion of White residents declined by 7.7% over the same period. The cities of Banning, Beaumont, Blythe, Calimesa, Coachella, Corona, Desert Hot Springs, Eastvale, Hemet Indio, Jurupa Valley, La Quinta, Lake Elsinore, Menifee, Moreno Valley, Murrieta, Norco, Palm Desert, Palm Springs, Perris, Riverside, San Jacinto, Temecula, and Wildomar had significant Hispanic concentrations. The cities of Banning, Beaumont, Blythe, Desert Hot Springs, Eastvale, Hemet, Lake Elsinore, Menifee, Moreno Valley, Perris, and San Jacinto, Black/African American populations are greater than the county-wide proportion.

The recipients in the above/below tables represent the county's diversity that was assisted with HUD-funded programs during the 2023-2024 program year. The City of Riverside reports HOPWA program outcomes.

The County is committed to allocating CDBG, HOME, and ESG funds to address community development needs of the lowest-income and most disadvantaged residents based upon the individual eligibility requirements of the specific CPD program. Assistance was targeted to populations residing in areas of low-income and minority concentrations. However, while projects and programs will target low-income and minority populations, they will not necessarily be limited geographically to areas where these populations are concentrated. Some service providers are not located in low/moderate-income census tracts; however, their services are designed and intended for low/moderated-income clients. These may include clinics, food pantries, senior centers, health care facilities, etc.

## CR-15 - Resources and Investments 91.520(a)

### Identify the resources made available

Source of Funds	Source	Resources Made Available	Amount Expended During Program Year
CDBG	public - federal	10,824,460	11,166,725.91
HOME	public - federal	3,316,634	2,253,286.38
ESG	public - federal	618,683	618,683

**Table 3 - Resources Made Available**

### Narrative

The table above illustrates the amount of funding for CDBG, HOME, and ESG for the 2023-2024 program year; it does not account for all unspent prior-year funds. The County estimated \$10,824,460 in CDBG resources, \$3,316,634 in HOME resources, and \$618,683 in ESG resources to allocate to projects to carry out the goals outlined in the County's CP and OYAP.

Program Income (PI) is generated from repayments or other funding accrued and collected from previously funded CDBG and HOME projects and is allocated based on HUD's unrestricted program income requirements. During the 2023-2024 program year, the County received \$71,688.38 CDBG PI. To ensure timely expenditure of the 2023-2024 CDBG PI, the County allocated/expended the funding to five (5) new and/or existing CDBG projects throughout the program year. The County's HOME program received \$584,670.27 in HOME PI/HP, and the County allocated/expended the funding to new construction projects throughout the program year.

The County is committed to allocating funds to projects and activities that serve the needs of the lowest-income and most disadvantaged residents to improve their quality of life either directly or indirectly. In Riverside County, as with many other jurisdictions, the need for housing and community development funds far outweighs the available resources. Although needs are high in all of the top priority areas, with limited funds and resources available, there is a high possibility that some of the needs will not be addressed.

Per IDIS Report PR26 (Appendix A) – CDBG Financial Summary Report (2023-2024 program year) are as follows:

Low/Mod Benefit for program year: 100.00%

Planning and Administration (Cap 20%): 19.13%

Public Service (Cap 15%): 12.05%

The CDBG Expenditure Report, IDIS Report PR03, shows that the County's CDBG program disbursed \$11,166,725.91 in the program year 2023-2024. The HOME Drawdown IDIS PR07 report indicates that \$2,253,286.38 in HOME funds was disbursed in the program year 2023-2024. The ESG Financial Summary Reports IDIS Report (PR91) confirms that \$618,683 was disbursed in the program year 2023-2024.

Two CPD-funded programs, HOME and ESG, have matching fund requirements – HOME 25% and ESG 100%. These regulatory matching requirements ensure the efficient use of Federal funds through leveraging. The CDBG regulations do not require a funding match for the program; however, the County strongly encourages leveraging CDBG funds and gives priority consideration in evaluating proposed activities that leverage other funding. CDBG funds are matched in the participating cities with other funds available to cities, such as general funds and other local resources. It is anticipated that federal and private funding sources for housing and community development programs will remain limited, even under these circumstances; the county strives to make progress in implementing its public improvement and community service projects and programs and meeting the established objectives. As in the past, the county and cooperating cities will be as creative as possible in finding other additional sources of funding in order to develop and deliver efficient and cost-effective projects. CDBG, HOME, and ESG-funded activities will be leveraged, whenever possible, by other federal and/or governmental support for their specific type of services.

#### **Identify the geographic distribution and location of investments**

<b>Target Area</b>	<b>Planned Percentage of Allocation</b>	<b>Actual Percentage of Allocation</b>	<b>Narrative Description</b>
Administration	19	13	Efficient and effective implementation and oversight of Community Planning and Development Programs
Cooperating Cities	16	17	Area that benefits the greatest percentage of low/moderate-income persons
County of Riverside LMA			Low and Moderate-Income Areas (LMA)
Countywide	33	9	Area that benefits the greatest percentage of low/moderate-income persons, both as LMA or LMC



Metro City	11	7	Area that benefits the greatest percentage of low/moderate-income persons
Supervisory Districts	20	53	Area that benefits the greatest percentage of low/moderate-income persons

**Table 4 – Identify the geographic distribution and location of investments**

## Narrative

Riverside County is the fourth most populous county in the state. It is also a very large county geographically. Due to the vast distance between communities and cities, the Delivery System can become complicated by the geographical challenges, which contribute to impediments encountered by private, non-profit, and government agencies attempting to provide services to low-income residents. The County seeks to direct CDBG, HOME, and ESG grant funds primarily to the five (5) Supervisorial Districts, thirteen (13) Cooperating Cities, two (2) Metropolitan City/Urban County participants with a population over 50,000, and approximately sixty-three (63) unincorporated communities and neighborhoods. Funding decisions for the County program are based on the needs and strategies discussed in the County's Consolidated Plan. Funded activities target geographic areas with the greatest socio-economic distress. These programs aim to maintain and improve neighborhoods and communities within the unincorporated County. To this end, various public services, public works projects, housing production, rehabilitation programs, and economic development activities are undertaken. Public funds are leveraged with private resources to maximize the effects of formula grant investment.

The County has not established specific priority or target areas *per se* to focus the investment of funds; therefore, for purposes of the 2023-2024 OYAP and 2019-2024 Five-Year CP, geographic areas are more loosely defined to include administration, countywide, supervisorial districts, cooperating cities, and metro city(s). Priorities differ for each of the three formula grants. CDBG funds (refer to the above table) were distributed using a "fair-share" formula, which is based on a formula that accounts for population levels, overcrowding, and poverty. Households with incomes below 80 percent of the Area Median Income (AMI) and particularly those with extremely low incomes (less than 30 percent of the area median income) are particular priorities. Priority is given to CDBG projects that benefit the greatest percentage of low/moderate-income persons, both as Low/Mod Area (LMA) or Low/Mod Clientele (LMC). Some service providers in the County may not always be located in low/moderate-income census tracts, yet their services are designed and intended for low/moderate-income clients. These may include clinics, food pantries, senior centers, health care facilities, etc. Approximately 80% of the County's CDBG allocation, excluding

funding for administration, was divided among the thirteen (13) participating cities, two (2) Metro City, and sixty-three (63) County unincorporated areas.

HOME funds were not allocated geographically; they were made available county-wide through an over-the-counter application process, with 100% targeting the county's unincorporated areas and cooperating cities, with no priority area given the distinction.

ESG funds are awarded county-wide through a competitive process following federal guidelines. The County consults with the CoC to provide ESG funding recommendations to work in collaboration in targeting efforts to those who are homeless or at risk of becoming homeless to eliminate and prevent homelessness. In 2023-24, consultation was extended to include a recommended allocation of funding and feedback requests and meetings with CoC staff and representatives to review the needs and gaps in assistance throughout Riverside County. ESG funding continues to be allocated to help address a wide range of opportunities to align with the Continuum of Care (CoC) Program designed to promote communitywide commitment to ending homelessness. Future goals include conducting meetings to determine the needs of the homeless, mapping areas of the homeless from the PIT count, gathering gap analysis data, and reporting GIS locations of services.

## Leveraging

**Explain how federal funds leveraged additional resources (private, state and local funds), including a description of how matching requirements were satisfied, as well as how any publicly owned land or property located within the jurisdiction that were used to address the needs identified in the plan.**

The County leverages its CDBG, HOME, and ESG funds with other resources to increase the impact on housing, community development, and homelessness issues. Given the extent and level of housing and other community and economic development needs in Riverside County, it is essential that the limited resources made available through the CPD programs be leveraged with other resources. Many of the most successful affordable housing projects, community facilities, and public service programs were leveraged with other funds.

The CDBG regulations do not require a funding match for the program; however, the County strongly encourages leveraging CDBG funds and gives priority consideration in evaluating proposed activities that leverage CDBG with other funding. Applicants requesting funds to support its programs and projects are asked to provide documentation of other funding sources they will use as leverage to meet their needs. Examples of leveraging can be land, other Federal, State, or local government assistance, in-kind services, donations, private resources, or other subsidized financing. CDBG funds are matched with city general funds and other local resources in the participating cities.

Two CPD-funded programs, HOME and ESG, have matching fund requirements. Both regulatory matching requirements ensure the efficient use of Federal funds through leveraging. The Emergency Solutions Grant program has a mandatory dollar-for-dollar match requirement for subrecipients. The county's ESG grant funds were matched more than seven times with its ESG allocation with federal, state, local, and other private resources.

The leveraging of public and private funds is critical to the success of HOME projects. In order to provide sufficient financial support, most HOME projects require layered funding. HOME Program regulations require a twenty-five percent (25%) non-Federal match for every HOME dollar expended. The HOME program requires that PJ's provide match in an amount equal to no less than 25% of the total HOME funds drawn down for project costs. Former Redevelopment Agency Housing funds, sweat equity, State Permanent Local Housing Allocation funds, and State of California Housing Program Funds were the primary funding sources to provide match for the HOME program. The 25% minimum HOME matching requirement was \$847,641.95. According to the Integrated Disbursement and Information System (IDIS) for FY 2023-2024, the County met and exceeded its match obligation with a total of \$98,987,585.35 in excess matching funds carried over from the previous fiscal year.

Funds set aside for program administration and for Community Housing Development Organization (CHDO) technical assistance/capacity building is exempt from this matching

requirement. The match must be met by the end of the Federal FY in which the expenditure occurred. This requirement is not project-specific but rather program-wide.

HOME funds were leveraged through the use of gap financing. Prior to HOME funds being awarded, developers must identify and secure all other funding necessary for the development of proposed housing projects. Active HOME-funded projects during this reporting period leveraged HOME funds with the following: low-income housing tax credits, State Permanent Local Housing funds, Federal Home Loan Bank Affordable Housing Program (AHP) funds, Affordable Housing Sustainable Communities (AHSC), No Place Like Home (NPLH), Veterans Housing and Homelessness Prevention Program (VHHPP), U.S. Department of Agriculture 514 Loan, and Housing Choice Voucher Program (HCVP or Section 8) Project Based Vouchers. The following HOME-funded projects that have Section 8 project-based vouchers as a leveraging source that are under construction or scheduled to start construction by next reporting period are the following: Placita Dolores Huerta in the City of Coachella, Monarch Apartments in the City of Palm Springs, Monamos Apartments in the City of Murrieta, Covalda Apartment in the City of Coachella, and Cathedral Palms Apartment in the City of Cathedral City.

<b>Fiscal Year Summary – HOME Match</b>	
1. Excess match from prior Federal fiscal year	\$ 99,835,227.30
2. Match contributed during current Federal fiscal year	\$ 0
3 .Total match available for current Federal fiscal year (Line 1 plus Line 2)	\$ 99,835,227.30
4. Match liability for current Federal fiscal year	\$ 847,641.95
5. Excess match carried over to next Federal fiscal year (Line 3 minus Line 4)	\$ 98,987,585.35

**Table 5 – Fiscal Year Summary - HOME Match Report**

Match Contribution for the Federal Fiscal Year								
Project No. or Other ID	Date of Contribution	Cash (non-Federal sources)	Foregone Taxes, Fees, Charges	Appraised Land/Real Property	Required Infrastructur e	Site Preparation, Construction Materials, Donated labor	Bond Financing	Total Match

Table 6 – Match Contribution for the Federal Fiscal Year

## HOME MBE/WBE report

Program Income – Enter the program amounts for the reporting period				
Balance on hand at begin-ning of reporting period \$	Amount received during reporting period \$	Total amount expended during reporting period \$	Amount expended for TBRA \$	Balance on hand at end of reporting period \$
1,479,484.19	584,670.27	1,382,883.79	0.00	682,867.21

Table 7 – Program Income

**Minority Business Enterprises and Women Business Enterprises** – Indicate the number and dollar value of contracts for HOME projects completed during the reporting period

	Total	Minority Business Enterprises				White Non-Hispanic
		Alaskan Native or American Indian	Asian or Pacific Islander	Black Non-Hispanic	Hispanic	
Contracts						
Number	0	0	0	0	0	0
Dollar Amount	0	0	0	0	0	0
Sub-Contracts						
Number	0	0	0	0	0	0
Dollar Amount	0	0	0	0	0	0
	Total	Women Business Enterprises	Male			
Contracts						
Number	0	0	0			
Dollar Amount	0	0	0			
Sub-Contracts						
Number	0	0	0			
Dollar Amount	0	0	0			

**Table 8 - Minority Business and Women Business Enterprises**

**Minority Owners of Rental Property** – Indicate the number of HOME assisted rental property owners and the total amount of HOME funds in these rental properties assisted

	Total	Minority Property Owners				White Non-Hispanic
		Alaskan Native or American Indian	Asian or Pacific Islander	Black Non-Hispanic	Hispanic	
Number	0	0	0	0	0	0
Dollar Amount	0	0	0	0	0	0

**Table 9 – Minority Owners of Rental Property**

<b>Relocation and Real Property Acquisition</b> – Indicate the number of persons displaced, the cost of relocation payments, the number of parcels acquired, and the cost of acquisition						
Parcels Acquired	0	0				
Businesses Displaced	0	0				
Nonprofit Organizations Displaced	0	0				
Households Temporarily Relocated, not Displaced	0	0				
Households Displaced	Total	Minority Property Enterprises				White Non-Hispanic
		Alaskan Native or American Indian	Asian or Pacific Islander	Black Non-Hispanic	Hispanic	
Number	0	0	0	0	0	0
Cost	0	0	0	0	0	0

**Table 10 – Relocation and Real Property Acquisition**

## CR-20 - Affordable Housing 91.520(b)

**Evaluation of the jurisdiction's progress in providing affordable housing, including the number and types of families served, the number of extremely low-income, low-income, moderate-income, and middle-income persons served.**

The County of Riverside is committed to making affordable housing to all its residents. The County of Riverside manages a portfolio of 47 affordable housing projects funded with HOME Investment Partnerships (HOME) funds that primarily serve households earning less than 60% of the Area Median Income. In its current portfolio, the County possesses over 7,915 affordable housing units funded with various sources, 3,986 units were funded directly by the County using one or more of the following sources: HOME, NSP, CDBG, Mortgage Revenue Bonds, and former Redevelopment Funds (RDA). The number of projects/units may fluctuate annually because projects are removed from the portfolio at fulfillment of their affordability period. However, due to the County's commitment to affordable housing, at least two projects are added annually to offset project/unit attrition.

The table below compares the County's annual goals for FY 2023-2024 with the actual number of completed HOME units brought online from July 1, 2023, to June 30, 2024.

	One-Year Goal	Actual
Number of Homeless households to be provided affordable housing units	8	0
Number of Non-Homeless households to be provided affordable housing units	80	11
Number of Special-Needs households to be provided affordable housing units	0	0
<b>Total</b>	<b>88</b>	<b>11</b>

**Table 11 – Number of Households**

	One-Year Goal	Actual
Number of households supported through Rental Assistance	50	0
Number of households supported through The Production of New Units	4	11
Number of households supported through Rehab of Existing Units	0	0



	One-Year Goal	Actual
Number of households supported through Acquisition of Existing Units	0	0
<b>Total</b>	<b>54</b>	<b>11</b>

**Table 12 – Number of Households Supported**

**Discuss the difference between goals and outcomes and problems encountered in meeting these goals.**

Table 11 – Progress is being made towards the number of homeless households provided affordable housing units.

Table 12 – Progress is being made towards the number of households supported through Rental Assistance. Affordable housing developments and renovations are typically multi-year projects and are subject to the ability to secure funding from various funding sources. Often, the ability to meet the anticipated goals is dictated by various factors that can create disparities between goals and actual outcomes such as: funding availability, timing, and project schedules. Often, unexpected challenges are encountered during the construction phase of the project which causes delays that impact project/unit delivery.

In FY 2023-2024, there were several HOME-funded multifamily developments at various stages of development and construction including the following projects:

- The Monarch Apartment Homes, City of Palm Springs: 60 units, anticipated to be reported in FY 2024-2025
- Monamos Terrace Apartments, City of Murrieta: 140 units, anticipated to be reported in FY 2024-2025
- Covalda Apartments (formerly Tripoli Apartments), City of Coachella: 108 units, anticipated to be reported in FY 2024-2025
- Placita Dolores Huerta (formerly known as Coachella Valley I Apartments), 56 units, anticipated to be reported in FY 2024-2025
- Cathedral Palms Apartments, 231 units, anticipated to be reported in FY 2024-2025

**Discuss how these outcomes will impact future annual action plans.**

Since affordable housing developments are typically multi-year projects, it is common for the establishment of the goals to be determined of during one Action Plan year and the reporting of the outcomes in a subsequent year. The outcomes of Villa Hermosa III will result in

accomplishments in the CAPER for FY 2023-2024. The outcomes for the Monarch Apartment Homes, Monamos Apartments, Covalda Apartments, Placita Dolores Huerta, and Cathedral Palms Apartment projects will be included in future CAPERs.

**Include the number of extremely low-income, low-income, and moderate-income persons served by each activity where information on income by family size is required to determine the eligibility of the activity.**

<b>Number of Households Served</b>	<b>CDBG Actual</b>	<b>HOME Actual</b>
Extremely Low-income	2	0
Low-income	24	11
Moderate-income	1	0
<b>Total</b>	<b>27</b>	<b>11</b>

**Table 13 – Number of Households Served**

## **Narrative Information**

The County's One-Year Goal proposed the production 40 new units of HOME-assisted housing. In FY 2023-2024, the County contributed to the production of a total of 100 rental units (11 HOME units) to exceed that goal with more in the pipeline. Completed projects are as follows:

- Villa Hermosa III, City of Indio: 100 units (11 HOME units)

The County of Riverside Department of Housing and Workforce Solutions (HWS) provides exterior repair of stick-built and modular (attached to private land) owner-occupied, single-family residences. Grants are awarded for the cost of repairs to renovate eligible homes to address a property's health, safety, and housing quality standard deficiencies as defined by the US Department of Housing and Urban Development. A total of twenty-seven (27) low-moderate income households benefited from this program. A total of \$1,239,668 in CDBG funds were expended in 2023-24.

## **CR-25 - Homeless and Other Special Needs 91.220(d, e); 91.320(d, e); 91.520(c)**

**Evaluate the jurisdiction's progress in meeting its specific objectives for reducing and ending homelessness through:**

### **Reaching out to homeless persons (especially unsheltered persons) and assessing their individual needs**

The Riverside County Continuum of Care (CoC) conducts outreach to homeless persons (especially unsheltered persons and chronic homeless) and assesses their individual needs in partnership with the County of Riverside Department of Housing and Workforce Solutions (HWS), the Collaborative Applicant for the CoC, and housing and service partners that make up the CoC membership. The CoC Structure engages more than 100 member agencies representing diverse sectors of government, medical and health, business, law enforcement, housing, and homeless providers, education, and others.

The Riverside County 2023 Homeless Point-In-Time Count (HPITC) conducted between the dates of January 25 and January 27, 2023, identified a total of 3,725 homeless individuals experiencing homelessness (12% increase from 2022); of that 2,441 were unsheltered representing 66% of the total count (23% increase) and 1,284 sheltered representing 34% of the total count (4% decrease).

Data collected during the Count reflects a snapshot of Riverside County's homeless population at one particular point in time. Among the 3,725 persons experiencing homelessness counted, 229 were Transitional Age Youth (18-24) (27% decrease from 2022), 257 were seniors aged 62 or above (6% increase), 256 were veterans (31% increase) and 143 were households with children (12% increase). People who are first time homeless and chronically homeless increased 19% and 18% respectively from 2022. Those with substance use and mental health issues increased by 17% and 8% respectively from 2022. Among the 2,441 unsheltered persons experiencing homelessness, 502 were first time homeless (19% increase), 659 were chronically homeless (18% increase), 458 were engaged in substance use (17% increase) and 325 have mental health issues (8% increase). population, one category that demonstrated an increase is the chronically homeless from 206 in 2021 to 256 in 2022. Among the unsheltered homeless population, the highest subpopulation groups were persons that reported using drugs (14%), having a mental health condition (14%), and being Chronically Homeless (25%) Recovery Services and the Riverside University Health System Behavioral Health continue to work collaboratively with the CoC to increase the number of permanent supportive housing beds that are available for persons suffering with mental health and substance abuse problems.

The Riverside County CoC moved to a bi-annual unsheltered count beginning in 2023 with the next count scheduled for January 2025. The 2024 Housing Inventory Count (HIC) for the sheltered count conducted on January 24th, 2024, revealed that 1,808 persons experiencing homelessness were sheltered through Emergency Shelter and Transitional Housing programs compared to 1,284 in 2023 representing a 41% increase. This increase in sheltered count numbers is primarily due to expanded efforts in capturing all available beds across the county. A primary factor in this growth is the inclusion of sheltering data from the Department of Public Social Services (DPSS) CalWORKs program, which provided data for the first time this year. Additionally, expansions in new and existing sheltering projects, driven by local investments to increase housing across our region, also contributed to the increase.

The United States Department of Housing and Urban Development (HUD) CoC Program funding continues to prioritize the objective of creating new permanent housing beds for homeless individuals and families throughout the county. On February 1, 2024, HUD announced the FY 2023 CoC Program Competition awards. The Riverside County CoC was awarded \$15.7 million to fund a total of 20 projects providing leasing, rental assistance, and essential supportive services with a total of 833 beds in 576 units in rapid re-housing and permanent supportive housing. This amount represents an increase of 10% or \$1.5 million from HUD 2022 awards.

The Riverside County CoC has made an impact on helping to eliminate homelessness. Specifically, the CoC implemented programs that have shown promise in placing people who are chronically homeless into permanent housing first, following up with services that address barriers that keep people homeless. The CoC strengthens coordination among the network of providers and focuses resources on helping individuals and families who are homeless to become "rapidly re-housed" through temporary, one-time assistance. The Riverside County CoC will continue to apply for new funding to bring more services and resources dedicated to make homelessness among youth rare, brief, and non-recurring. It is currently anticipating an announcement from HUD in late fall of 2023 in response to the Youth Homelessness Demonstration Program (YHDP) application submitted on June 26, 2023, requesting for \$2 million in funding.

The Riverside County CoC has implemented and developed a Coordinated Entry System (CES) to link homeless families and individuals with the appropriate assistance they need to end homelessness. A CES Advisory Team, with the assistance of outreach workers, housing navigators, housing case managers, and others, formed to develop written standards, policies, and guidelines for the CES. The Advisory Team is made up of representatives from providers of permanent supportive housing, rapid re-housing, emergency shelter, and transitional housing (TH). The CES covers a large geographic area, is easily accessed by individuals and families seeking housing or

services, is well advertised, and includes a comprehensive and standardized assessment tool. The Riverside University Health System – Behavioral Health (RUHS-BH), formerly the County of Riverside Department of Mental Health, is the lead agency responsible for implementing the County's CES. The Riverside County CoC plans to capitalize on the CES to strengthen service coordination and delivery for its target population including single adults, families, youth, and veterans experiencing homelessness.

The Homeless Housing, Assistance and Prevention Program (HHAP) is administered by the California Department of Housing and Community Development (HCD) and serves to provide flexible block grant funds to support regional coordination and expand or develop local capacity to address immediate homelessness challenges. The Riverside County CoC has received an award through all five (5) Rounds of HHAP, for a total of \$18,849,811.83 in funding to be used for Rental Assistance and Rapid Re-housing, Operating Subsidies, Outreach and Coordination, Systems support, and Delivery of permanent housing and innovative housing solutions. The Riverside County CoC received \$3,311,372.74 from HHAP Round 1; \$1,566,822 from HHAP Round 2; \$4,207,199.87 from HHAP Round 3; \$4,407,903.41 from HHAP Round 4, and \$5,356,513.81 from HHAP Round 5.

The County of Riverside Department of Housing and Workforce Solutions (HWS) is responsible for the administration of a centralized and coordinated Homeless Management Information System (HMIS), for the County of Riverside CoC and the HMIS Lead Organization. HWS has the responsibility to establish, support, and manage HMIS in a manner that will meet HUD's standards for quality, privacy, security, and other requirements for organizations participating in HMIS. The HMIS is a mandatory comprehensive and standardized assessment tool used to collect client-level data and data on the provision of housing and services to homeless individuals and families and persons at risk of homelessness. The County of Riverside has been significantly investing in enhancing our HMIS by updating functionality to include Geographic Information System (GIS) tracking to record participant service locations more accurately and purchasing additional licenses to meet increasing needs. This strategic investment has resulted in the implementation of an improved and more inclusive system. This upgraded system effectively supports a wider range of functions, including accommodating larger street outreach, navigation, and case management teams. Furthermore, it has led to enhanced reporting efficiency. Another aspect of our investment has been in providing comprehensive HMIS user training. This web-based training initiative has proven to be beneficial on multiple fronts. It has notably increased the efficiency of HMIS users, resulting in higher data quality. Moreover, this training approach has contributed to a reduction in troubleshooting support tickets and has streamlined the process of data entry. These

investments collectively reinforce our commitment to optimizing the HMIS to better serve our community's needs and streamline our operations. The County, along with its sub-recipients, collaborates closely with the CoC to ensure that the screening, assessment, and referral processes for program participants align with established standards. This collaborative effort is aimed at maintaining consistency in these processes across the board and reduce the turnaround time for clients to receive services.

Furthermore, the County remains committed to ongoing coordination and collaboration with the CoC and other essential stakeholders. This commitment extends to fostering a comprehensive and community-wide coordinated assessment process. This approach ensures that our HMIS operates seamlessly to facilitate coordination of services and funding streams, ultimately benefiting the individuals and families we serve.

### **Addressing the emergency shelter and transitional housing needs of homeless persons**

The Riverside County CoC, Emergency Solutions Grant (ESG) funders, and recipients collaborate and coordinate to avoid duplication of services and to provide the most effective use of HUD funding. The CoC has established quality standards for emergency shelter and performance standards for shelter and transitional housing. All projects are evaluated annually to identify any performance issues and to provide technical support to administer the projects adequately.

ESG funds are awarded county-wide through a competitive process following federal guidelines. The County consults with the CoC to provide ESG funding recommendations in order to work in collaboration in targeting efforts to those who are homeless or at risk of becoming homeless to eliminate and prevent homelessness. In 2022-23, consultation was extended to include the traditional surveys but also meetings with CoC staff and representatives to review the needs and gaps in assistance throughout Riverside County. ESG funding continues to be allocated to help address a wide range of opportunities to align with the Continuum of Care (CoC) Program designed to promote communitywide commitment to ending homelessness. Future goals have been established to conduct meetings to determine the needs, map areas of homeless from the PIT count, gap analysis data, and GIS reporting of locations of services.

The County provided \$1,89,576 from General Funds to support four (4) emergency shelters in the County. All agreements between the four projects have been renewed and will continue until fiscal year 2024-2025. The 2024 Housing Inventory Count (HIC) reported that 1,808 persons experiencing homelessness were sheltered through Emergency Shelter and Transitional Housing programs.

HMIS data are reviewed to determine whether people are staying in programs or exiting to permanent housing. HMIS also tracks participants' income increase to determine their progress toward self-sufficiency.

As part of the 2024 HUD CoC Program Competition, HUD continues to encourage CoC's to carefully review the transitional housing projects within their geographic area for cost-effectiveness, performance, and for the number and type of eligibility criteria to determine if rapid re-housing might be a better model for the CoC's geographic area. HUD also continues to offer a Domestic Violence (DV) Bonus for rapid re-housing (RRH), joint transitional housing, and rapid re-housing (Joint TH and PH/RRH) projects targeted to serve people fleeing domestic violence, dating violence, sexual assault, or stalking.

In complying with HEARTH requirements, the County of Riverside HWS, in coordination with the CoC, has reassessed the shelter programs currently receiving ESG funding. In FY 2023/2024, 51.6% of ESG funds were used to provide outreach and emergency shelter and 40.9% for rapid re-housing activities. The future direction is to increase the percentage of rapid re-housing and homelessness prevention. The ESG Written Standards were updated to include additional requirements for complying with the Coordinated Entry System (CES), working toward a low-barrier approach to housing, and participate in a data sharing network. ESG recipients are required to utilize the Coordinated Intake and Assessment System provided through County of Riverside CoC. Participating agencies are responsible for engaging chronically homeless individuals and families through a standardized vulnerability assessment and intake process.

**Helping low-income individuals and families avoid becoming homeless, especially extremely low-income individuals and families and those who are: likely to become homeless after being discharged from publicly funded institutions and systems of care (such as health care facilities, mental health facilities, foster care and other youth facilities, and corrections programs and institutions); and, receiving assistance from public or private agencies that address housing, health, social services, employment, education, or youth needs**

In 2024, the County received \$1,146,704 through the Emergency Food and Shelter Program (EFSP) funded by the Federal Emergency Management Agency (FEMA) which included \$383,079 for rental assistance, \$176,400 for mass/emergency shelter, \$330,042 for other foods and \$165,883 for other shelters.

The County of Riverside ESG, in collaboration with the CoC Membership, works toward connecting homeless clients to resources once exiting from publicly funded institutions through sub-recipients of Outreach Services, and Emergency Shelter programs. Non-profits connect with agencies to provide resources in housing individuals and families to reduce the amount of homelessness. Through collaboration between the CoC and HWS, a discharge policy is now in place between the with key public/private agencies, and other entities to outline roles/responsibilities and establish a coordinated and collaborative discharge planning system in the county. Participating agencies are HWS, County Department of Behavioral Health, Hospital Association of Southern California (coordinator of Riverside County hospitals), Riverside County Sheriff's Dept., Riverside County Veterans' Services, and Community Connect 2-1-1. ESG funding is also utilized to support youth facilities which provide housing, educational services, and counseling to youth.

The County of Riverside ESG is a member of the Riverside County CoC which has representation from public and private agencies that specifically address the housing, health, social, employment and education needs of individuals, families, and youth experiencing or at risk of homelessness.

**Helping homeless persons (especially chronically homeless individuals and families, families with children, veterans and their families, and unaccompanied youth) make the transition to permanent housing and independent living, including shortening the period of time that individuals and families experience homelessness, facilitating access for homeless individuals and families to affordable housing units, and preventing individuals and families who were recently homeless from becoming homeless again**

HUD requires all CoCs to utilize the System Performance Measures (SPM) to help communities gauge their progress in preventing and ending homelessness and provide a complete picture of how well a community is achieving this goal. The SPM includes reducing the number of homeless individuals and families, reducing the number of first time homeless, length of time homeless, successful permanent housing placement or retention, returns to homelessness, jobs, and income growth.

To assist homeless persons successful transition to permanent housing, the Riverside County CoC has increased the number of permanent housing beds in the county by increasing rapid re-housing assistance (through ESG and CoC Program funds), that gives short-term rental assistance and support services for housing location and stability; and permanent supportive housing (through CoC Program funds).



The U.S. Department of Veterans' Affairs (VA) continues to provide funding for the HUD – Veterans Affairs Supportive Housing (HUD-VASH) program that provides rental assistance for homeless veterans and the Supportive Services for Veteran Families (SSVF) program that offers a range of supportive services to eligible veteran families that are designed. These services are designed to help homeless veterans and their families find and sustain permanent housing and access the health care, mental health treatment, substance use counseling, and other supports necessary to help them in their recovery process and with their ability to maintain housing in the community.

### **County of Riverside Housing and Workforce Solutions – COC**

HWS is comprised of employees who work collectively and in partnership with community-based organizations to serve the needs of the community. HWS interacts with people on many levels, thereby impacting their daily lives through childcare, education, employment, training, health and human services, homelessness, and housing. The department also serves as the lead agency and grantee for the Riverside County CoC Program.

The HWS-CoC is also the HUD grantee responsible for administering a Homeless Management Information System (HMIS) for the County of Riverside CoC and the HMIS lead organization. HWS has the responsibility to establish, support, and manage the HMIS in a manner that meets HUD's standards for data quality, privacy, security, and other requirements for organizations participating in HMIS.

### **Riverside County Continuum of Care (CoC)**

The CoC is a network of private and public sector homeless service providers, designed to promote community-wide planning and to improve coordination and integration with mainstream resources and other community programs for people who are experiencing or at-risk of becoming homeless. The goal is to improve and expand the collection of data countywide, develop performance measurements, and allow for communities to collaborate and to tailor their own program to the strengths and challenges within the community.

The CoC is designed to organize and deliver housing and services to meet the specific needs of people who are homeless as they move to stable housing and maximum self-sufficiency. The prevailing CoC Program resulted from the Homeless Emergency Assistance and Rapid Transition to Housing Act of 2009 (HEARTH), which consolidated the three separate McKinney-Vento homeless assistance programs (Supportive Housing Program, Shelter Plus Care Program, and Section 8 moderate Rehabilitation SRO Program) into a single grant program.

HWS regularly consults and coordinates the ESG funding priorities and allocation with the Riverside County CoC in addressing the needs of the homeless during the 2022-2023 program year and beyond. This joint effort has worked successfully in the past, and HWS pledges its continuing support of the endeavor.

The Riverside County CoC is a network of private and public sector homeless service providers, designed to promote community-wide planning and the strategic use of resources addressing homelessness. The CoC seeks to improve coordination and integration with mainstream resources and other community programs for people who are experiencing or are at-risk of becoming homeless, which include vulnerable populations such as persons with physical, mental health, and other disabilities. The Housing Authority of the County of Riverside (HACR) is a member of the CoC. As a member of the CoC, the HACR participates in the County's Coordinated Entry System (CES) which has created a shared and standardized method for connecting people experiencing homelessness to the resources available in each community. The CES assesses people's housing-related needs, prioritizes them for resources, and links those in need to a range of types of assistance, including immediate shelter and longer-term housing-focused programs. Through this process, individuals and households are prioritized for housing assistance based on their vulnerability and worse-case housing needs. While households experiencing housing emergencies can connect to the Tenant Based Rental Assistance (TBRA) program by contacting the HACR, vacancies are also set-aside and matched through the county's CES ensuring a path for those who may not be able to connect with the HACR directly.

### **Veterans Affairs Supportive Housing Program (VASH)**

The VASH program is a partnership amongst HUD and the VA, in which the Housing Authority provides Section 8 vouchers and supportive services to homeless veterans with the goal of ending homelessness among veterans. Locally, the VASH program is a partnership between HACR and the Loma Linda VA Medical Center. In 2016, the Housing Authority of the County of Riverside and other public and private partners were recognized for assisting the County in reaching "Functional-zero" veteran homelessness, becoming the first large county across the Country to achieve this federal benchmark. According to the U.S. Department of Veterans Affairs (VA), hitting functional zero means they've instituted "a well-coordinated and efficient community system that assures homelessness is rare, brief and non-recurring and no Veteran is forced to live on the street." During FY 23/24, 457 formerly homeless veterans and their families received permanent housing assistance through the HUDVASH program.

In partnership with affordable housing developers, the Housing Authority has awarded a total of 193 VASH Section 8 project-based vouchers (PBV) to developers for the development of

permanent supportive housing for Veterans. Of the VASH PBVs awarded, all 193 units are currently online. The VASH project-based vouchers will provide the housing stability needed first and foremost and the VA will provide onsite permanent supportive services to ensure that Veteran's receive the wrap around services needed to thrive in this environment.

### **HOPWA**

The City of Riverside is the Grantee of the HOPWA Program for Riverside and San Bernardino County. The HACR serves as a Project Sponsor and administers the HOPWA Program through the entire County of Riverside. The goal of the HOPWA program is to assist low-income individuals and or families who live with HIV/ AIDS with housing subsidies in combination with supportive services. Through HOPWA the HACR was able to house 81 households with permanent housing and assist a total of 100 households during FY 23/24. The HOPWA program has the capacity to serve 95 households. Additionally, the HACR is subcontracted with the Desert Aids Project, Foothill Aids Project, and True Evolution. With the assistance and support of our subcontractors, housing was maintained and approved for 81 households. Our subcontractors are also able to assist with move-in costs, Short Term Rental Mortgage and Utility Assistance, Permanent Housing Placements, and emergency hotel/motel stays.

### **Cal-Works Housing Support Program (HSP)**

The HSP program addresses the housing needs of homeless families with children who are currently receiving TANF assistance. The program is a collaboration between DPSS and HACR. HACR provides housing navigation, housing counseling, and short/medium-term rental subsidies in an effort to stabilize these families as quickly as possible. This allows them to take advantage of the TANF-related services provided by DPSS. The program assisted 460 households into permanent housing during program year 2023-2024.

### **Emergency Housing Voucher (EHV)**

The Emergency Housing Voucher (EHV) program is funded through the American Rescue Plan Act of 2021 and aims to decrease homelessness and assist in obtaining decent, safe and sanitary housing in order to assist individuals and families who are homeless, at-risk of homelessness, fleeing, or attempting to flee, domestic violence, dating violence, sexual assault, stalking, or human trafficking, or were recently homeless or have a high risk of housing instability.

The Housing Authority of the County of Riverside (HACR) was granted 354 EHV vouchers and with the collaboration and partnership of HACR, Continuums of Care (COC) and Victim Service Providers (VSP's) The EHV program has successfully housed a total of 324 families to date. In 2023 EHV housed 151 families. So far in 2024 EHV has housed a total of 64 families and has assisted a total of 336 households during the 23/24 FY. EHV is currently at 95.01% utilization.

### **HHAP – Homeless Housing Assistance & Prevention Program**

The HHAP Program provides rapid rehousing to homeless households throughout Riverside County. Services include financial assistance towards rental application, credit check fees, move-in costs, security and utility deposits, rental and utility assistance and emergency shelter. Participants are linked to a case manager who assists in the development of an Individual Service Plan (ISP) and meets with participants regularly to reach self-sufficiency goals as outlined in their ISP. The program successfully case managed 23 households and of the 23, successfully placed 20 into housing during the 2023-2024 program year.

### **ERF – Encampment Resolution Funding Program (Santa Ana and San Jacinto river bottom)**

The ERF Program provides emergency shelter and rapid rehousing to homeless encampments in the Santa Ana and San Jacinto River Bottoms. Services include financial emergency shelter in hotels, assistance towards rental application, credit check fees, move-in costs, security and utility deposits, rental and utility assistance. Participants are linked to a case manager who assists in the development of an Individual Service Plan (ISP) and meets with participants regularly to reach self-sufficiency goals. The program successfully case managed 56 households and of the 56, successfully placed 44 into housing during the 2023-2024 program year.

### **Mainstream**

The 811 Mainstream Voucher program encourages partnerships with health and human service agencies with a demonstrated capacity to coordinate voluntary services and supports to enable individuals to live independently in the community. Mainstream is aimed to assist non-elderly persons with disabilities (Ages 18-62) who reside within the County of Riverside. The eligible household member DOES NOT need to be the head of household and the applicants housing status must be one of the following:

- At-risk of homelessness
- Homeless
- Exiting institutional setting
- At-risk of entering an institutional or other segregated setting

For FY 23/24 Mainstream housed 166 households and assisted a total of 184 households during the FY.

## **CR-30 - Public Housing 91.220(h); 91.320(j)**

### **Actions taken to address the needs of public housing**

HACR no longer operates a public housing program, and all 469 units were converted over to Project Based Voucher units with ownership transferred to Riverside Community Housing Corp.

### **Actions taken to encourage public housing residents to become more involved in management and participate in homeownership**

In order to encourage and improve communication between PHA staff and residents, the following was implemented:

- Customer Service Surveys were available to residents at Housing Authority office appointments and mailed out to them with their annual re-certification packets. For the 2023 calendar year, 172 surveys were turned in with 1,181 survey questions answered. 99.7% were favorable responses.
- Resources and information are provided to residents who are looking into homeownership opportunities. Housing Choice Voucher participants are encouraged to enroll in the Family Self-Sufficiency Program. The FSS Program emphasizes the importance of achieving goals and obtaining regular full-time employment. As FSS participants earned income increases, they will pay a higher portion of their rent and the Housing Authority will pay less. The cost savings by the Housing Authority is deposited into an interest-bearing escrow savings account. This escrow account is available to the FSS participant upon completion of the FSS Program. Some program graduates have used this escrow savings account as a down payment towards their first home.

HACR operates on the premise that affordable housing is not the end goal for a family, but rather, a steppingstone to reach full sufficiency to market-rate housing. The ultimate goal is for the Agency's families to successfully graduate to homeownership. To actively engage residents in this goal, the agency has taken the following actions:

1. Regular engagement of participants through specialized self-sufficiency coaches funded through HUD's Family Self-Sufficiency (FSS) program.
2. Providing outreach and information to all assisted families and the public on community homeownership initiatives and credit counseling agencies.
3. Working collaboratively with our local Habitat for Humanity and other housing developers to provide participants with targeted homeownership opportunities.
4. The County's First Time Home Buyer (FTHB) program is available to assist in homeownership.

All participants of the Housing Choice Voucher Program are eligible to join the HCV Family Self Sufficiency (FSS) Program. The FSS Program employs seven (7) full-time FSS Coordinators to work one on one with FSS Families in providing the guidance and referral services to assist them on their journey to self-sufficiency. In FY 2023/2024, there were fifteen (15) FSS Graduates.

### **Actions taken to provide assistance to troubled PHAs**

HACR has been recognized by HUD as a “High” performer for the last nineteen (19) years through the Section Eight Management Assessment Program (SEMAP).

According to HUD, there are approximately 3,300 public housing agencies (PHAs) in the United States. SEMAP is used to remotely measure performance and administration of the housing choice voucher program. SEMAP was designed to improve program performance and helps HUD to target monitoring and assistance to PHA programs that need the most improvement. SEMAP measures fourteen (14) key areas of performance to show whether PHAs help eligible families to afford decent rental units at a reasonable subsidy cost as intended by Federal housing legislation.

The fourteen (14) key indicators of PHA performance are:

1. Proper selection of applicants from the housing choice voucher waiting list
2. Sound determination of reasonable rent for each unit leased
3. Establishment of payment standards within the required range of the HUD fair market rent
4. Accurate verification of family income
5. Timely annual reexaminations of family income
6. Correct calculation of the tenant share of the rent and the housing assistance payment
7. Maintenance of a current schedule of allowances for tenant utility costs
8. Ensure units comply with the housing quality standards before families enter into leases and PHAs enter into housing assistance contracts
9. Timely annual housing quality inspections
10. Performing of quality control inspections to ensure housing quality
11. Ensure that landlords and tenants promptly correct housing quality deficiencies
12. Ensure that all available housing choice vouchers are used
13. Expand housing choice outside areas of poverty or minority concentration
14. Enroll families in the family self-sufficiency (FSS) program as required and help FSS families achieve increases in employment income

HUD will annually assign each PHA a rating on each of the fourteen (14) indicators and an overall performance rating of high, standard, or troubled. If a PHA does not perform adequately on any of the fourteen (14) indicators or is assigned an overall performance rating of troubled, these cases require corrective action. HUD will conduct on-site reviews of PHAs rated troubled to assess the magnitude and seriousness of the problems. The PHA must implement a thorough corrective action plan that HUD will monitor, to ensure improvement in program management.

The SEMAP Certification for FY 2023/2024 was submitted to HUD's Los Angeles Field Office for review on 8/15/2024. We are currently waiting for the HUD Los Angeles Field Office to issue the SEMAP Score for FY 2023/2024 and anticipate being awarded the High Performer designation for the 20<sup>th</sup> consecutive year.

## **CR-35 - Other Actions 91.220(j)-(k); 91.320(i)-(j)**

**Actions taken to remove or ameliorate the negative effects of public policies that serve as barriers to affordable housing such as land use controls, tax policies affecting land, zoning ordinances, building codes, fees and charges, growth limitations, and policies affecting the return on residential investment. 91.220 (j); 91.320 (i)**

The dissolution of redevelopment agencies fundamentally altered affordable housing finance in California. Redevelopment funds provided a fairly predictable source of funds for affordable housing development. Affordable housing developers are now left with access to the County's CDBG and HOME funding. Affordable housing developers must be capable of negotiating successful critical paths in their efforts to increase the supply of affordable housing.

The County uses a multifaceted strategy to address barriers to affordable housing. Limited resources dictate that strategies be focused on the most effective tools possible. A major focus involves using both financial and processing assistance to maximize as many housing units as possible. This approach allows the County to quantify affordable housing production and make adjustments to development strategies as necessary.

The County assistance includes implementation of the following programs:

Project Ombudsman: This program involves designating a staff liaison or Ombudsman to work with affordable housing developers and their representatives.

Gap Financing: Gap financing offers financial assistance through grants, below-market-interest-rate loans, and other favorable repayment terms.

Fee Subsidies: Under certain circumstances, the County will subsidize the payment of development fees.

Transportation Uniform Mitigation (TUMF) Fee Exemption: County Ordinance Number 673, known as the Transportation Uniform Mitigation Fee Ordinance, sets the fee schedule that requires that all new development bear its fair share cost for the County to construct or acquire the needed facilities and preserve open space, wildlife, and their habitats. The county is a member of the Agency of the Coachella Valley Association of Governments (CVAG). Entities reached a consensus to develop a plan whereby the shortfall in funds needed to enlarge the capacity of the Regional System of Highways and Arterials within CVAG's jurisdiction would be made up in part by a Transportation Uniform Mitigation Fee (Ordinance Number 673). The fee would be imposed on future residential, commercial, and industrial development within the jurisdiction with exemptions to the following developments: (1) Low and lower-income residential housing, including single-



family homes, apartments, and mobile homes built for those whose income is no more than 80% of the median income in the San Bernardino-Riverside Standard Metropolitan Statistical Area and as determined and approved by the County. The sales or rental price shall not exceed the affordability criteria as established under HUD Section 8 guidelines. (2) Within the C-R Zone (Rural Commercial) of the unincorporated area of the Coachella Valley.

Development Impact Fees (DIF) Fee Exemption: County Ordinance Number 659 known as the Year 2001 Development Impact Fee Ordinance requires that all new development bear its fair share cost for the County to construct or acquire the needed facilities. In order to effectively implement the Riverside County Comprehensive General Plan, manage new residential, commercial, and industrial development, and address impacts caused by such development, certain facilities must be constructed or acquired and open space, wildlife, and their habitats must be preserved. In order for the County to construct or acquire the needed Facilities and preserve open space, wildlife, and their habitats, it is necessary to require that all new development bear its fair share cost of providing the Facilities, open, space and habitat reasonably needed to serve that development (Ordinance Number 659).

The Board exempts imposing fees on second units on existing single-family lots that may contribute to the need for certain of the Facilities. At this time and in this regard the board finds that second units: (1) provide a cost-effective means of serving development through the use of existing infrastructure, as contrasted to requiring the construction of new costly infrastructure to serve development in undeveloped areas; (2) provide relatively affordable housing for low and moderate income households without public subsidy; and (3) provide a means for purchasers of new or existing homes to meet payments on high interest loans.

Both TUMF and DIF Fee exemptions allow building of affordable housing to be less costly and promotes development of affordable housing.

Public Opposition as a Barrier to Affordable Housing: The County will continue to educate the public about the social and economic benefits of affordable housing.

Fair Housing as a Barrier to Affordable Housing: The County will continue to affirmatively further fair housing county-wide.

Tax Policies: The County keeps property taxes at a minimum and does not have a residential or business utility tax.

Fast Track and Priority Processing: The intent of this program is to expedite the construction of affordable housing projects through all phases of the approval process.

Reduction of rent burden in the Coachella Valley: The County's Department of Housing and Workforce Solutions partnered with Lift to Rise to fund efforts to reduce the number of people

who are rent burdened in the Coachella Valley region. The County has set a goal to create 9,881 units of affordable housing over the next ten (10) years to address this issue that plagues the region. The County was one of six (6) multi-sector collaborations selected to participate in the implementation phase of Connect Capital, a Center of Community Investment (CCI) that was made it possible by the Robert Wood Johnson Foundation (RWJF).

To achieve this goal the team is partnering with various stakeholders in the region and focusing on the following:

- Act on the following policy areas: Streamlined Development Approval Process, density Intensification/density bonus, and reduction in development/impact fees
  - Creation of resident leadership table for community input towards the shared goal
- Bringing private and public investment to the region.

Housing Elements analysis of existing and projected housing needs: The County's Transportation Land Management Agency and the HWS coordinated the preparation of the Housing Element, with comprehensive housing policies, goals, and programs. The Housing Element includes an analysis of existing and projected housing needs; an analysis of potential governmental constraints; residential land inventory; housing policies; programs; and quantified objectives to address housing needs.

SB 2 Planning Grant Funds: The County's Transportation Land Management Agency received SB 2 Funding grants from, The California Department of Housing and Community Development (HCD), which provides funding and technical assistance to all local governments in California to help cities and counties prepare, adopt, and implement plans and process improvements that streamline housing approvals and accelerate housing production. County Ordinance Amendments: The County's Transportation, Land Management Agency in partnership with the Housing Authority of the County of Riverside, the Project Ombudsman, and community stakeholders have worked to streamline existing planning processes for the benefit of increasing affordable housing to the Farmworker community in the eastern Coachella Valley.

The following are processes and ordinances that have been amended to accomplish the acceleration of housing production:

- Amendment of Ordinance 348 to include the use of
  - Accessory Dwelling Units (ADUs)
  - Junior Accessory Dwelling Units (Junior ADUs)
  - Multiple Owners Group (MOG) Housing
  - Ranchete Housing

**Actions taken to address obstacles to meeting underserved needs. 91.220(k); 91.320(j)**

One of the most important steps in addressing obstacles to community development is identification, assessment, and evaluation. In Riverside County, obstacles to CPD-funded activities include location and logistics, language and culture, limited resources, and program restrictions and regulations. Unfortunately, these barriers and challenges hinder the development and implementation of important programs and facilities intended to serve those most in need.

As in most jurisdictions, the largest obstacle to meeting underserved needs is funding. Development and service provision costs have been increasing, causing a more significant gap between funding and need. To address this obstacle, the County strongly encourages its own agencies, as well as cooperating cities and other sub-recipients, to seek other resources, collaborate and build new partnerships, and leverage additional funding whenever possible from local, State, Federal, and private sources. The county urges CPD-funded programs and services to be flexible while being as efficient and effective as possible to achieve expected performance outcomes.

Riverside County is geographically very large; many of the targeted lower-income communities are located in remote rural areas, suburban fringe areas, and within large urban settings. An effective tool used by the County is the community-based forum. These include the Community Councils and Municipal Advisory Councils. These non-elected public bodies provide ideal forums for residents and other stakeholders to express their concerns and assess community development needs. Also, the County and other organizations have the opportunity to directly discuss programs, plans, and projects during these meetings.

The County encourages the participation of all its citizens, including reaching out to minorities and non-English speaking persons, previously and current homeless persons, and persons with disabilities. To provide additional assistance, the County and nearly all CPD sub-recipients have bilingual staff sensitive to cultural traditions, issues, and values. The County makes every effort to ensure that Limited English Proficient (LEP) persons have meaningful access to federally funded programs and services as is required under Title VI of the Civil Rights Act of 1964. In areas where the County has determined a substantial non-English speaking population within its jurisdiction, public notices, including notifications of funding cycles and Citizen Participation meetings, are published in English and the appropriate language(s). Additionally, it is the policy of Riverside County that there shall be no discrimination against persons because of race, religion, age, creed, color, sex, disability, sexual orientation, national origin, marital status, veteran's status, or political belief or affiliation, and that equal opportunity and access to facilities shall be available to all. The County is committed to providing equal access to its programs, services, and activities for all persons, including persons with disabilities. Special accommodations or materials in alternative format, as required by Title II of the Americans with Disabilities Act (ADA) of 1990, are available upon request.

County staff has also responded to increased programmatic and administrative demands by creating greater internal efficiencies and realigning program and service delivery internally and within its provider network. Staff worked collaboratively with County officials, as well as with other County departments to identify projects that met Federal community development program eligibility and timely draw-down requirements. Staff continues to fine-tune this approach to help ensure projects are ready to go and project funds are spent quickly and effectively.

### **Actions taken to reduce lead-based paint hazards. 91.220(k); 91.320(j)**

The Department of Environmental Health has been making efforts to reduce lead-based paint hazards as part of the Childhood Lead Poisoning Prevention Program (CLPPP). During Fiscal Year 2024, the CLPP Program has addressed lead-based paint hazards in the following ways:

1. Childhood Lead Poisoning Prevention Program  
Under the CLPP Program, Riverside County Departments of Environmental Health (DEH) and Public Health (PH) worked in conjunction to test and identify children who have been exposed to lead. The CLPPP team worked together to identify sources of lead-hazard exposure in a total of twenty-seven (27) households during fiscal year 2024. During these investigations, the Department of Environmental Health assisted a total of two (2) households to reduce identified lead-based paint hazards through the CLPP Program.
2. Lead Hazard Reduction Compliance and Enforcement Program  
State law, as implemented by the 2002 Senate Bill 460, grants authority to local health departments to require the enforcement and prosecution of persons who refuse to abate lead hazards in housing. The Lead Hazard Control Program is funded under this grant and implements SB 460 which allowed changes to State health and housing laws to make creating lead hazards a crime. There were two (2) complaints received by the DEH during fiscal year 2024.

### **Actions taken to reduce the number of poverty-level families. 91.220(k); 91.320(j)**

The County has continued to address the issue of poverty by enhancing the quality of life of its residents. The County offers job training and retraining opportunities through various Workforce Development Center (WDC) programs. WDC programs include vocational training, construction trade certification for (HVAC, electrical, plumbing, and welding), career counseling, mock interviews, training, computer access, resume building, job fairs, assistance with job searches, and supportive services.

In partnership with the Housing Authority of the County of Riverside, WDC programs are marketed to Section 8 recipients whenever annual income certifications are sent out via mail. In addition, the County partners with the Californian Family Life Center (CFLC), a non-profit agency that provides job training and education to youth ages 16-24 in a variety of construction trades. It is the goal of the County to continue these programs that enhance the quality of life and increase job opportunities for its residents.

The County continues its efforts to promote HUD Section 3 contracting and hiring for both the CDBG, HOME, and HOME ARP programs through the online Section 3 website.

The County requires all contractors with either CDBG or HOME-funded construction contracts of \$200,000 or more to comply with Section 3 requirements (24 CFR Part 75) and to visit the Section 3 website for resources, certifications, implementation plan, Section 3 guide, and related forms. To ensure that economic opportunities, most importantly employment, generated by certain HUD financial assistance shall be directed to low- and very low-income persons, particularly those who are recipients of government assistance for housing or residents of the community in which the Federal assistance is spent.

For 2023-2024, there were no reported Section 3 hiring or subcontracting for the HOME program. For 2023-2024, there were no reported Section 3 hiring or subcontracting for the CDBG program.

The County recognizes the long-term benefits of investing in economic development. Job creation, micro-enterprise assistance, business finance assistance, and technical assistance to businesses are all classified as economic development. The County funds and supports activities that create and retain jobs and have a direct community and financial impact. Activities undertaken in the program year 2023-2024 utilized funds to reduce persons in poverty and improve residents' quality of life and economic stability, either directly or indirectly.

Economic Development for Riverside County is a collaborative partnership between Riverside County's Office of Economic Development (RivCoED), its twenty-eight (28) cities, and several regional Economic Development Corporations to implement business attraction and retention programs. The partnership is called Team Riverside County (TRC). Collaboration and leveraging financial and human resources are the program's cornerstone principles. TRC's main objectives are to promote Riverside County's business opportunities to national and international markets, develop effective networks within industry sectors, and lead generation.

## **Business Financing**

### **Revolving Loan Fund Program (RLF)**

On August 23, 2016, the Board of Supervisors of the County of Riverside (County) approved a Financial Assistance Award from the U.S. Department of Commerce, Economic Development Administration (USEDA) to establish a Revolving Loan Fund in the County. The purpose of the fund was to support economic development and provide for a source of business capital. The Board of Supervisors also approved establishing the County of Riverside Economic Development Revolving Loan Fund Program (RLF Program). The total loan pool of \$1,528,633 was capitalized with the grant from USED A (80% of total) and matched by County of Riverside Economic Development funds (20% of total). Since the inception of the RLF Program, the County of Riverside, in collaboration with a fiscal agent, has provided small business loans to Riverside County private, for-profit businesses with 25 or fewer employees.

On June 27, 2023, the Board of Supervisors of the County of Riverside (County) approved a Second Amendment to the Subrecipient Agreement with AMPAC Business Capital for Revolving Loan Fund Program microloan services. There were no loans made in the 2023-2024 FY. The Riverside County Office of Economic Development (RivCoED) will begin new loan applications in the Fall of 2024, in the amounts of \$15,000-\$50,000 with a 5.00% interest rate and payment terms of up to 5 years.

During the 2023-2024 fiscal year, Revolving Loan Fund statistics were as follows:

- 1 Fully Repaid Loan totaling \$140,000.00
- 2 Loans were structured totaling \$125,000.00

### **Riverside County Small Business Thrive Program**

The Thrive Program is an American Rescue Plan Act (ARPA) Economic Recovery Program providing small business start-up assistance and support for existing businesses to stabilize and grow by providing technical assistance and grants in the amounts of \$1,500, \$2,500, and \$5,000 for operational costs. Thrive consists of 13 distinct training programs in 9 business industry categories for ecosystem development and business support. During the 2023-24 fiscal year, the Thrive program statistics were the following:

- 22 specialized training events were held.
- 2682 attendees participated in the specialized trainings.
- 185 grants awarded, totaling \$470,000.

## **Business Seminars**

Assisting businesses with the myriad of services available to them is a key principle of the division's goals and objectives. The Office of Economic Development continued its business seminar series by partnering with the Inland Empire Small Business Development Center, the Coachella Valley Small Business Development Center, and the Temecula Entrepreneurial Resource Center to deliver seminars on topics such as:

- How to Start a Business in English and Spanish
- Small Business Financing
- QuickBooks for Small Businesses
- Payroll Taxes and Unemployment Insurance for Businesses
- Procurement Opportunities
- Veteran Specific Programming

Seminars were held across the county, and several hundred business owners or entrepreneurs were presented with important resources and tools to help them start or expand in Riverside County.

## **Additional Business Seminars**

### **California Baptist University Family Business Center**

RivCoED, in partnership with the California Baptist University Family Business Center, is supporting family-owned businesses by offering workshops and seminars. These sessions aim to identify unique opportunities and challenges and educate on the importance of constructing a solid succession plan.

## **Additional Technical Assistance:**

### **Coachella Valley Small Business Development Center**

In 2016, the Office of Economic Development applied to be the operator of the Coachella Valley Small Business Development Center (SBDC) on behalf of the U.S. Small Business Administration and SBDC Lead Center, Cal State Fullerton. As the successful applicant, the Office of Economic Development will receive over \$355,000 in federal and state annual funding to provide in-depth, high-quality assistance to small business owners and prospective small business owners in complex areas that require specialized expertise. These areas may include, but are not limited to: management, marketing, financing, accounting, strategic planning, regulation and taxation, capital formation, venture capital, procurement, human resource management, production, operations, economic and business data analysis, engineering, technology transfer, innovation and research, new product development, product analysis, plant layout and design, computer application,

business law and referral, exporting, office automation, site selection, or any other areas of assistance required to promote small business growth, expansion, and productivity in the county.

During the 2023-2024 fiscal year, Coachella Valley SBDC statistics were as follows:

- 93 Business Start-Ups.
- 393 Jobs Created.
- 3629 Entrepreneurs Trained.
- 816,100.00 Capital Infusion obtained.
- 58 Clients were provided 3910 hours of counseling.

### **Business Assistance NOW Program (BANP)**

To date, we have direct assisted nearly 1400 businesses. The Business Assistance NOW Program supports businesses with occupancy permit assistance, financial resources, hiring, training, and more. The Office of Economic Development business support team works closely with the TLMA Ombudsman to provide a clear path in navigating the Planning and Building and Safety departments to get businesses established and growing within Riverside County. Requests can be made through the BANP portal: <https://rivcobcs.org/business-assistance-now-program>.

### **Veterans Business Resources NOW Program**

RivCoED's Veterans Business Resources NOW Program provides vital resources, workshops, and business assistance to veterans and veteran entrepreneurs, including access to capital, technical assistance, hiring and training, permit and planning assistance, and much more.

## **Strategic Partnerships & Organizational Leadership**

Riverside County's involvement has forged critical partnerships with internal and external partners that allow it to be at the forefront of economic development activity at the state and local level. Involvement in these organizations yields tremendous benefit to the county in the form of lead generation, policy formulation, and capacity building. Because of its expertise in economic development, RivCoED is frequently sought to participate in strategy development and planning with a number of statewide and local organizations.

Partners include:

- Governor's Office of Business and Economic Development
- California Association for Local Economic Development
- Inland Empire Economic Partnership
- California Association for Local Economic Development
- Economic Development Corporation of Southwest California



- Coachella Valley Economic Partnership
- Inland Empire Economic Partnership
- Riverside County Economic Development Alliance
- Palo Verde Valley Economic Alliance

## **Economic Development Capacity Building**

With the added ARPA Funds allocation, RivCoED contributed over \$25 million to the following regional and specialized agencies to provide additional programs and services that reinforce the Riverside County Office of Economic Development objectives:

- Inland Empire Small Business Development Center
- Coachella Valley Small Business Development Center
- Coachella Valley Economic Partnership
- EPIC Small Business Development Center
- Cal State San Bernardino Spirit of the Entrepreneur Awards
- Cal State San Bernardino Report on Business
- Inland Empire Economic Partnership
- University of California, Riverside Center for Economic Development and Innovation
- UCR OASIS
- Riverside ExCITE Business Incubator & Innovation Center
- City of Beaumont BizHub
- City of Temecula, Inland Empire Center for Entrepreneurship, Cal State University San Bernardino Entrepreneurial Resource Center
- Caravanserai Business Readiness Program
- California Baptist University Family Business Center
- AmPac Capital
- Murrieta Innovation Center
- TechBridge Innovation Center
- Temecula Valley Convention & Visitors Bureau
- Visit Greater Palm Springs

## **Riverside County Workforce Development Division**

The County recognizes the long-term benefits of investing in workforce development. Vocational training, job search assistance, job creation, microenterprise assistance, business finance assistance, and technical assistance to businesses are all classified as workforce development. The County funds and supports activities that create and retain jobs and have a direct community and financial impact. Activities undertaken in fiscal year (FY) 2023-24 utilized funds in an effort to reduce the number of persons living in poverty, improve the quality of life and economic stability for residents (either directly or indirectly), and support the growth and resilience of Riverside County employers. These activities primarily took place at Riverside County's Workforce Development

Centers, known as America's Job Centers of California, and at various partner locations throughout the County.

The Riverside County Workforce Development Division achieved the following in FY 2023-24:

### **Job Seeker Services**

- 29,800 new and returning job seekers were provided with employment and career services
- 426 new and returning Veterans received job seeker services
- 740 job seekers entered industry-related vocational training

### **Employer Services**

- The Employer Services team meaningfully engaged with businesses 900 times
- 113 employers received a total of \$3,621,283 in cash flow assistance in the form of wage reimbursements for 476 newly hired employees through the On-the-Job Training Program
- WDC participated in or hosted 36 job fairs, assisting 528 employers and 2,831 job seekers

### **Youth Services**

- 686 new and returning youth, ages 16-24, received long-term, comprehensive services, including educational assistance and preparation for entering the workforce.
- 314 youth, ages 16-24, received paid work experience

## **Actions taken to develop institutional structure. 91.220(k); 91.320(j)**

The formation of sustainable partnerships and collaboration is essential to maintaining a strong institutional structure for meeting affordable housing, community, social, and economic development needs of low- and moderate-income persons throughout the county. The institutional structure is comprised of various government agencies, participating cities, nonprofit organizations, and other private and public establishments. The relationships and interaction of these organizations as they deliver programs and undertake activities are known as the County's housing and community development delivery system. The county will make every effort to improve institutional structure by continuing to build and improve relationships with local service providers and working with other local jurisdictions in order to increase collaboration and make processes more efficient and standardized. The County will continue to assist the homeless and those at risk of becoming homeless by supporting non-profits that offer solutions and services to the homeless.

The County's Department of Housing and Workforce Solutions (HWS) administers the Community Planning and Development programs. Staff is specifically responsible for the administration, implementation, and compliance of programs funded by these sources. The County maintains

active partnerships with many other agencies and organizations, which is an integral part of the institutional structure and success of the CPD-funded projects and programs.

### **County of Riverside Housing and Workforce Solutions – Community and Housing Development (CHD)**

HWS is comprised of employees who work collectively and in partnership with community-based organizations to serve the needs of the community. HWS serves as the lead agency in coordinating and monitoring the use of Federal funds and is responsible for the administration of CDBG, HOME, and ESG programs. CPD funds are allocated within the five Supervisorial Districts, thirteen Cooperating Cities, and two Metropolitan Cities. Individual staff members have been assigned to work in each of these areas and participate in a variety of activities at the local level.

### **The Housing Authority of the County of Riverside (HACR)**

HACR is empowered under the State Housing Authority Laws to provide safe and sanitary housing for low-income persons. HACR provides the following programs: Housing Choice Voucher Tenant Based, Project Based Rental Assistance Program (10,212 vouchers, which includes 203 Mainstream Vouchers, 605 VASH Tenant Based Vouchers, 1,134 Project Based Voucher units of which 193 are Veteran Affairs Supportive Housing (VASH) Project Based units), a Family Self-Sufficiency (FSS) program (Section 8 participants), Housing Opportunities for Persons With Aids (HOPWA), and also works with the Child Protective Services Division of the Department of Public Services assisting families whose children have been removed or at risk of being removed due to lack of housing. In addition, the Housing Authority of the County of Riverside (HACR) was designated as the Successor Agency of the redevelopment housing functions. As of February 1, 2012, all RDA housing projects and activities were transferred to HACR.

### **Community Development Housing Organizations (CHDO)**

The County is required to allocate a minimum of 15% of its HOME funds for use by certified Community Housing Development Organizations (CHDOs) for new construction, acquisition, and/or rehabilitation of affordable rental housing. CHDOs are required to recertify with the County annually to be eligible to apply for HOME funds. To recertify, CHDOs must meet the guidelines defined in Section 92.2 of the HOME final rule, 24 CFR Part 92.

In allocating CHDO funds, the County requires CHDOs to direct their activities towards very low- and low-income households. These activities include providing affordable housing for low-income households and appropriate housing for elderly and disabled households. The County is in compliance and anticipates exceeding the 15% threshold.

### **County of Riverside Housing and Workforce Solutions – COC**

HWS is comprised of employees who work collectively and in partnership with community-based organizations to serve the needs of the community. HWS interacts with people on many levels, thereby impacting their daily lives through childcare, education, employment, training, health and human services, homelessness, and housing. The department also serves as the lead agency and grantee for the Riverside County CoC Program.

The HWS-CoC is also the HUD grantee responsible for administering a Homeless Management Information System (HMIS) for the County of Riverside CoC and the HMIS lead organization. HWS has the responsibility to establish, support, and manage the HMIS in a manner that meets HUD's standards for data quality, privacy, security, and other requirements for organizations participating in HMIS.

### **Riverside County Continuum of Care (CoC)**

The CoC is a network of private and public sector homeless service providers, designed to promote community-wide planning and to improve coordination and integration with mainstream resources and other community programs for people who are experiencing or at-risk of becoming homeless. The goal is to improve and expand the collection of data countywide, develop performance measurements, and allow for communities to collaborate and to tailor their own program to the strengths and challenges within the community.

The CoC is designed to organize and deliver housing and services to meet the specific needs of people who are homeless as they move to stable housing and maximum self-sufficiency. The prevailing CoC Program resulted from the Homeless Emergency Assistance and Rapid Transition to Housing Act of 2009 (HEARTH), which consolidated the three separate McKinney-Vento homeless assistance programs (Supportive Housing Program, Shelter Plus Care Program, and Section 8 Moderate Rehabilitation SRO Program) into a single grant program.

HWS regularly consults and coordinates the ESG funding priorities and allocation with the Riverside County CoC in addressing the needs of the homeless during the 2023-2024 program year and beyond. This joint effort has worked successfully, and HWS pledges its continuing support of the endeavor.

The Riverside County CoC is a network of private and public sector homeless service providers designed to promote community-wide planning and the strategic use of resources addressing homelessness. The CoC seeks to improve coordination and integration with mainstream resources and other community programs for people who are experiencing or are at risk of becoming

homeless, which include vulnerable populations such as persons with physical and mental health and other disabilities. The Housing Authority of the County of Riverside (HACR) is a member of the CoC. As a member of the CoC, the HACR participates in the County's Coordinated Entry System (CES), which has created a shared and standardized method for connecting people experiencing homelessness to the resources available in each community. The CES assesses people's housing-related needs, prioritizes them for resources, and links those in need to a range of types of assistance, including immediate shelter and longer-term housing-focused programs. Through this process, individuals and households are prioritized for housing assistance based on their vulnerability and worse-case housing needs. While households experiencing housing emergencies can connect to the Tenant Based Rental Assistance (TBRA) program by contacting the HACR, vacancies are also set-aside and matched through the county's CES ensuring a path for those who may not be able to connect with the HACR directly.

### **Home Enhancement Program (HEP)**

HWS staff manages activities for the Home Enhancement Program (HEP) and community cleanup events in collaboration with county-wide community leaders, government agencies, and youth organizations. Our staff provides home rehabilitation services to low-income households through the Youth Force and Home Enhancement programs. The Youth Force program allows Non-profit Youth organizations to raise funds while educating youth about the consequences of illegal dumping by participating in cleanup events that successfully remove rubbish from residential, vacant lots, and public properties that become a target for illegal dumping or excessive outside storage. A total of five (5) clean-up events were held, allowing eleven (11) non-profit youth organizations to participate in this program year.

Community Development Block Grant (CDBG) funds are used for services, activities, and projects in all five supervisorial districts, including the Home Enhancement Program (HEP). HEP grants assist twenty-seven (27) low-income homeowners in the Program Year 2023-2024 with the exterior repair of stick-built and modular (attached to private land) owner-occupied, single-family residences. Grants are limited to the cost of repairs relative to a property's health, safety, and Housing Quality Standards as defined by the US Department of Housing and Urban Development. Home Enhancement grants do not exceed the amount of \$50,000 per residential property.

### **Code Enforcement**

The County provides comprehensive community code enforcement activities through the Code Enforcement Department under the umbrella of the Transportation and Land Management Agency. This Division is responsible for inspecting and enforcing county ordinances relating to public nuisances, zoning violations, and other issues relevant to the needs of the Community Development Block Grant Assisted Code Enforcement (CACE) areas/communities. Code Enforcement continues to use CDBG funds to pay for costs associated with the enforcement of County of Riverside code ordinances as these relate to CACE unincorporated communities

in three Supervisorial Districts of Riverside County. Code Enforcement is identified as a priority, especially in the lower-income and blighted target areas throughout the County.

Code Enforcement implements CDBG Assisted Code Enforcement policies and procedures to address code violations based on priorities set by those code violations that pose a threat to public health and safety in primarily deteriorated residential areas. In the program year 2023-2024, the Code Enforcement Department, together with public/private sector improvements, continued to reverse the decline of blight in the CACE areas of the County of Riverside Supervisorial Districts, including the First, Second, Third, Fourth, and Fifth Districts.

### **Urban County Program Participants**

The following cities participated in the County's 2023-24 CPD program and were responsible for delivering specific programs and activities in their communities:

- |  |            |
|--|------------|
| 1. City of Banning                     | District 5 |
| 2. City of Beaumont                    | District 5 |
| 3. City of Blythe                      | District 4 |
| 4. City of Calimesa                    | District 5 |
| 5. City of Canyon Lake                 | District 2 |
| 6. City of Coachella                   | District 4 |
| 7. City of Desert Hot Springs          | District 4 |
| 8. City of Eastvale                    | District 2 |
| 9. City of Indian Wells                | District 4 |
| 10. City of La Quinta                  | District 4 |
| 11. City of Lake Elsinore (Metro City) | District 2 |
| 12. City of Murrieta (Metro City)      | District 3 |
| 13. City of Norco                      | District 2 |
| 14. City of San Jacinto                | District 5 |
| 15. City of Wildomar                   | District 1 |

The City of Lake Elsinore chose to participate in the County's Urban County program as a Joint Metro City/Urban County participant. As determined by HUD, the City's allocation for 2023-24 was \$595,254, with approximately thirteen percent (13%) retained by the County for administrating the City's CDBG program. Lake Elsinore funded six (6) projects (including county-wide ) for the 2023-24 program year and expended \$29,988.43 in CDBG funding on City projects, including public service and public facilities. The City of Murrieta chose to participate in the County's Urban County program as a Joint Metro City/Urban County participant. As determined by HUD, the City's allocation for 2023-24 was \$636,739, with approximately thirteen percent (13%) retained by the County for administrating the City's CDBG program. Murrieta funded nine (9) projects (including county-wide) for the 2023-24 program year and expended \$792,042.51 in CDBG funding on City projects, including public service, public facilities, and program administration.

### **Major Nonprofit Organizations**

This section provides a sampling of the many non-profit organizations that provide viable and essential services to low-income residents.

#### **Senior Services**

Family Service Association  
Wildomar Senior Center  
Norco Senior Center  
Care-A-Van Transit, Inc.

#### **Youth Services**

Boys & Girls Club of San Geronio Pass  
Boys & Girls Club of Coachella Valley  
Assistance League of Temecula Valley  
Assistance League of Hemacinto  
Corona-Norco Family YMCA  
California Family Life Center  
Oak Grove Center for Education Treatment & The Arts

#### **Homeless Services**

Operation Safehouse  
Coachella Valley Rescue Mission  
Coachella Valley Housing Coalition  
Path of Life Ministries  
Desert AIDS Project  
Martha's Village and Kitchen  
Valley Restart Shelter

#### **Food Pantry's**

Community Food Pantry of Murrieta  
Idyllwild HELP Center  
Helping Our People in Elsinore (H.O.P.E.)  
Blythe Harmony Kitchen  
Community Pantry  
Family Services of the Desert

#### **Services for Abused and Neglected**

Voices for Children  
Kin Care  
Safe Alternatives for Everyone

#### **Health-Related Services**

Michelle's Place, Breast Cancer Resource Center  
Vista Community Clinic  
Martha's Village and Kitchen

These efforts bring more than just leveraged financial resources to a project; they provide additional experience, knowledge, information, facilities, strategies, and other valuable resources. The County continues to encourage and support the formation of these joint efforts for projects and activities that create viable, self-sufficient communities, decent, affordable housing, a suitable living environment, and expanded economic development opportunities for low-income persons. The County values its partners and affiliated agencies and recognizes their vital contributions to improving the health and well-being of the entire community.

### **Actions taken to enhance coordination between public and private housing and social service agencies. 91.220(k); 91.320(j)**

Coordination efforts have been instrumental in meeting the wide-range of community development needs in the County. The County has taken the initiative to develop more opportunities and continues to encourage and support the formation of these joint efforts for projects and activities that will create viable, self-sufficient communities, decent, affordable housing, a suitable living environment, and expanded economic development opportunities for low-income persons.

The County strives to increase affordable housing collaborative efforts with public and private sector entities, numerous advisory agencies, Community Housing Development Organizations ("CHDOs"), lending institutions, service providers, the Office on Aging, Code Enforcement, California Housing and Community Development, Riverside University Health System (RUHS) - Behavioral Health and the Housing Authority of the County of Riverside.

Efforts to increase the participation of the CDBG, HOME, Low-income Tax Credit, Federal, State and other local housing program sources will be directed at:

- Strengthening the housing service delivery system by working more closely with partners such as the Housing Authority, RUHS and by collaborating with non-profit organizations;
- Integrating community development block grant housing programs;
- Increasing the involvement of the Community Council, Housing Review Committee, and the Municipal Advisory Council (MAC); and
- Working more closely with identified Community Housing Development Organizations ("CHDOs") as well as local city governments.

The County continues to expand its relationships with a variety of groups and agencies in an effort to better meet the needs of the community. Addressing the community, social, and economic development needs of low- and moderate-income people throughout Riverside County is a



comprehensive and daunting undertaking. No one agency or organization alone can successfully accomplish the task. The formation of sustainable partnerships and collaboration is essential. These efforts bring more than just leveraged financial resources to a project; they provide additional experience, knowledge, information, facilities, strategies, and other valuable resources.

### **Identify actions taken to overcome the effects of any impediments identified in the jurisdictions analysis of impediments to fair housing choice. 91.520(a)**

The County completed a Fair Housing Impediment Study in June 2019. The 2019-2024 Analysis of Impediments revealed the following impediments that exist in the County:

1. Siting and Standards for Transitional and Supportive Housing
2. Discrimination against Persons with Disabilities

### **AI Recommendations and Actions Undertaken in Program Year 2023/2024**

The implementation of the following recommendations, as identified in the 2019-2024 Fair Housing Impediment Study, helped ensure access to fair housing during 2023/2024 FY:

#### **Impediment 1: Siting and Standards for Transitional and Supportive Housing**

##### *Recommendation:*

- Implement Action 1.5c of the Housing Element to revise Ordinance 348 to include a definition of transitional housing and supportive housing that is consistent with State of California Health and Safety Code Sections 50675.14 and 50675.2; and revise the Ordinance to list transitional and supportive housing as permitted uses within residential zones.

##### *Action:*

- *The County of Riverside Transportation and Land Management Agency in March of 2021 completed updating Ordinance No. 348, a zoning ordinance to add supportive and transitional housing as permitted uses by right in conformance with State law.*

#### **Impediment 2: Discrimination against Persons with Disabilities**

##### *Recommendation:*

- It is recommended that the County provide for, under contract, multiple workshops per year for the next five years in locations throughout the County. These workshops should be focused on the rights of persons with disabilities as it relates to their ability to obtain and maintain housing. The content of these workshops should be tailored to landlords, tenants and government officials (e.g., code enforcement, Housing Authority staff, Homelessness Prevention and Workforce Solutions staff), including a general introduction to fair housing laws and discrimination, and then primarily focus on forms of discrimination against

persons with disabilities, such as unreasonably denying or refusing to address requests for reasonable accommodation and modification.

- It is further recommended that the County continue contracting with a fair housing service provider for both discrimination and landlord-tenant services. Each annual contract should include metrics, benchmarks, and reporting requirements specific to this.

*Action:*

- *Fair Housing Council of Riverside County is contracted to provide educational opportunities for property owners, property managers, and residents. These opportunities provide information concerning the law as it pertains to reasonable accommodations and reasonable modifications, which are some of the leading reasons why persons with disabilities encounter discrimination when seeking housing or attempting to maintain their housing.*
- *Information is disbursed through workshops, public services announcements, literature distribution, and through the provision of landlord-tenant mediation services to address potential discrimination before it occurs.*
- *Riverside Community Action Partnership collaborates with the community to empower individuals through education, wealth building, energy assistance, and advocacy, fostering self-sufficiency and a brighter future for all.*

## **CR-40 - Monitoring 91.220 and 91.230**

**Describe the standards and procedures used to monitor activities carried out in furtherance of the plan and used to ensure long-term compliance with requirements of the programs involved, including minority business outreach and the comprehensive planning requirements**

In accordance with HUD CPD program regulations, the County, as the Grantee, continually monitors all grant and sub-grant-supported activities. Monitoring Policies were developed and adopted in April 2006 through Administrative Program Notice 2006.01 to ensure compliance with 24 CFR 570.502 (CDBG) and 24 CFR 576.500 (ESG). Additionally, the County updated the monitoring policies on September 28, 2016, through Administrative Program Notice 2016.02, to ensure compliance with 2 CFR 200.328(a). The County has identified two separate yet related components of effective CPD Program monitoring: internal (HWS) and external (Sub-recipients). Internal monitoring encompasses the actions, procedures, and performance of HWS staff - primarily the CDBG staff assigned to CDBG, CDBG-CV, ESG, and ESG-CV. External or Sub-recipient monitoring is directed at those organizations or entities receiving CDBG or ESG funding. These include the cooperating cities and their sub-recipients, Sponsors (non-profits), and County Agencies. Monitoring can take a number of forms and can include telephone consultation, review of progress reports, performance measures, and on-site assessments.

The County acknowledges the importance and necessity of their own proficiency and internal monitoring of day-to-day activities associated with the administration of the CDP programs. This is best accomplished through training, policies and procedures, and internal auditing. The responsibility for monitoring subrecipient activities for compliance, financial management, and tracking program activity is assigned to the Program Managers, and the CDBG Program Administrator is responsible for oversight of the Program Managers' monitoring tasks.

To ensure that the subrecipients achieve their performance objectives, effective monitoring involves planning, implementation, and follow-up to assure compliance with applicable regulations governing the subrecipient's administrative, financial, and programmatic activities. The monitoring process of the CPD-funded programs consists of three levels of activities: desk, On-site (Level I), On-site (Level II), and Performance/Compliance Monitoring (Level III). At the beginning of the CDBG/ESG program year, Program Managers complete a Project (subrecipient) Risk Assessment for each activity to determine the appropriate level of monitoring actions necessary. Not all monitoring actions are conducted with the same comprehensiveness, detail, or thoroughness based on the risk level.

Remote monitoring of projects and subrecipients takes place on an ongoing basis, including the submission of reimbursement requests and required supporting documentation. All reimbursement requests and documentation are reviewed by staff for accuracy, completeness, and compliance with program guidelines and project implementation schedules. Staff examines progress reports and financial information submitted in order to ensure work is being carried out

as described in the application and agreement, to conduct risk assessments, to ensure production and accountability, and to evaluate each agency's organizational and project performance. Staff also performs frequent reviews of expenditures during the program year and may recommend OYAP amendments to facilitate timely expenditures. For substantial OYAP amendments, the Board of Supervisors approves the defunding of slow-moving activities and the reallocation of funds to other priority activities that can utilize the funds expeditiously.

Staff typically conducts on-site monitoring for all moderate and high-risk subrecipients. The on-site monitoring inspects for key project components, including an evaluation of the subrecipient's compliance with HUD program regulations by reviewing the program source documentation as it relates to the national objectives, conformance with the CDBG agreement, record-keeping systems, insurance documentation, procurement procedures, policies related to equipment and real property, a review of financial records, documentation, and client files, a tour of the facility or program when applicable, a review of subrecipient's program and financial policies/ procedures, and a review of the annual single audit required of those subrecipients. A site visit/monitoring sheet is kept in each project file. If a recipient is found in violation, a written notification of findings is sent, and a follow-up monitoring visit(s) is conducted, if necessary.

On large construction projects, program staff monitors minority business outreach, Davis-Bacon, Section 3 requirements, and project data collection. The Riverside County Board of Supervisors adopted an Affirmative Action Policy Statement to ensure compliance with Section 3. For projects subject to Davis-Bacon Labor Standards, in-house desk reviews and on-site labor compliance interviews are performed to ensure the wage compliance of all contractors. Labor compliance interviews are compared to payroll records submitted by contractors and subcontractors to verify wage compliance with the Davis-Bacon Act. In addition to on-site labor compliance interviews, the Federal Labor Standard Questionnaire form is occasionally sent to employees during the course of the project to ensure the proper payment of wages. All projects are inspected during construction to ensure that all work is in compliance with the originally proposed scope. Any additional work added through the Change Order process during the course of the project is also reviewed and approved to ensure the revised scope of work carried out is eligible for CDBG funding and that the project will ultimately meet a National Objective.

In order to assist and improve subrecipient monitoring activities, as well as maintain sufficient documentation of County monitoring actions, the following monitoring reports and resources will be utilized: Subrecipient Risk Assessment (2 CFR 200.331(b)), CDBG Program Monitoring Checklist, Project File Checklist, Quarterly Progress Reports, Subrecipient Monitoring Activity Report, and Internal Program Auditor/Monitor Reports. The County's current monitoring policy also makes reference to the Integrity Bulletin issued by the U.S. Department of HUD Office of the Inspector General. All subrecipient monitoring checklists, documents, reports, and records will be maintained for a period of at least five (5) years. All documentation is maintained in their designated location within the individual project files. For the cooperating cities, copies of all monitoring documentation will be placed in the individual city's General File as well as the specific project file.

**The ESG program utilizes a monitoring process comparable to that of the CDBG program, as detailed above, to ensure compliance with 2 CFR 200.328(a). The four basic goals for oversight and monitoring of the progress and performance of ESG grantees/recipients include:**

- Ensure that ESG funds are used effectively to assist homeless individuals and families and that the basic ESG program goals are met.
- Ensure compliance with ESG regulations and program requirements in the usage of funds and in carrying out program activities.
- Ensure complete and accurate client demographics are entered in HMIS.
- Enhance and develop the management capacity of grantees or recipients.

### **HOME Project Monitoring**

The County of Riverside is entrusted with the responsibility to actively and continually monitor its portfolio of affordable housing projects. The County works with tenants and owners/operators to identify and promptly address any concerns or deficiencies through physical and document audits. The goal is to ensure safe, decent, affordable housing in accordance with building standards, funding source restrictions, and regulatory agreements. Reporting is completed as needed to ensure continued compliance with other lenders. The County performs monitoring of the housing assets listed in its portfolio in accordance with the Housing and Workforce Solutions Monitoring Policies and Procedures Manual for projects funded by HOME, NSP1, NSP3, PLHA, CalHome, CDBG, Bond, and RDA funding.

For HOME projects the goal is to verify compliance with applicable regulations:

- HOME requirements 24 CFR §92.504(a) -The participating jurisdiction must have and follow written policies, procedures, and systems, including a system for assessing the risk of activities and projects and a system for monitoring entities consistent with this section, to ensure that the requirements of this part are met
- HOME requirements regarding On-site inspection at 24 CFR §92.504(d)
- HOME requirements regarding Recordkeeping at 24 CFR §92.508
- HOME Program Property Standards 24 CFR §92.251
- HOME Qualification as affordable rental housing 24 CFR §92.252
- HOME Tenant protections and selection 24 CFR §92.253
- HOME VAWA (Violence Against Women Act) requirements 24 CFR §92.359
- HOME VAWA protections 24 CFR §5.2005

To ensure that housing projects meet established objectives, effective monitoring involves planning, implementation, and communication. The following methodology is used to promote effective monitoring: Fiscal Year Schedule and File Assessment, Compliance Review; Risk Analysis Determination, On-Site Monitoring; Fiscal year Compliance Determination, and Findings Resolution.

Each fiscal year, program staff conducts a Risk Assessment of each project. The risk assessment indicates projects that would benefit from a higher level of monitoring review. A calendar is established for on-site inspections for that fiscal year. Actions taken to review project compliance include desk review, cursory on-site review, and full on-site review.

The desk review is conducted for all projects for which the County has monitoring responsibility. The desk review consists of on-going submission of semiannual compliance reports (tenant checklists, rent roll), audited financial statements, and insurance certificates. This reporting and review are enacted throughout the entire affordability period. This reporting is submitted to demonstrate compliance with applicable contractual obligations and regulations.

The County administers a monitoring process that provides for the monitoring of all affordable housing development financed by Riverside County Housing and Workforce Solutions. The purpose of monitoring is to determine performance and includes compliance reports, financial and other recordkeeping documents, and correspondence related to the projects. For homeownership projects and programs such as the First Time Homebuyer Program (FTHB) annual self-certification forms are mailed out 30 days prior to the reporting due date. The Homeowner Self Certification Surveys are sent to 5% of the homeowner-assisted households via random selection.

For rental projects, a cursory on-site monitoring review consists of interaction with staff, document review, and a site walk. A full on-site audit includes a more thorough review of all program aspects including a physical inspection of no less than 20% of all HOME designated units. The on-site monitoring inspects for key project components, including program regulations, conformance with the HOME Agreement, recordkeeping systems, insurance documentation, affirmative fair housing marketing, lease agreements, a review of financial records, documentation, and client files, and a physical inspection of housing units and grounds. A record of all monitoring activities is kept for each project. All findings are communicated to the project proponents via written notification.

Contacts are maintained with all projects to ensure timely information distribution, including program updates, tenant complaints, and compliance deficiencies.

## **Citizen Participation Plan 91.105(d); 91.115(d)**

### **Describe the efforts to provide citizens with reasonable notice and an opportunity to comment on performance reports.**

The County's adopted Citizen Participation Plan (CPP) outlines and sets the minimum requirements for the development of the CAPER, criteria for amendments, public comments, provision of public hearings, meetings, publishing of the document and its availability to the public, access to records, provision of technical assistance, procedures to handle complaints, and the monitoring and evaluation responsibilities. The County strongly supports and encourages participation, input, cooperation, and feedback in the administration of its CPD-funded programs and the development of the CAPER. The CP process is explicitly designed to accommodate and encourage participation by low- and moderate-income residents, residents of low- and moderate-income neighborhoods, minority groups, persons with limited English skills, and persons with disabilities. Bilingual interpretation and accommodation services and assistance for those with disabilities are provided upon request.

It was determined that the most appropriate and effective methods to obtain input from residents, service providers, and other interested persons concerning community development needs, issues, and opportunities was through the County's ongoing participation in community-based task forces, committees, internet outreach, Community-based meetings, public notices, public hearings, consultation feedback requests, memorandum of participation, and through the Urban County Participating Cities. Persons unable to participate in any aspect of the CP process were invited to provide input and/or submit comments to the County.

Prior to the CAPER submission, the County made it available for review on our department's website. We also published a public notice in English and Spanish in a newspaper of general distribution advising residents of the availability of the CAPER for public review and comment. The CAPER was made available for review on the Department's website, [www.rivcohws.org](http://www.rivcohws.org), for the required 15-day public comment period beginning September 11, 2024. Interested persons could submit written, oral, or electronically sent comments until 4:00 PM on September 26, 2024. The public notice was also posted on the Department's website.

All residents are given reasonable access to information and records regarding the CAPER. HWS policy is that program records maintained on file requiring research and compilation will be provided within a reasonable time period upon receipt of a written request that specifically states the information desired. Copies of the final CAPER are available upon request and can be made in person or by mail. The CAPER is also available in printable format on the website referenced above.

No comments were received regarding the 2023-24 CAPER during the 15-day comment period. The public was notified that accommodations under the Americans with Disabilities Act are available upon request for all steps and/or actions related to the CAPER and Citizen Participation process.



## **CR-45 - CDBG 91.520(c)**

**Specify the nature of, and reasons for, any changes in the jurisdiction's program objectives and indications of how the jurisdiction would change its programs as a result of its experiences.**

The CAPER is prepared annually to capture progress toward meeting identified needs and achieving goals. The County has successfully implemented its public improvement and community service projects and programs and met the established objectives. It foresees continued progress through the 2019-2024 Consolidated Plan and One-Year Action Plans.

Key data related to each objective and outcome are summarized in section CR-05. These accomplishment tables are generated to measure outputs and outcomes for CDBG, CDBG-CV, HOME, HOME-ARP, ESG, and ESG-CV. HUD implemented this ongoing performance process to assess efficiency, cost-effectiveness, and the impact of projects and programs in County neighborhoods. Monitoring performance measures help identify and address operational concerns, resource allocation issues, and policy questions in a timelier manner.

The County strongly supports and encourages community-wide participation, input, cooperation, and feedback from all residents of the County in the administration of its CPD-funded programs. The County continues its commitment to meeting priority goals and objectives outlined in the 2019-2024 Five Year Consolidated Plan and One-Year Action Plans. The County has not made any major changes to the objectives of its CDBG program over the last year. The program continues to focus on public services, public facility improvements, housing rehab, economic development, code enforcement, and other capital infrastructure projects. The only changes that do become necessary are, at times when funding is not moving quickly, alternate projects or programs may be recommended. The County's Citizen Participation Plan allows for such changes through substantial, minor, and technical amendments. Substantial amendments require approval by the County Board of Supervisors through a public notice and public hearing. All amendments require HUD approval.

The following actions were substantial amendments added during the 2023-2024 program year, approved in the 2023-2024 OYAP amendment of the 2019-2024 Five-Year Consolidated Plan:

- 9.240-23 – Food Assistance Program, \$25,000
- 9.241-23 – Emergency Food Assistance, \$15,000
- 9.242-23 – Home Gardens Library Improvement Project, \$593,701
- 9.243-23 – Mecca Library Renovation Project, \$650,000
- 9.244-23 – Lakeland Village Road Improvement Project, \$530,000
- 9.245-23 – Good Hope Road Improvement Project, \$445,000
- 9.246-23 – Meadowbrook Road Improvement Project, \$480,000

- 5.BEA.50-23 – Pedestrian Sidewalk Safety Improvement Project, \$538,736
- 9.239-23 – Community Enhancement Program, \$108,421
- 5.CM.04-23 – Norton Younglove Senior Center ADA Improvement Project Phase III, \$83,417

**Does this Jurisdiction have any open Brownfields Economic Development Initiative (BEDI) grants?**

No.

**[BEDI grantees] Describe accomplishments and program outcomes during the last year.**

## **CR-50 - HOME 24 CFR 91.520(d)**

### **Include the results of on-site inspections of affordable rental housing assisted under the program to determine compliance with housing codes and other applicable regulations**

Please list those projects that should have been inspected on-site this program year based upon the schedule in 24 CFR §92.504(d). Indicate which of these were inspected and a summary of issues that were detected during the inspection. For those that were not inspected, please indicate the reason and how you will remedy the situation.

The participating jurisdiction must inspect each project at project completion and during the period of affordability to determine that the project meets property standards. The on-site inspections must occur within twelve (12) months after project completion and at least once every three (3) years thereafter during the period of affordability.

In accordance with HWS HOME Program Policies and Procedures and HWS (Agency) Monitoring Policy and Procedures, ongoing periodic inspections are conducted of HOME-assisted rental housing to determine compliance with Property Standards 24 CFR 92.251; Qualification as affordable housing: Rental Housing 24 CFR 92.252; Participating jurisdiction responsibilities; written agreements; on-site inspection 24 CFR 92.504.

The HOME-assisted multi-family housing project portfolio consists of forty-eight (48) completed projects. The total number of restricted units ranged from three (3) to 108 HOME-assisted units for all HOME projects; or approximately 1,000 HOME-assisted restricted units available for cursory and full inspections. Construction project inspections are conducted prior to approval of progress payments during construction and until final inspections in compliance with HOME-assisted property standards.

During the COVID-19 pandemic response, HUD issued a waiver period that expired on December 31, 2021. In lieu of onsite inspections, monitoring staff directed efforts to conducting desk compliance reviews. Onsite inspections resumed after the expiration of the HUD waiver period in January 2022.

Compliance monitoring of the County's HOME funded First-Time Home Buyer (FTHB) program involved sending self-certification notices to homeowners. The County randomly selected 5% of FTHB participants and sent them self-certification notices to verify their compliance with program requirements. The relevant HOME requirements are: - HOME requirements at §92.504(a): The participating jurisdiction must have and follow written policies, procedures, and systems, including

a system for assessing the risk of activities and projects and a system for monitoring entities consistent with this section, to ensure that the requirements of this part are met. - HOME requirements regarding On-site inspection at §92.504(d). - HOME requirements regarding Recordkeeping at §92.508. - HOME Program Property Standards at §92.251. The County's HOME funded First-Time Home Buyer (FTHB) program effectively monitors compliance by sending self-certification notices to homeowners. A total of nineteen (19) NSP self-certification notices were sent to homeowners, and seven (7) were received. Additionally, thirty-three (33) HOME self-certification notices were sent to homeowners, and ten (10) were received. An on-site monitoring compliance will be conducted for the unresponsive homeowners.

The desk compliance review continued for all projects in the monitoring portfolio. Most notable was high level of compliance and cooperation. A focus was given to continued marketing in accordance with the updated Affirmative Fair Housing Marketing Plans. Review included:

- Verified rents, unit mix, income levels
- Updated documents such as Insurance Certificates, Affirmative Fair Housing Marketing Plans, Audited Financial Statement and Payments

HOME-assisted multi-family housing project portfolio		
	HOME CONTRACT	PROJECT
1	5HM04-001	Arroyo de Paz I/ DHS
2	HM5-05-001	Arroyo de Paz II/ DHS
3	HM5-08-001	Brisas de Paz / DHS
4	HM-96-007	Casa San Miguel/ Cat City
5	HM5-06-001	Casitas del Valle/ Moreno Valley
6	H 96-003	Cathedral Palms/Cat City
7	HM1-10-001	Cedar Glen Apts / Riverside
8	HM2-17-002	Cesar Chavez II Apts / Coachella
9	H96-002	Corona del Rey/ Corona
10	H 96-004	Cottonwood I/ Moreno Valley
11	5HM-03-001	Cottonwood II/ Moreno Valley
12	HM5-20-001	Courtyards at Cottonwood/Moreno Valley
13	4HM02-002	El Solano/Blythe
14	01-001	Geel Place / Riverside
15	H-022	Hemet Vista I/ Hemet
16	H 02-005	Heritage Park/ Cat City
17	HM1-14-001	Home Front at Camp Anza / Riverside

18	HM4-05-001	Horizons at Indio/Indio
19	H016	Indio Desert Palms (ALLANZA)/ Indio
20	4HM05-001	Lincoln Family Apts/ Mecca
21	H-002	Mecca II/ Mecca
22	HM3-11-001	Madera Vista 3 (frmly Summerhouse 3)/ Temecula
23	2HM02-001	Mission Palms I/ Rubidoux
24	HM4-21-010	Monarch Apartments / Palm Springs
25	3HM03-001	Monte Vista / Murrieta
26	HM3-10-001	Monte Vista II Family Apts
27	HM3-13-001	Orange Blossom Apts II/ Hemet
28	HM3-15-001	Orange Blossom Apts III/Hemet
29	HM3-16-001	Orange Blossom Apts IV/Hemet
30	H-99-001	Orchard Villas I/ Coachella
31	HM99-003	Palm Village/ Palm Desert
32	HM5-13-001	Perris Family Apts
33	HM4-20-004	Placita Dolores Huerta (fkaCoachella Valley Apts)/Coachella
34	HM1-09-001	Pottery Court Apts
35	HM4-12-001	Pueblo Nuevo Apts / Coachella
36	HM4-20-001	Pueblo Viejo/Coachella
37	H-023	Quail Place/ Blythe
38	HM5-08-002	Rancho Dorado North/ Moreno Valley
39	4HM04-001	Rick Weiss (aka Vista Sunrise)/ Palm Springs
40	4HM08-001	River Canyon Apts / Cathedral City
41	HM3-06-001	San Jacinto Villas/ San Jacinto
42	4HM02-003	Tierra del Sol/ Cat City
43	HM4-11-001	Villa Hermosa Apts I (Fred Young Farmworker Apts) / Indio
44	HM4-17-001	Villa Hermosa Apts II/ Indio
45	HM4-2-002	Villa Hermosa Apts III/ Indio
46	H96-006	Villa Siena/ Lake Elsinore
47	HM2-15-003	Vista Rio/Riverside
48	HM4-07-001	Wolff Waters/ La Quinta

## ON-SITE INSPECTION

The HWS onsite inspection schedule for 2023/2024:

		2023	deferred	INSPECTED
1	4HM08-001	River Canyon Apts / Cathedral City	4/12/2022	1/9/2023
2	HM4-11-001	Villa Hermosa Apts (Fred Young Farmworker Apts) / Indio	4/19/2022	1/18/2023
3	H96-006	Villa Siena/ Lake Elsinore	4/26/2022	2/1/2023
4	HM2-15-003	Vista Rio Apartments /Riverside	5/3/2022	2/15/2023
5	PLHA5-20-001	15427 Sheila Street Apts / Moreno Valley	rehab	2/22/2023
6	NSP3.5-16-09-2ND	Liberty Village Apts /Beaumont	5/10/2022	3/1/2023
7	MHPL001.99	La Pena MHP/Mecca	5/17/2022	3/15/2023
8	HM4-17-002	Cesar Chavez Apts Ph II/Coachella	6/1/2022	3/29/2023
9	HM3-13-001	Orange Blossom Apts II/ Hemet	6/6/2022	4/26/2023
10	HM3-16-001	Orange Blossom III Apts / Hemet	6/6/2022	4/26/2023
11	RD3-07-003	Orange Blossom I Apts / Hemet	6/6/2022	5/10/2023
12	HM5-13-001	Perris Family Apts / Perris	6/28/2022	5/24/2023
13	4HM02-003	Tierra del Sol/ Cat City	7/11/2022	6/7/2023
14	09-NSP04-001	29660 Landau Blvd/ Cathedral City apn: 675251009-7	7/18/2022	8/2/2023
15	09-NSP04-001	32425 Monte Vista Dr./ Cathedral City apn: 680272032-0	7/18/2022	8/2/2023
16	09-NSP04-001	68685 Cedar/ Cathedral City apn: 680396003-7	7/19/2022	8/2/2023
17	09-NSP04-001	33580 Cathedral Canyon/ Cathedral City apn: 680452047-0	7/19/2022	8/2/2023
18	NSP3.1-21-001-1st	245 Peck Street / Lake Elsinore	New Const	8/25/2023
19	NSP1-17-001	Villa Hermosa II/Indio		10/9/2023
20	09-NSP02-002	424 Chaparral Dr, Blythe (single-fam rental) apn: 842216001-2		10/18/2023
21	09-NSP04-001	66061 3rd Street apn: 639222006-0		11/1/2023
22	09-NSP04-001	13740 Mark Drive/ DHS apn: 641311023-7		11/1/2023
23	09-NSP04-001	66780 4th Street/ DHS apn: 639302012-2		11/1/2023
24	09-NSP04-001	68150 Calle Las Tiendas/ DHS apn: 644141015-6		11/1/2023
25	09-NSP04-001	68160 Calle Las Tiendas/ DHS apn: 644141014-5		11/1/2023
26	09-NSP04-001	68170 Calle Las Tiendas/ DHS apn: 644141013-4		11/1/2023
27	5HM04-001	Arroyo de Paz I/ DHS		11/15/2023
28	ARPA2-22-001	Project Legacy / Riverside	New Const	11/21/2023
29	HM5-05-001	Arroyo de Paz II/ DHS		12/14/2023
30	HM5-08-001	Brisas de Paz/DHS		12/20/2023
		2024	notes	INSPECTED
1	01-001	Geel Place / Riverside		1/10/2024
2	H-022	Hemet Vista I II / Hemet		1/24/2024
3	HM1-14-001	Home Front @ Camp Anza / Riverside		2/7/2024
X	H007	La Hacienda / Indio (expired covenant)	expired 2017	X
X	H-99-002	Las Palmeras / Coachella (expired covenant)	expired 2008	X
4	HM4-21-010	Monarch Apts / Palm Springs	New Const	3/15/2024
5	HM4-20-004/ARPA4-23-001	Placita Dolores Huerta	New Const	3/21/2024
6	H016	Indio Desert Palms (ALLANZA) / Indio	expiring	4/3/2024
7	H-99-001	Orchard Villas I / Coachella		4/17/2024
8	HM5-06-001	Casitas del Valle/ Moreno Valley	In Lieu	5/15/2024
9	HM4-12-001	Pueblo Nuevo Apts / Coachella	In Lieu	6/12/2024
10	HM5-08-002	Rancho Dorado North/ Moreno Valley	In Lieu	6/26/2024
11	RD3-07-001	Vineyards @ Menifee / Menifee	In Lieu	7/10/2024
12	NSP1.4-20-001-4th	Veterans Village / Cathedral City	New Const	7/17/2024
13	4HM04-001	Rick Weiss Apts (fka Vista Sunrise) / Palm Springs	In Lieu	7/24/2024
14	09-NSP04-002	Hacienda Hills / DHS	In Lieu	8/7/2024
15	HM4-2-002	Villa Hermosa III / Indio		9/10/2024
19	HM3-11-001/NSP1.5-16-001-3RD	Madera Vista 3 / Temecula		10/16/2024
20	H-023	Quail Place/ Blythe [annual insp]		11/13/2024
21	H96-002	Corona Del Rey / Corona [rehab. deffered to 2024]		12/11/2024

## PROJECTS INSPECTED VIA DESK REVIEW

The HOME-assisted multi-family housing project portfolio consists of forty-eight (48) completed projects. In addition to the onsite physical inspections, the projects are subject to desk review. Desk reviews are conducted for 100% of all projects twice a year via Semiannual Compliance Reports for periods ending 9/30 and 3/31, respectively. cursory inspections are the same as full inspections, except the latter includes Property Standards review of restricted units. Desk reviews show all the HOME assisted units are compliant with applicable policy and regulation.

On-site inspections are conducted with the goal of continued compliance with applicable policy and regulation. A systematic on-site inspection of HOME projects allows the agency to evaluate the performance of the project over a wide range of functions. Detailed explanations and observations during on-site inspections of HOME projects include review of the following: file management, verification of source documentation, calculation of rent and utilities, rent roll, household leases, property standard inspection, advertising in the local newspaper, specialized advertising to reach minority groups and non-profits [following HUD's Affirmative Fair Housing Marketing (AFHM) Plans]. Evidence for capital improvements, and any deferred maintenance repairs, replacement reserve and operating reserve accounts are reviewed.

Compliance staff conducts the on-site meeting with authorized representatives of the property management company including Community Manager, Regional Manager, Maintenance Staff, and bi-lingual staff members. Files are pulled for a random sample of the restricted units. At a minimum, 20% of the HOME-assisted units are inspected as part of Property Standard inspection. In addition, a sample of sensory impaired and mobility units are inspected.

The County of Riverside will continue maintaining affordable HOME-assisted multi-family units in compliance with HOME regulations. These projects provide high-quality housing to large families, farm worker households, sensory impaired, mentally impaired, mobility impaired, and seniors. The projects are designed to ensure affordability for extremely low, and very low-income households.

## **Provide an assessment of the jurisdiction's affirmative marketing actions for HOME units. 24 CFR 91.520(e) and 24 CFR 92.351(a)**

Affirmative Fair Housing Marketing (AFHM) plans and affirmative marketing procedures are required by the HOME Investment Partnerships (HOME) Program Final Rule (24 CFR Part 92) and are included in applications for Riverside County HOME funds. The County's policy is to distribute information to the public regarding fair housing laws, as well as its own guidelines, for participation in the HOME Program. In accordance with Federal Regulations (24 CFR 92.351), the County adopted an affirmative marketing policy and procedures. The County is committed to equal opportunity in housing choices in the local housing market without discrimination based on race, color, religion, sex, national origin, familial status, or disability. Community Housing Development Organizations (CHDOs), developers and/or owners, of HOME Program funded projects containing five or more units, must comply with the affirmative marketing requirements to receive assistance. Affirmative marketing procedures must continue throughout the period of affordability. The County is committed to affirmative marketing, which is implemented in the HOME Program through a specific set of steps that the County and participating groups follow.

### Informing Affected Parties

The County informs the public, potential tenants, and property owners about Federal fair housing laws and the affirmative marketing policy using the following items:

- Equal Housing Opportunity logotype or slogan in press releases, news advisories, solicitations for CHDOs, developers, and/or owners and in all written communications
- Advertising in print and electronic media that is used and viewed or listened to by those identified as least likely to apply; and
- Meetings to inform CHDOs, developers, and/or owners regarding program participants. The County has established procedures to ensure that CHDOs, developers, and/or owners of rental housing developments assisted by the HOME Program solicit applications from persons in the housing market area who are not likely to apply for the housing without special outreach. The CHDOs, developers, and/or owners will solicit applications through such locations as community-based organizations, places of worship, employment centers, fair housing groups, or housing counseling agencies.

### Evaluation

The County has established monitoring procedures to assure that each CHDO, developer and/or owner of rental housing adheres to the established requirements and practices in order to carry out the affirmative marketing procedure. The effectiveness of the County's affirmative marketing actions is evaluated annually, and the County will take corrective actions if it finds that property



owners fail to carry out required procedures. The County incorporates the affirmative marketing requirements into the affordable housing agreements and informs developers, owners, and property management about ways to improve current procedures. Those who fail to meet the requirements or to make suggested improvements will be disqualified from future participation in the HOME Program.

### Labor Compliance

The County provides "Labor Compliance Provisions" as an attachment to all HOME agreements, construction bids and construction contracts.

On large construction projects, program staff monitors minority business outreach, Davis-Bacon, Section 3 requirements, and project data collection. The Riverside County Board of Supervisors adopted an Affirmative Action Policy Statement to ensure compliance with Section 3. For projects subject to Davis-Bacon Labor Standards, in-house desk reviews and on-site labor compliance interviews are performed to ensure the wage compliance of all contractors. Labor compliance interviews are compared to payroll records submitted by contractors and subcontractors to verify wage compliance with the Davis-Bacon Act. In addition to on-site labor compliance interviews, the Federal Labor Standard Questionnaire form is occasionally sent to employees during the course of the project to ensure the proper payment of wages. All projects are inspected during construction to ensure that all work is in compliance with the originally proposed scope. Any additional work added through the Change Order process during the course of the project is also reviewed and approved to ensure the revised scope of work carried out is eligible for HOME funding.

### Section 3

The County requires all contractors with CDBG or HOME-funded construction contracts of \$200,000 or more to comply with Section 3 requirements (24 CFR Part 75) and to visit the Section 3 website for resources, certifications, implementation plan, Section 3 guide, and related forms. To ensure that economic opportunities, most importantly employment, generated by certain HUD financial assistance shall be directed to low- and very low-income persons, particularly those who are recipients of government assistance for housing or residents of the community where the Federal assistance is spent.

In partnership with the Housing Authority of the County of Riverside, WDC programs are marketed to Section 8 recipients whenever annual income certifications are sent out via mail. In addition, the County partners with the Californian Family Life Center (CFLC), a non-profit agency that provides job training and education to youth ages 16-24 in a variety of construction trades. It is the goal of the County to continue these programs that enhance the quality of life and increase job opportunities for its residents.

The County continues its efforts to promote HUD Section 3 contracting and hiring for both the CDBG, HOME, and HOME ARP programs through the online Section 3 website.

**Refer to IDIS reports to describe the amount and use of program income for projects, including the number of projects and owner and tenant characteristics**

In 2023-2024, Riverside County received a total of \$586,266.81 HOME Program Income. This program income has been included in the 2023-2024 Action Plan and allocated toward the County's New Construction (NC).

**Describe other actions taken to foster and maintain affordable housing. 24 CFR 91.220(k) (STATES ONLY: Including the coordination of LIHTC with the development of affordable housing). 24 CFR 91.320(j)**

The County is vigorously obligating and expending funds to increase its efforts to create reasonable housing. In addition, the County remains forward-looking in ensuring projects are in the pipeline for future unit creation.

First-Time Home Buyer (FTHB) Program: The FTHB Program provides HOME funds for down-payment assistance to low- and very low-income households that have not owned homes within a three-year period. The program is available for households with an annual income that is no greater than 80% of the area median income as published by HUD. The FTHB Program provides up to 20% of the purchase price with a 15-year affordability period as a "silent second" loan.

HOME Program - Affordable Multi-Family Housing: The HOME loan program requires a set aside of units affordable to targeted income level households in order to provide affordable housing throughout the area. The program offers gap financing in conjunction with Low Income Housing Tax Credits and Mortgage Revenue Bonds.

Legal instruments are used to protect the affordability of the rental units, and the HOME affordability agreements provide the HUD-required rent limitations. Annual monitoring is performed by County staff to ensure compliance during the affordability period for all HOME projects.

THIS PAGE INTENTIONALLY LEFT BLANK.

## CR-58 – Section 3

**Identify the number of individuals assisted and the types of assistance provided**

<b>Total Labor Hours</b>	<b>CDBG</b>	<b>HOME</b>	<b>ESG</b>
Total Number of Activities	4	0	0
Total Labor Hours	0	0	0
Total Section 3 Worker Hours	0	0	0
Total Targeted Section 3 Worker Hours	0	0	0

**Table 14 – Total Labor Hours**

<b>Qualitative Efforts - Number of Activities by Program</b>	<b>CDBG</b>	<b>HOME</b>	<b>ESG</b>
Outreach efforts to generate job applicants who are Public Housing Targeted Workers	0	0	0
Outreach efforts to generate job applicants who are Other Funding Targeted Workers.	0	0	0
Direct, on-the job training (including apprenticeships).	0	0	0
Indirect training such as arranging for, contracting for, or paying tuition for, off-site training.	0	0	0
Technical assistance to help Section 3 workers compete for jobs (e.g., resume assistance, coaching).	0	0	0
Outreach efforts to identify and secure bids from Section 3 business concerns.	0	0	0
Technical assistance to help Section 3 business concerns understand and bid on contracts.	0	0	0
Division of contracts into smaller jobs to facilitate participation by Section 3 business concerns.	0	0	0
Provided or connected residents with assistance in seeking employment including: drafting resumes, preparing for interviews, finding job opportunities, connecting residents to job placement services.	0	0	0
Held one or more job fairs.	0	0	0
Provided or connected residents with supportive services that can provide direct services or referrals.	0	0	0
Provided or connected residents with supportive services that provide one or more of the following: work readiness health screenings, interview clothing, uniforms, test fees, transportation.	0	0	0
Assisted residents with finding child care.	0	0	0
Assisted residents to apply for, or attend community college or a four year educational institution.	0	0	0
Assisted residents to apply for, or attend vocational/technical training.	0	0	0
Assisted residents to obtain financial literacy training and/or coaching.	0	0	0
Bonding assistance, guaranties, or other efforts to support viable bids from Section 3 business concerns.	0	0	0
Provided or connected residents with training on computer use or online technologies.	0	0	0

Promoting the use of a business registry designed to create opportunities for disadvantaged and small businesses.	0	0	0
Outreach, engagement, or referrals with the state one-stop system, as designed in Section 121(e)(2) of the Workforce Innovation and Opportunity Act.	0	0	0
Other.	0	0	0

**Table 15 – Qualitative Efforts - Number of Activities by Program**

## Narrative

The County of Riverside Community & Housing Development includes Section 3 materials in all bid documentation, preconstruction meetings, and technical assistance sessions. Section 3 guidelines are also included in all funding agreements and contracts. The County of Riverside Community & Housing Development includes Workforce Development Board that provides Job Posting & Job Fairs online for contractors and developers as well as the Housing Authority of the County of Riverside (HACR) to promote and advertise Section 3 training opportunities through voluntary self-worker certification for residents of public housing.

In Fiscal year 2023-2024, no Section 3 business concerns were awarded contracts under the CDBG, HOME, and ESG programs. Contract activities were reviewed for Section 3 thresholds based on HUD Federal Register the Final Rule, 85 FR 60907, published on September 29, 2020. The County of Riverside applied the established HUD's regulation applicability threshold of \$200,000 for housing rehabilitation, housing construction, and other public construction projects assisted with housing and community development financial assistance. To meet the Section 3 benchmark, the County implemented Qualitative Efforts that consist of Direct, on-the-job training (including apprenticeships) and Outreach efforts to identify and secure bids from Section 3 business concerns.

## CR-60 - ESG 91.520(g) (ESG Recipients only)

### ESG Supplement to the CAPER in *e-snaps*

#### For Paperwork Reduction Act

#### 1. Recipient Information—All Recipients Complete

##### Basic Grant Information

<b>Recipient Name</b>	RIVERSIDE COUNTY
<b>Organizational DUNS Number</b>	064772721
<b>EIN/TIN Number</b>	956000930
<b>Identify the Field Office</b>	LOS ANGELES
<b>Identify CoC(s) in which the recipient or subrecipient(s) will provide ESG assistance</b>	Riverside City & County CoC

##### ESG Contact Name

<b>Prefix</b>	Mr.
<b>First Name</b>	Mike
<b>Last Name</b>	Walsh
<b>Title</b>	Assistant Director

##### ESG Contact Address

<b>Street Address 1</b>	3403 Tenth St., Suite 300
<b>City</b>	Riverside
<b>State</b>	CA
<b>ZIP Code</b>	92502
<b>Phone Number</b>	951.955.5934
<b>Email Address</b>	mfwalsh@rivco.org

##### ESG Secondary Contact

<b>Prefix</b>	Mr.
<b>First Name</b>	Juan
<b>Last Name</b>	Garcia
<b>Title</b>	Deputy Director
<b>Phone Number</b>	951.955.8126
<b>Email Address</b>	jugarcia@rivco.org

## 2. Reporting Period—All Recipients Complete

**Program Year Start Date** 07/01/2023

**Program Year End Date** 06/30/2024

### 3a. Subrecipient Form – Complete one form for each subrecipient

**Subrecipient or Contractor Name:** PATH OF LIFE MINISTRIES

**City:** Riverside

**State:** CA

**Zip Code:** 92501, 4135

**DUNS Number:** 003364176

**Is subrecipient a victim services provider:** N

**Subrecipient Organization Type:** Other Non-Profit Organization

**ESG Subgrant or Contract Award Amount:** \$194,510

**Subrecipient or Contractor Name:** MARTHA'S VILLAGE & KITCHEN, INC

**City:** San Diego

**State:** CA

**Zip Code:** 92102, 3332

**DUNS Number:** 123443157

**Is subrecipient a victim services provider:** N

**Subrecipient Organization Type:** Other Non-Profit Organization

**ESG Subgrant or Contract Award Amount:** \$50,000

**Subrecipient or Contractor Name:** OPERATION SAFEHOUSE, INC.

**City:** Thousand Palms

**State:** CA

**Zip Code:** 92276, 3312

**DUNS Number:** 796391234

**Is subrecipient a victim services provider:** N

**Subrecipient Organization Type:** Other Non-Profit Organization

**ESG Subgrant or Contract Award Amount:** \$40,000

**Subrecipient or Contractor Name: COACHELLA VALLEY RESCUE MISSION**

**City:** Indio

**State:** CA

**Zip Code:** 92201, 7139

**DUNS Number:** 790591929

**Is subrecipient a victim services provider:** N

**Subrecipient Organization Type:** Other Non-Profit Organization

**ESG Subgrant or Contract Award Amount: \$247,772**

**Subrecipient or Contractor Name: Operation Safehouse, Inc.**

**City:** Riverside

**State:** CA

**Zip Code:** 92503, 3660

**DUNS Number:** 795391234

**Is subrecipient a victim services provider:** N

**Subrecipient Organization Type:** Other Non-Profit Organization

**ESG Subgrant or Contract Award Amount: \$40,000**



## CR-65 - Persons Assisted

### 4. Persons Served

#### 4a. Complete for Homelessness Prevention Activities

Number of Persons in Households	Total
Adults	0
Children	0
Don't Know/Refused/Other	0
Missing Information	0
<b>Total</b>	0

Table 1616 – Household Information for Homeless Prevention Activities

#### 4b. Complete for Rapid Re-Housing Activities

Number of Persons in Households	Total
Adults	0
Children	0
Don't Know/Refused/Other	0
Missing Information	0
<b>Total</b>	0

Table 17 – Household Information for Rapid Re-Housing Activities

#### 4c. Complete for Shelter

Number of Persons in Households	Total
Adults	0
Children	0
Don't Know/Refused/Other	0
Missing Information	0
<b>Total</b>	0

Table 18 – Shelter Information

#### 4d. Street Outreach

Number of Persons in Households	Total
Adults	0
Children	0
Don't Know/Refused/Other	0
Missing Information	0
<b>Total</b>	0

**Table 19 – Household Information for Street Outreach**

#### 4e. Totals for all Persons Served with ESG

Number of Persons in Households	Total
Adults	0
Children	0
Don't Know/Refused/Other	0
Missing Information	0
<b>Total</b>	0

**Table 20 – Household Information for Persons Served with ESG**

#### 5. Gender—Complete for All Activities

	Total
Male	0
Female	0
Transgender	0
Don't Know/Refused/Other	0
Missing Information	0
<b>Total</b>	0

**Table 21 – Gender Information**

## 6. Age—Complete for All Activities

	<b>Total</b>
Under 18	0
18-24	0
25 and over	0
Don't Know/Refused/Other	0
Missing Information	0
<b>Total</b>	0

**Table 22 – Age Information**

## 7. Special Populations Served—Complete for All Activities

### Number of Persons in Households

<b>Subpopulation</b>	<b>Total</b>	<b>Total Persons Served – Prevention</b>	<b>Total Persons Served – RRH</b>	<b>Total Persons Served in Emergency Shelters</b>
Veterans	0	0	0	0
Victims of Domestic Violence	0	0	0	0
Elderly	0	0	0	0
HIV/AIDS	0	0	0	0
Chronically Homeless	0	0	0	0
<b>Persons with Disabilities:</b>				
Severely Mentally Ill	0	0	0	0
Chronic Substance Abuse	0	0	0	0
Other Disability	0	0	0	0
Total (unduplicated if possible)	0	0	0	0

**Table 23 – Special Population Served**

## **CR-65- ESG Data Collection**

Starting in 2017, ESG recipients are required to use a new tool, SAGE, to report aggregated ESG Program report information. SAGE is configured to aggregate information from an HMIS and produce all statistical information required by HUD on program participants served in ESG-funded projects. This redesign aimed to align the ESG CAPER with the Continuum of Care (CoC) Program's Annual Performance Report (APR). Grant information in SAGE is populated on a regular basis from the grant application information in e-snaps and the financial information from the Line of Credit Control System (LOCCS). The information in SAGE replaces all data previously collected on screen CR-65. Due to victim service providers being prohibited from entering client-level data into a mainstream system, they must instead implement a comparable database with the functionality to generate the CSV CAPER file. There were no victim service providers funded in 2023-24. As the planning body, the CoC coordinates the community's policies, strategies, and activities toward ending homelessness and must also establish and consistently follow written standards for providing CoC assistance. In order to collect client-level data on the provision of housing and services to the homeless or those at risk of homelessness, a CoC must have an established Homeless Management Information System (HMIS). This system allows for standardized data collection from projects serving homeless families and individuals. Refer to the attachment for the ESG-CAPER Annual Reporting Tool (SAGE) for statistical information on program participants served. Through the data gathered, the CoC can measure performance at the system and project levels, including outcomes of projects funded under the ESG program. Data is also used to analyze needs, establish funding priorities, and measure the overall effectiveness of the homeless programs. The County of Riverside CoC implemented a Coordinated Entry System (CES) through the 25 Cities Project, a partnership with the U.S. Department of Housing and Urban Development (HUD), to eliminate homelessness among veterans by 2016 and chronic homelessness by 2020. The County was the first to reach functional zero for ending veterans' homelessness. The pilot in the Greater City of Riverside Area has been expanded countywide. A Coordinated Entry System Advisory Team was formed and continues to meet to develop written standards, policies, and guidelines for CES. The goal of a CES is to cover a large geographic area for individuals and families seeking housing or services. The systems serve as a database to prioritize based on the highest level of need and include a comprehensive and standardized assessment tool. Participating agencies are responsible for engaging chronically homeless individuals and families using Housing Navigators and a standardized vulnerability assessment and intake process that provides referrals to a centralized housing system that places priority on those who are at the highest risk with the most appropriate intervention rather than a "first come, first served" approach. Each assessment point of the coordinated system handles an initial, comprehensive assessment or screening of

client needs, data entry, referrals, and, potentially, program admissions. Ideally, these centers also serve as the main access points for prevention and diversion services. After an initial assessment, assessment center staff provides the necessary prevention or diversion services or admits or refers a family or individual to the program best equipped to get them into permanent housing as quickly as possible.

## CR-70 – ESG 91.520(g) - Assistance Provided and Outcomes

### 8. Shelter Utilization

Number of New Units – Rehabbed	0
Number of New Units – Conversion	0
Total Number of bed - nights available	169,360
Total Number of bed - nights provided	149,600
Capacity Utilization	88.33%

**Table 24 – Shelter Capacity**

### 9. Project Outcomes Data measured under the performance standards developed in consultation with the CoC(s)

Based on standards and goals of the local CoC and the County's written performance standards for providing ESG assistance, the County and sub-recipients must ensure that data on all persons served, and all activities assisted under ESG are entered into a community wide HMIS: HMIS is a mandatory comprehensive and standardized data collection tool used to track and consolidate data from projects serving homeless families and individuals. This performance data allows better coordination with other service providers and provides integration with other programs targeted to homeless people in the area covered by the CoC. Collecting quality data is a prerequisite for measuring outcomes and performance at the system and project level. Performance targets are established by program type for each County of Riverside CoC program. The performance targets currently used by the CoC are those established by HUD's CoC performance standards. The County of Riverside CoC established a Standards and Evaluation Committee that reviews these standards on a regular basis and requests feedback and guidance from the CoC membership. The CoC membership consists of non-profit organizations, community and faith-based establishments, formerly homeless individuals, private industry, and federal, state, and local governments. The CoC Board of Governance will approve the performance measures report annually on behalf of the CoC membership, as required by HUD. ESG performance standards are followed per 24 CFR Part 576, including measures to evaluate the effectiveness of the program and measures to assess how well the program serves the targeted population. In consultation with the CoC, the County will continue to implement performance standards for measuring project outcomes and the overall effectiveness of providing services to those who are in the most need of assistance, reducing the number of people living on the streets or in emergency shelters, reducing the time people spend homeless, reducing program participants' housing barriers or housing stability risks, reducing additional episodes of homelessness, reducing first-time homelessness, and facilitating job and income growth for persons who are homeless.

Of the 2,993 persons served, the length of stay for 0-7 days was 799 clients with 753 that left and 46 that stayed equally to a 94% rate of leavers. For emergency shelters, performance measurements included the number of clients exiting to permanent housing, increased income overall for adults at an exit or by the end of the operating year, and program bed utilization. Further, 1,821 had no income at the start, and 1,513 had income at the exit for a 72% increase in clients leaving with income. In addition, 1,831 clients received Medicaid, and 146 clients received Medicare Health Insurance. The gender of the 2,993 clients served was made up of 1,713 male, 1,252 female, 8 transgender, 2 non-binary, 2 different identity, 12-woman transgender, 3-male transgender and 1 data not collected. The age range of the 2,993 served under 5 was 75. The age range of 5-12 years was 120; 13-17 was 274; 18-24 was 231; 25-34 was 656; 35-44 was 665; 45-54 was 437; 55-64 was 409; and 65 was 126. There has been a slight decrease compared to the previous year. For outreach services, performance measurements included the number of clients exiting to housing, increased income overall for adults at exit or by the end of the operating year, and linkages to condition-specific services. For rapid re-housing, performance measurements included the number of clients exiting to permanent housing, increased income overall for adults at exit or by the end of the operating year, rapid housing placement, and permanent housing retention.

## CR-75 – Expenditures

### 11. Expenditures

#### 11a. ESG Expenditures for Homelessness Prevention

	Dollar Amount of Expenditures in Program Year		
	2021	2022	2023
Expenditures for Rental Assistance	0	0	40,833.10
Expenditures for Housing Relocation and Stabilization Services - Financial Assistance	0	0	0
Expenditures for Housing Relocation & Stabilization Services - Services	0	0	9,166.90
Expenditures for Homeless Prevention under Emergency Shelter Grants Program	0	0	0
<b>Subtotal Homelessness Prevention</b>	0	0	50,000

**Table 25 – ESG Expenditures for Homelessness Prevention**

#### 11b. ESG Expenditures for Rapid Re-Housing

	Dollar Amount of Expenditures in Program Year		
	2021	2022	2023
Expenditures for Rental Assistance	139,190	80,262	115,409.04
Expenditures for Housing Relocation and Stabilization Services - Financial Assistance	19,778	39,610	17,597.09
Expenditures for Housing Relocation & Stabilization Services - Services	54,782	82,349	69,765.87
Expenditures for Homeless Assistance under Emergency Shelter Grants Program	0	0	0
<b>Subtotal Rapid Re-Housing</b>	<b>213,750</b>	<b>202,221</b>	<b>202,772</b>

**Table 26 – ESG Expenditures for Rapid Re-Housing**



### 11c. ESG Expenditures for Emergency Shelter

	Dollar Amount of Expenditures in Program Year		
	2021	2022	2023
Essential Services	215,106	177,439	203,604.61
Operations	114,894	78,274	41,395.39
Renovation	0	0	
Major Rehab	0	0	
Conversion	0	0	
<b>Subtotal</b>	<b>330,000</b>	<b>255,713</b>	<b>245,000</b>

Table 27 – ESG Expenditures for Emergency Shelter

### 11d. Other Grant Expenditures

	Dollar Amount of Expenditures in Program Year		
	2021	2022	2023
Street Outreach	44,978	117,617	74,510
HMIS	0	0	
Administration	47,735	46,666	46,401

Table 28 - Other Grant Expenditures

### 11e. Total ESG Grant Funds

Total ESG Funds Expended	2021	2022	2023
	636,463	622,217	618,683

Table 29 - Total ESG Funds Expended

## 11f. Match Source

	2021	2022	2023
Other Non-ESG HUD Funds	294,085	34,550	138,240
Other Federal Funds	667,082	1,285,024	1,031,846.79
State Government	329,088	135,478	37,821
Local Government	688,473	735,322	2,242,966.26
Private Funds	659,722	327,594	822,194
Other	659,669	1,625,167	17,515
Fees	0	0	0
Program Income	0	0	0
<b>Total Match Amount</b>	<b>3,298,119</b>	<b>4,143,135</b>	<b>4,290,583.05</b>

**Table 30 - Other Funds Expended on Eligible ESG Activities**

## 11g. Total

<b>Total Amount of Funds Expended on ESG Activities</b>	2021	2022	2023
	<b>3,934,582</b>	<b>4,765,352</b>	<b>4,909,266.05</b>

**Table 31 - Total Amount of Funds Expended on ESG Activities**

## CR75 - Narrative

In FY 2023-2024, the \$618,683 ESG allocation was distributed to four (4) organizations for emergency shelters, outreach services, homelessness prevention, rapid rehousing, and HWS staff administration costs. Eligible recipients included nonprofits and public agencies. Services were provided throughout the County and cooperating cities. The County's ESG grant funds were matched far more than the required 100% match amount detailed in Section CR-75.

In FY 2023-2024, ESG funds were expended for the following non-administrative activities: \$245,000 in assistance to emergency/transitional shelters which benefited 1,572 homeless persons; \$74,510 in outreach assistance which benefited 255 homeless persons; \$202,772 assisted 31 eligible persons with rapid re-housing assistance and \$50,000 assisted 12 eligible persons with homelessness prevention.

As a requirement of the ESG Federal Regulations 24 CFR 576, a recipient must make matching contributions to supplement the recipient's ESG program in an amount that equals the amount of ESG funds provided by HUD. Matching contributions, referred to as "leveraging", may be obtained from any eligible source, including any Federal source other than the ESG program, as well as state, local, and private sources. Additional requirements apply to matching contributions from a federal source of funds. Matching contributions for 2023-24 were \$4,290,583.05. Applicants are encouraged to utilize the greatest amount of leveraging possible to improve the competitiveness of their proposal.

## **APPENDIX A**

PR26 – CDBG AND CDBG-CV FINANCIAL SUMMARY

PR23 – HOME FINANCIAL SUMMARY



Office of Community Planning and Development  
U.S. Department of Housing and Urban Development  
Integrated Disbursement and Information System  
PR26 - CDBG Financial Summary Report  
Program Year 2023  
RIVERSIDE COUNTY , CA

DATE: 09-05-24  
TIME: 12:43  
PAGE: 1

PART I: SUMMARY OF CDBG RESOURCES

01 UNEXPENDED CDBG FUNDS AT END OF PREVIOUS PROGRAM YEAR	14,887,410.93
02 ENTITLEMENT GRANT	7,544,348.00
03 SURPLUS URBAN RENEWAL	0.00
04 SECTION 108 GUARANTEED LOAN FUNDS	0.00
05 CURRENT YEAR PROGRAM INCOME	125,629.68
05a CURRENT YEAR SECTION 108 PROGRAM INCOME (FOR SI TYPE)	0.00
06 FUNDS RETURNED TO THE LINE-OF-CREDIT	0.00
06a FUNDS RETURNED TO THE LOCAL CDBG ACCOUNT	40,011.49
07 ADJUSTMENT TO COMPUTE TOTAL AVAILABLE	0.00
08 TOTAL AVAILABLE (SUM, LINES 01-07)	22,597,400.10

PART II: SUMMARY OF CDBG EXPENDITURES

09 DISBURSEMENTS OTHER THAN SECTION 108 REPAYMENTS AND PLANNING/ADMINISTRATION	9,651,856.22
10 ADJUSTMENT TO COMPUTE TOTAL AMOUNT SUBJECT TO LOW/MOD BENEFIT	0.00
11 AMOUNT SUBJECT TO LOW/MOD BENEFIT (LINE 09 + LINE 10)	9,651,856.22
12 DISBURSED IN IDIS FOR PLANNING/ADMINISTRATION	1,514,869.69
13 DISBURSED IN IDIS FOR SECTION 108 REPAYMENTS	0.00
14 ADJUSTMENT TO COMPUTE TOTAL EXPENDITURES	0.00
15 TOTAL EXPENDITURES (SUM, LINES 11-14)	11,166,725.91
16 UNEXPENDED BALANCE (LINE 08 - LINE 15)	11,430,674.19

PART III: LOW/MOD BENEFIT THIS REPORTING PERIOD

17 EXPENDED FOR LOW/MOD HOUSING IN SPECIAL AREAS	0.00
18 EXPENDED FOR LOW/MOD MULTI-UNIT HOUSING	557,890.54
19 DISBURSED FOR OTHER LOW/MOD ACTIVITIES	9,093,965.68
20 ADJUSTMENT TO COMPUTE TOTAL LOW/MOD CREDIT	0.00
21 TOTAL LOW/MOD CREDIT (SUM, LINES 17-20)	9,651,856.22
22 PERCENT LOW/MOD CREDIT (LINE 21/LINE 11)	100.00%

LOW/MOD BENEFIT FOR MULTI-YEAR CERTIFICATIONS

23 PROGRAM YEARS(PY) COVERED IN CERTIFICATION	PY: 2021 PY: 2022 PY: 2023
24 CUMULATIVE NET EXPENDITURES SUBJECT TO LOW/MOD BENEFIT CALCULATION	9,651,856.22
25 CUMULATIVE EXPENDITURES BENEFITING LOW/MOD PERSONS	9,651,856.22
26 PERCENT BENEFIT TO LOW/MOD PERSONS (LINE 25/LINE 24)	100.00%

PART IV: PUBLIC SERVICE (PS) CAP CALCULATIONS

27 DISBURSED IN IDIS FOR PUBLIC SERVICES	919,181.45
28 PS UNLIQUIDATED OBLIGATIONS AT END OF CURRENT PROGRAM YEAR	0.00
29 PS UNLIQUIDATED OBLIGATIONS AT END OF PREVIOUS PROGRAM YEAR	0.00
30 ADJUSTMENT TO COMPUTE TOTAL PS OBLIGATIONS	0.00
31 TOTAL PS OBLIGATIONS (LINE 27 + LINE 28 - LINE 29 + LINE 30)	919,181.45
32 ENTITLEMENT GRANT	7,544,348.00
33 PRIOR YEAR PROGRAM INCOME	81,090.83
34 ADJUSTMENT TO COMPUTE TOTAL SUBJECT TO PS CAP	0.00
35 TOTAL SUBJECT TO PS CAP (SUM, LINES 32-34)	7,625,438.83
36 PERCENT FUNDS OBLIGATED FOR PS ACTIVITIES (LINE 31/LINE 35)	12.05%

PART V: PLANNING AND ADMINISTRATION (PA) CAP

37 DISBURSED IN IDIS FOR PLANNING/ADMINISTRATION	1,514,869.69
38 PA UNLIQUIDATED OBLIGATIONS AT END OF CURRENT PROGRAM YEAR	1,197,232.62
39 PA UNLIQUIDATED OBLIGATIONS AT END OF PREVIOUS PROGRAM YEAR	1,244,900.31
40 ADJUSTMENT TO COMPUTE TOTAL PA OBLIGATIONS	0.00
41 TOTAL PA OBLIGATIONS (LINE 37 + LINE 38 - LINE 39 +LINE 40)	1,467,202.00
42 ENTITLEMENT GRANT	7,544,348.00
43 CURRENT YEAR PROGRAM INCOME	125,629.68
44 ADJUSTMENT TO COMPUTE TOTAL SUBJECT TO PA CAP	0.00
45 TOTAL SUBJECT TO PA CAP (SUM, LINES 42-44)	7,669,977.68
46 PERCENT FUNDS OBLIGATED FOR PA ACTIVITIES (LINE 41/LINE 45)	19.13%



Office of Community Planning and Development  
U.S. Department of Housing and Urban Development  
Integrated Disbursement and Information System  
PR26 - CDBG Financial Summary Report  
Program Year 2023  
RIVERSIDE COUNTY , CA

DATE: 09-05-24  
TIME: 12:43  
PAGE: 2

LINE 17 DETAIL: ACTIVITIES TO CONSIDER IN DETERMINING THE AMOUNT TO ENTER ON LINE 17

No data returned for this view. This might be because the applied filter excludes all data.

LINE 18 DETAIL: ACTIVITIES TO CONSIDER IN DETERMINING THE AMOUNT TO ENTER ON LINE 18

Plan Year	IDIS Project	IDIS	Activity	Activity Name	Matrix Code	National Objective	Drawn Amount
2022	78	6719		9.232-22 - Desert Rose Apartments Renovation Project Phase II	14B	LMH	\$557,890.54
					14B	Matrix Code	\$557,890.54
Total							\$557,890.54

LINE 19 DETAIL: ACTIVITIES INCLUDED IN THE COMPUTATION OF LINE 19

Plan Year	IDIS Project	IDIS Activity	Voucher Number	Activity Name	Matrix Code	National Objective	Drawn Amount
2022	75	6698	6801705	5.CM.03-22 - Norton Younglove Senior Center ADA Improvements II	03A	LMC	\$257.44
2022	75	6698	6814359	5.CM.03-22 - Norton Younglove Senior Center ADA Improvements II	03A	LMC	\$440.80
2022	75	6698	6829884	5.CM.03-22 - Norton Younglove Senior Center ADA Improvements II	03A	LMC	\$188.11
2022	75	6698	6836399	5.CM.03-22 - Norton Younglove Senior Center ADA Improvements II	03A	LMC	\$125.94
2022	75	6698	6843416	5.CM.03-22 - Norton Younglove Senior Center ADA Improvements II	03A	LMC	\$125.53
2022	75	6698	6854004	5.CM.03-22 - Norton Younglove Senior Center ADA Improvements II	03A	LMC	\$208.41
2022	75	6698	6859516	5.CM.03-22 - Norton Younglove Senior Center ADA Improvements II	03A	LMC	\$131.10
2022	75	6698	6866165	5.CM.03-22 - Norton Younglove Senior Center ADA Improvements II	03A	LMC	\$19.90
2022	75	6698	6866175	5.CM.03-22 - Norton Younglove Senior Center ADA Improvements II	03A	LMC	\$251.57
2022	75	6698	6876777	5.CM.03-22 - Norton Younglove Senior Center ADA Improvements II	03A	LMC	\$341.03
2022	75	6698	6914495	5.CM.03-22 - Norton Younglove Senior Center ADA Improvements II	03A	LMC	\$56,976.51
2022	75	6698	6914498	5.CM.03-22 - Norton Younglove Senior Center ADA Improvements II	03A	LMC	\$31,931.00
2023	61	6799	6854008	5.CM.04-23 - Norton Younglove Senior Center ADA Improvements Phase III	03A	LMC	\$169.96
2023	61	6799	6866181	5.CM.04-23 - Norton Younglove Senior Center ADA Improvements Phase III	03A	LMC	\$135.73
2023	61	6799	6906700	5.CM.04-23 - Norton Younglove Senior Center ADA Improvements Phase III	03A	LMC	\$196.79
2023	61	6799	6912772	5.CM.04-23 - Norton Younglove Senior Center ADA Improvements Phase III	03A	LMC	\$161.65
2023	61	6799	6927425	5.CM.04-23 - Norton Younglove Senior Center ADA Improvements Phase III	03A	LMC	\$35,393.20
					03A	Matrix Code	\$127,054.67
2023	50	6787	6854008	4.293-23 - Desert Arc Parking Lot Project	03B	LMC	\$318.23
2023	50	6787	6876773	4.293-23 - Desert Arc Parking Lot Project	03B	LMC	\$82.67
2023	50	6787	6884400	4.293-23 - Desert Arc Parking Lot Project	03B	LMC	\$115.11
2023	50	6787	6890720	4.293-23 - Desert Arc Parking Lot Project	03B	LMC	\$246.69
2023	50	6787	6895712	4.293-23 - Desert Arc Parking Lot Project	03B	LMC	\$68.62
2023	50	6787	6902999	4.293-23 - Desert Arc Parking Lot Project	03B	LMC	\$107.63
2023	50	6787	6912837	4.293-23 - Desert Arc Parking Lot Project	03B	LMC	\$80,298.00
					03B	Matrix Code	\$81,236.95
2023	49	6786	6854008	4.292-23 - Martha's Village and Kitchen Improvement Project Phase II	03C	LMC	\$318.23
2023	49	6786	6880881	4.292-23 - Martha's Village and Kitchen Improvement Project Phase II	03C	LMC	\$25,832.00
2023	49	6786	6895702	4.292-23 - Martha's Village and Kitchen Improvement Project Phase II	03C	LMC	\$25,750.00
					03C	Matrix Code	\$51,900.23
2016	101	5938	6801711	3.129-16 - San Jacinto Mountain Community Center Project	03E	LMA	\$591.95
2016	101	5938	6814359	3.129-16 - San Jacinto Mountain Community Center Project	03E	LMA	\$149.88
2016	101	5938	6814362	3.129-16 - San Jacinto Mountain Community Center Project	03E	LMA	\$322.29
2016	101	5938	6829804	3.129-16 - San Jacinto Mountain Community Center Project	03E	LMA	\$59,394.00
2016	101	5938	6829888	3.129-16 - San Jacinto Mountain Community Center Project	03E	LMA	\$663.64
2016	101	5938	6836406	3.129-16 - San Jacinto Mountain Community Center Project	03E	LMA	\$188.91
2016	101	5938	6838089	3.129-16 - San Jacinto Mountain Community Center Project	03E	LMA	\$170,563.00
2016	101	5938	6838112	3.129-16 - San Jacinto Mountain Community Center Project	03E	LMA	\$125.05
2016	101	5938	6843438	3.129-16 - San Jacinto Mountain Community Center Project	03E	LMA	\$313.82
2016	101	5938	6844391	3.129-16 - San Jacinto Mountain Community Center Project	03E	LMA	\$120,412.50
2016	101	5938	6858345	3.129-16 - San Jacinto Mountain Community Center Project	03E	LMA	\$14,989.97
2016	101	5938	6858348	3.129-16 - San Jacinto Mountain Community Center Project	03E	LMA	\$82,157.03
2016	101	5938	6859532	3.129-16 - San Jacinto Mountain Community Center Project	03E	LMA	\$131.10
2016	101	5938	6866177	3.129-16 - San Jacinto Mountain Community Center Project	03E	LMA	\$135.73
2016	101	5938	6869524	3.129-16 - San Jacinto Mountain Community Center Project	03E	LMA	\$80,275.00
2016	101	5938	6876774	3.129-16 - San Jacinto Mountain Community Center Project	03E	LMA	\$279.02
2016	101	5938	6880859	3.129-16 - San Jacinto Mountain Community Center Project	03E	LMA	\$103,975.94
2016	101	5938	6880864	3.129-16 - San Jacinto Mountain Community Center Project	03E	LMA	\$8,425.12
2016	101	5938	6884398	3.129-16 - San Jacinto Mountain Community Center Project	03E	LMA	\$115.11
2016	101	5938	6887588	3.129-16 - San Jacinto Mountain Community Center Project	03E	LMA	\$53,677.50
2016	101	5938	6890717	3.129-16 - San Jacinto Mountain Community Center Project	03E	LMA	\$646.73



Office of Community Planning and Development  
U.S. Department of Housing and Urban Development  
Integrated Disbursement and Information System  
PR26 - CDBG Financial Summary Report  
Program Year 2023  
RIVERSIDE COUNTY , CA

DATE: 09-05-24  
TIME: 12:43  
PAGE: 3

Plan Year	IDIS Project	IDIS Activity	Voucher Number	Activity Name	Matrix Code	National Objective	Drawn Amount
2016	101	5938	6895694	3.129-16 - San Jacinto Mountain Community Center Project	03E	LMA	\$231,689.91
2016	101	5938	6895707	3.129-16 - San Jacinto Mountain Community Center Project	03E	LMA	\$205.85
2016	101	5938	6902997	3.129-16 - San Jacinto Mountain Community Center Project	03E	LMA	\$303.74
2016	101	5938	6906679	3.129-16 - San Jacinto Mountain Community Center Project	03E	LMA	\$101,531.25
2016	101	5938	6906697	3.129-16 - San Jacinto Mountain Community Center Project	03E	LMA	\$196.79
2016	101	5938	6912768	3.129-16 - San Jacinto Mountain Community Center Project	03E	LMA	\$323.31
2016	101	5938	6921993	3.129-16 - San Jacinto Mountain Community Center Project	03E	LMA	\$35,925.20
2016	101	5938	6922034	3.129-16 - San Jacinto Mountain Community Center Project	03E	LMA	\$331.18
2021	81	6616	6804464	1.120-21 - Lakeland Village Community Center Improvement Project Phase II	03E	LMA	\$5,474.88
2021	84	6624	6811084	1.122-21 - Good Hope Community Center Improvement Project	03E	LMA	\$166,798.75
2021	84	6624	6843438	1.122-21 - Good Hope Community Center Improvement Project	03E	LMA	\$192.73
2023	66	6834	6866165	9.242-23 - Home Gardens Library Improvement Project	03E	LMA	\$1,410.02
2023	66	6834	6868147	9.242-23 - Home Gardens Library Improvement Project	03E	LMA	\$119,200.00
2023	66	6834	6893559	9.242-23 - Home Gardens Library Improvement Project	03E	LMA	\$32,473.50
2023	67	6835	6866165	9.243-23 - Mecca Library Renovation Project	03E	LMA	\$953.27
2023	67	6835	6868147	9.243-23 - Mecca Library Renovation Project	03E	LMA	\$178,800.00
2023	67	6835	6876778	9.243-23 - Mecca Library Renovation Project	03E	LMA	\$62.48
2023	67	6835	6884395	9.243-23 - Mecca Library Renovation Project	03E	LMA	\$51.95
2023	67	6835	6890704	9.243-23 - Mecca Library Renovation Project	03E	LMA	\$105.09
2023	67	6835	6893559	9.243-23 - Mecca Library Renovation Project	03E	LMA	\$27,446.90
2023	67	6835	6895713	9.243-23 - Mecca Library Renovation Project	03E	LMA	\$50.49
2023	67	6835	6903000	9.243-23 - Mecca Library Renovation Project	03E	LMA	\$49.38
					03E	Matrix Code	\$1,601,109.96
2020	57	6428	6801705	4.252-20 - Mecca Sports Park	03F	LMA	\$179.92
2020	61	6432	6801710	4.CO.24-20 - Bagdouma Park Rehabilitation Project	03F	LMA	\$98.45
2020	61	6432	6814343	4.CO.24-20 - Bagdouma Park Rehabilitation Project	03F	LMA	\$116.61
2020	61	6432	6829868	4.CO.24-20 - Bagdouma Park Rehabilitation Project	03F	LMA	\$126.25
2020	61	6432	6835354	4.CO.24-20 - Bagdouma Park Rehabilitation Project	03F	LMA	\$240,423.19
2020	62	6433	6801705	4.DHS.33-20 - Reflection Park (Hot Springs Park)	03F	LMA	\$24.42
2020	62	6433	6829876	4.DHS.33-20 - Reflection Park (Hot Springs Park)	03F	LMA	\$25.34
2020	68	6439	6804469	5.BEA.44-20 - Rangel Park Improvements	03F	LMA	\$23,588.94
2020	68	6439	6814355	5.BEA.44-20 - Rangel Park Improvements	03F	LMA	\$289.58
2020	71	6442	6801705	5.BN.48-20 - Repplier Park Rehabilitation and Improvement Project	03F	LMA	\$111.51
2020	71	6442	6814355	5.BN.48-20 - Repplier Park Rehabilitation and Improvement Project	03F	LMA	\$125.94
2020	71	6442	6835354	5.BN.48-20 - Repplier Park Rehabilitation and Improvement Project	03F	LMA	\$20,749.63
2020	71	6442	6843416	5.BN.48-20 - Repplier Park Rehabilitation and Improvement Project	03F	LMA	\$251.06
2020	71	6442	6887633	5.BN.48-20 - Repplier Park Rehabilitation and Improvement Project	03F	LMA	\$28,301.32
2021	56	6586	6801705	4.266-21 - John Kelley Elementary School Playground Improvements	03F	LMA	\$171.62
2021	56	6586	6843416	4.266-21 - John Kelley Elementary School Playground Improvements	03F	LMA	\$219.14
2021	56	6586	6854004	4.266-21 - John Kelley Elementary School Playground Improvements	03F	LMA	\$431.09
2021	56	6586	6876778	4.266-21 - John Kelley Elementary School Playground Improvements	03F	LMA	\$113.68
2021	56	6586	6884395	4.266-21 - John Kelley Elementary School Playground Improvements	03F	LMA	\$115.11
2021	56	6586	6890720	4.266-21 - John Kelley Elementary School Playground Improvements	03F	LMA	\$69.87
2021	56	6586	6906700	4.266-21 - John Kelley Elementary School Playground Improvements	03F	LMA	\$131.20
2021	56	6586	6912772	4.266-21 - John Kelley Elementary School Playground Improvements	03F	LMA	\$665.71
2021	66	6595	6804455	4.BL.54-21 - Park Improvements	03F	LMA	\$356.01
2021	66	6595	6814359	4.BL.54-21 - Park Improvements	03F	LMA	\$383.24
2021	66	6595	6829884	4.BL.54-21 - Park Improvements	03F	LMA	\$262.57
2021	66	6595	6854005	4.BL.54-21 - Park Improvements	03F	LMA	\$37.08
2021	66	6595	6856781	4.BL.54-21 - Park Improvements	03F	LMA	\$81.18
2021	66	6595	6902996	4.BL.54-21 - Park Improvements	03F	LMA	\$182.25
2021	66	6595	6906689	4.BL.54-21 - Park Improvements	03F	LMA	\$65.59
2021	67	6596	6801705	4.CO.25-21 - Bagdouma Park Rehabilitation Project, Phase II	03F	LMA	\$24.42
2021	67	6596	6843416	4.CO.25-21 - Bagdouma Park Rehabilitation Project, Phase II	03F	LMA	\$101.28
2021	67	6596	6874328	4.CO.25-21 - Bagdouma Park Rehabilitation Project, Phase II	03F	LMA	\$322,435.00
2021	68	6597	6801705	4.DHS.34-21 - Park Improvements	03F	LMA	\$579.21
2021	68	6597	6814355	4.DHS.34-21 - Park Improvements	03F	LMA	\$260.72
2021	68	6597	6829876	4.DHS.34-21 - Park Improvements	03F	LMA	\$215.09
2021	68	6597	6829894	4.DHS.34-21 - Park Improvements	03F	LMA	\$151.68
2021	68	6597	6838095	4.DHS.34-21 - Park Improvements	03F	LMA	\$57,522.43
2021	68	6597	6838103	4.DHS.34-21 - Park Improvements	03F	LMA	\$303,607.00
2021	68	6597	6854007	4.DHS.34-21 - Park Improvements	03F	LMA	\$63.57
2021	72	6601	6814355	5.BN.51-21 - Lion's Park Project	03F	LMA	\$62.97
2021	72	6601	6843416	5.BN.51-21 - Lion's Park Project	03F	LMA	\$62.76
2021	72	6601	6890103	5.BN.51-21 - Lion's Park Project	03F	LMA	\$2,034.28
2021	73	6602	6814355	5.BN.52-21 - Roosevelt Williams Park Project	03F	LMA	\$62.97
2021	73	6602	6843416	5.BN.52-21 - Roosevelt Williams Park Project	03F	LMA	\$62.76
2021	74	6603	6814355	5.BN.53-21 - Sylvan Park Improvement Project	03F	LMA	\$62.97
2021	74	6603	6843416	5.BN.53-21 - Sylvan Park Improvement Project	03F	LMA	\$62.76
2021	74	6603	6890103	5.BN.53-21 - Sylvan Park Improvement Project	03F	LMA	\$4,875.34
2022	27	6651	6801705	1.LE.84-22 - City Park Improvements	03F	LMA	\$171.62



Office of Community Planning and Development  
U.S. Department of Housing and Urban Development  
Integrated Disbursement and Information System  
PR26 - CDBG Financial Summary Report  
Program Year 2023  
RIVERSIDE COUNTY , CA

DATE: 09-05-24  
TIME: 12:43  
PAGE: 4

Plan Year	IDIS Project	IDIS Activity	Voucher Number	Activity Name	Matrix Code	National Objective	Drawn Amount
2022	27	6651	6829884	1.LE.84-22 - City Park Improvements	03F	LMA	\$129.68
2022	27	6651	6836399	1.LE.84-22 - City Park Improvements	03F	LMA	\$125.94
2022	27	6651	6859516	1.LE.84-22 - City Park Improvements	03F	LMA	\$163.88
2022	27	6651	6876778	1.LE.84-22 - City Park Improvements	03F	LMA	\$227.35
2022	32	6656	6804455	2.NR.60-22 - Pikes Peak Park ADA Synthetic Poured In Place Surface Project	03F	LMC	\$55.75
2022	32	6656	6811071	2.NR.60-22 - Pikes Peak Park ADA Synthetic Poured In Place Surface Project	03F	LMC	\$187.79
2022	32	6656	6811075	2.NR.60-22 - Pikes Peak Park ADA Synthetic Poured In Place Surface Project	03F	LMC	\$745.88
2022	50	6674	6804455	3.SJ.09-22 - Mistletoe Park Restroom Facility Improvement Project	03F	LMA	\$94.70
2022	50	6674	6814359	3.SJ.09-22 - Mistletoe Park Restroom Facility Improvement Project	03F	LMA	\$96.87
2022	50	6674	6843423	3.SJ.09-22 - Mistletoe Park Restroom Facility Improvement Project	03F	LMA	\$25.32
2022	50	6674	6887633	3.SJ.09-22 - Mistletoe Park Restroom Facility Improvement Project	03F	LMA	\$6,557.50
2022	50	6674	6912765	3.SJ.09-22 - Mistletoe Park Restroom Facility Improvement Project	03F	LMA	\$435.08
2022	58	6683	6829815	4.283-22 - Thermal Community Park Project	03F	LMA	\$100,000.00
2022	58	6683	6829884	4.283-22 - Thermal Community Park Project	03F	LMA	\$50.69
2022	58	6683	6843416	4.283-22 - Thermal Community Park Project	03F	LMA	\$65.74
2022	63	6688	6843423	4.CO.27-22 - Bagdouma Park Rehabilitation Project Phase III	03F	LMA	\$101.28
2022	63	6688	6854005	4.CO.27-22 - Bagdouma Park Rehabilitation Project Phase III	03F	LMA	\$63.57
2022	63	6688	6874331	4.CO.27-22 - Bagdouma Park Rehabilitation Project Phase III	03F	LMA	\$287,565.00
2022	63	6688	6880874	4.CO.27-22 - Bagdouma Park Rehabilitation Project Phase III	03F	LMA	\$1,800.00
2022	73	6696	6895705	5.BN.58-22 - Sylvan Park Improvement Project II	03F	LMA	\$68.62
2023	28	6765	6854008	2.LE.85-23 - City Park Improvements Project Phase II	03F	LMA	\$169.96
2023	31	6768	6854008	2.NR.61-23 - Community Center Park ADA Synthetic Poured In Place Surface Project	03F	LMC	\$184.19
2023	37	6774	6854008	3.204-23 - Cottonwood Park Enhancement and Accessibility Improvement Project	03F	LMC	\$318.23
2023	54	6792	6854008	4.DHS.37-23 - Reflection Park Phase II	03F	LMA	\$204.58
2023	60	6798	6854008	5.BN.60-23 - Sylvan Park Improvement Project Phase III	03F	LMA	\$169.96
2022	60	6685	6801705	4.285-22 - Automatic Security Gates	03G	LMC	\$172.29
2022	60	6685	6814355	4.285-22 - Automatic Security Gates	03G	LMC	\$288.01
2022	60	6685	6829876	4.285-22 - Automatic Security Gates	03G	LMC	\$208.30
2022	60	6685	6836399	4.285-22 - Automatic Security Gates	03G	LMC	\$79.56
2022	60	6685	6853996	4.285-22 - Automatic Security Gates	03G	LMC	\$37,808.00
2022	68	6693	6829884	5.112-22 - Bogart Regional Park ADA Parking Lot Improvements	03G	LMC	\$401.18
2022	68	6693	6838110	5.112-22 - Bogart Regional Park ADA Parking Lot Improvements	03G	LMC	\$93.78
2022	68	6693	6843423	5.112-22 - Bogart Regional Park ADA Parking Lot Improvements	03G	LMC	\$90.97
2022	68	6693	6876777	5.112-22 - Bogart Regional Park ADA Parking Lot Improvements	03G	LMC	\$113.68
2022	68	6693	6884379	5.112-22 - Bogart Regional Park ADA Parking Lot Improvements	03G	LMC	\$58,266.00
2022	68	6693	6884397	5.112-22 - Bogart Regional Park ADA Parking Lot Improvements	03G	LMC	\$57.56
2022	68	6693	6890716	5.112-22 - Bogart Regional Park ADA Parking Lot Improvements	03G	LMC	\$139.74
2022	68	6693	6895705	5.112-22 - Bogart Regional Park ADA Parking Lot Improvements	03G	LMC	\$68.62
2023	58	6796	6854008	5.114-23 - Bogart Regional Park ADA Parking Lot Improvements Project Phase II	03G	LMC	\$169.96
2022	77	6718	6858358	1.127-22 - Mead Valley Road Improvement	03K	LMA	\$9,519.71
2022	77	6718	6884378	1.127-22 - Mead Valley Road Improvement	03K	LMA	\$18,111.71
2022	77	6718	6889848	1.127-22 - Mead Valley Road Improvement	03K	LMA	\$32,368.58
2022	77	6718	6889855	1.127-22 - Mead Valley Road Improvement	03K	LMA	\$57,850.58
2022	77	6718	6890716	1.127-22 - Mead Valley Road Improvement	03K	LMA	\$105.09
2022	77	6718	6903692	1.127-22 - Mead Valley Road Improvement	03K	LMA	\$220,778.55
2022	77	6718	6906689	1.127-22 - Mead Valley Road Improvement	03K	LMA	\$47.09
2022	77	6718	6912765	1.127-22 - Mead Valley Road Improvement	03K	LMA	\$54.38
2022	77	6718	6922011	1.127-22 - Mead Valley Road Improvement	03K	LMA	\$7,291.12
2023	68	6836	6866165	9.244-23 - Lakeland Village Road Improvements Project	03K	LMA	\$72.74
2023	68	6836	6869509	9.244-23 - Lakeland Village Road Improvements Project	03K	LMA	\$8,292.75
2023	68	6836	6884375	9.244-23 - Lakeland Village Road Improvements Project	03K	LMA	\$6,012.51
2023	68	6836	6884395	9.244-23 - Lakeland Village Road Improvements Project	03K	LMA	\$103.91
2023	68	6836	6889835	9.244-23 - Lakeland Village Road Improvements Project	03K	LMA	\$505,353.50
2023	68	6836	6889848	9.244-23 - Lakeland Village Road Improvements Project	03K	LMA	\$10,341.24
2023	68	6836	6895713	9.244-23 - Lakeland Village Road Improvements Project	03K	LMA	\$50.49
2023	68	6836	6903000	9.244-23 - Lakeland Village Road Improvements Project	03K	LMA	\$148.15
2023	68	6836	6906701	9.244-23 - Lakeland Village Road Improvements Project	03K	LMA	\$47.09
2023	69	6843	6866179	9.246-23 - Meadowbrook Road Improvement Project	03K	LMA	\$72.74
2023	69	6843	6869522	9.246-23 - Meadowbrook Road Improvement Project	03K	LMA	\$6,874.46
2023	69	6843	6884378	9.246-23 - Meadowbrook Road Improvement Project	03K	LMA	\$3,288.51
2023	69	6843	6893533	9.246-23 - Meadowbrook Road Improvement Project	03K	LMA	\$128,223.65
2023	69	6843	6893541	9.246-23 - Meadowbrook Road Improvement Project	03K	LMA	\$341,613.38
2023	69	6843	6895711	9.246-23 - Meadowbrook Road Improvement Project	03K	LMA	\$50.49
2023	69	6843	6902998	9.246-23 - Meadowbrook Road Improvement Project	03K	LMA	\$148.15
2023	70	6844	6874325	9.245-23 - Good Hope Road Improvement Project	03K	LMA	\$27,000.00
2023	70	6844	6874328	9.245-23 - Good Hope Road Improvement Project	03K	LMA	\$57,185.83
2023	70	6844	6884397	9.245-23 - Good Hope Road Improvement Project	03K	LMA	\$187.17
2023	70	6844	6889848	9.245-23 - Good Hope Road Improvement Project	03K	LMA	\$152,230.17
2023	70	6844	6889855	9.245-23 - Good Hope Road Improvement Project	03K	LMA	\$184,818.00





Office of Community Planning and Development  
U.S. Department of Housing and Urban Development  
Integrated Disbursement and Information System  
PR26 - CDBG Financial Summary Report  
Program Year 2023  
RIVERSIDE COUNTY , CA

DATE: 09-05-24  
TIME: 12:43  
PAGE: 5

Plan Year	IDIS Project	IDIS Activity	Voucher Number	Activity Name	Matrix Code	National Objective	Drawn Amount
2023	70	6844	6889861	9.245-23 - Good Hope Road Improvement Project	03K	LMA	\$23,766.00
2023	70	6844	6895705	9.245-23 - Good Hope Road Improvement Project	03K	LMA	\$100.98
2023	70	6844	6902996	9.245-23 - Good Hope Road Improvement Project	03K	LMA	\$148.15
					03K	Matrix Code	\$1,802,256.87
2023	59	6797	6854008	5.BEA.50-23 - Pedestrian Sidewalk Safety Improvements Project	03L	LMA	\$616.94
2023	59	6797	6890704	5.BEA.50-23 - Pedestrian Sidewalk Safety Improvements Project	03L	LMA	\$521.93
2023	59	6797	6895712	5.BEA.50-23 - Pedestrian Sidewalk Safety Improvements Project	03L	LMA	\$357.33
2023	59	6797	6902999	5.BEA.50-23 - Pedestrian Sidewalk Safety Improvements Project	03L	LMA	\$397.48
2023	59	6797	6906700	5.BEA.50-23 - Pedestrian Sidewalk Safety Improvements Project	03L	LMA	\$883.85
2023	59	6797	6912772	5.BEA.50-23 - Pedestrian Sidewalk Safety Improvements Project	03L	LMA	\$363.74
					03L	Matrix Code	\$3,141.27
2022	39	6663	6895705	3.196-22 - Valley Restart Shelter Improvements	03S	LMC	\$431.87
2022	39	6663	6902996	3.196-22 - Valley Restart Shelter Improvements	03S	LMC	\$383.60
2022	39	6663	6906689	3.196-22 - Valley Restart Shelter Improvements	03S	LMC	\$222.77
2022	39	6663	6912765	3.196-22 - Valley Restart Shelter Improvements	03S	LMC	\$103.20
2022	59	6684	6804455	4.284-22 - Desert AIDS Project Fire Suppression Improvement Phase 5	03S	LMC	\$130.50
2022	59	6684	6829884	4.284-22 - Desert AIDS Project Fire Suppression Improvement Phase 5	03S	LMC	\$50.69
2022	59	6684	6838110	4.284-22 - Desert AIDS Project Fire Suppression Improvement Phase 5	03S	LMC	\$112.80
2022	59	6684	6843423	4.284-22 - Desert AIDS Project Fire Suppression Improvement Phase 5	03S	LMC	\$50.64
					03S	Matrix Code	\$1,486.07
2023	48	6785	6850319	4.291-23 - Harrison House Transitional Living Program	03T	LMC	\$10,000.00
2023	48	6785	6865098	4.291-23 - Harrison House Transitional Living Program	03T	LMC	\$10,000.00
2023	48	6785	6902577	4.291-23 - Harrison House Transitional Living Program	03T	LMC	\$27,585.45
2023	62	6806	6865097	4.295-23 - Las Mananitas I & II Migrant Farmworker Housing	03T	LMC	\$10,000.00
					03T	Matrix Code	\$57,585.45
2020	47	6418	6801705	3.MR.58-20 - Pedestrian Safety Enhancement	03Z	LMC	\$1,169.94
2020	47	6418	6814355	3.MR.58-20 - Pedestrian Safety Enhancement	03Z	LMC	\$324.88
2020	47	6418	6814359	3.MR.58-20 - Pedestrian Safety Enhancement	03Z	LMC	\$133.68
2020	47	6418	6838110	3.MR.58-20 - Pedestrian Safety Enhancement	03Z	LMC	\$772.14
2020	47	6418	6843423	3.MR.58-20 - Pedestrian Safety Enhancement	03Z	LMC	\$96.37
2020	47	6418	6853990	3.MR.58-20 - Pedestrian Safety Enhancement	03Z	LMC	\$170,907.05
2020	47	6418	6853992	3.MR.58-20 - Pedestrian Safety Enhancement	03Z	LMC	\$318,670.13
2020	47	6418	6854005	3.MR.58-20 - Pedestrian Safety Enhancement	03Z	LMC	\$1,479.32
2020	47	6418	6856781	3.MR.58-20 - Pedestrian Safety Enhancement	03Z	LMC	\$278.11
2020	79	6501	6804455	3.179-20 - Anza Community Hall ADA Upgrades	03Z	LMA	\$171.62
2020	79	6501	6814359	3.179-20 - Anza Community Hall ADA Upgrades	03Z	LMA	\$125.94
2020	79	6501	6829884	3.179-20 - Anza Community Hall ADA Upgrades	03Z	LMA	\$123.28
2020	79	6501	6876777	3.179-20 - Anza Community Hall ADA Upgrades	03Z	LMA	\$444.37
2020	79	6501	6884397	3.179-20 - Anza Community Hall ADA Upgrades	03Z	LMA	\$115.11
2020	79	6501	6890716	3.179-20 - Anza Community Hall ADA Upgrades	03Z	LMA	\$195.30
2020	79	6501	6895705	3.179-20 - Anza Community Hall ADA Upgrades	03Z	LMA	\$68.62
2021	58	6575	6801705	3.MR.64-21 - Pedestrian Safety Enhancement Project	03Z	LMC	\$527.54
2021	58	6575	6814355	3.MR.64-21 - Pedestrian Safety Enhancement Project	03Z	LMC	\$183.42
2021	58	6575	6829876	3.MR.64-21 - Pedestrian Safety Enhancement Project	03Z	LMC	\$337.75
2021	58	6575	6836399	3.MR.64-21 - Pedestrian Safety Enhancement Project	03Z	LMC	\$265.67
2021	58	6575	6838109	3.MR.64-21 - Pedestrian Safety Enhancement Project	03Z	LMC	\$48.26
2021	58	6575	6853992	3.MR.64-21 - Pedestrian Safety Enhancement Project	03Z	LMC	\$46,543.00
2021	58	6575	6853993	3.MR.64-21 - Pedestrian Safety Enhancement Project	03Z	LMC	\$110,927.58
2021	58	6575	6866165	3.MR.64-21 - Pedestrian Safety Enhancement Project	03Z	LMC	\$467.57
2021	58	6575	6876778	3.MR.64-21 - Pedestrian Safety Enhancement Project	03Z	LMC	\$375.59
2021	58	6575	6906700	3.MR.64-21 - Pedestrian Safety Enhancement Project	03Z	LMC	\$94.20
2021	58	6575	6912772	3.MR.64-21 - Pedestrian Safety Enhancement Project	03Z	LMC	\$108.77
2022	40	6664	6829884	3.197-22 - Louis M Jackson Park and Valle Vista Community Center Accessibility Project	03Z	LMC	\$126.47
2022	40	6664	6836404	3.197-22 - Louis M Jackson Park and Valle Vista Community Center Accessibility Project	03Z	LMC	\$157.42
2022	40	6664	6838110	3.197-22 - Louis M Jackson Park and Valle Vista Community Center Accessibility Project	03Z	LMC	\$156.31
2022	40	6664	6843423	3.197-22 - Louis M Jackson Park and Valle Vista Community Center Accessibility Project	03Z	LMC	\$282.44
2022	40	6664	6854005	3.197-22 - Louis M Jackson Park and Valle Vista Community Center Accessibility Project	03Z	LMC	\$138.93
2022	40	6664	6859527	3.197-22 - Louis M Jackson Park and Valle Vista Community Center Accessibility Project	03Z	LMC	\$131.10
2022	40	6664	6866175	3.197-22 - Louis M Jackson Park and Valle Vista Community Center Accessibility Project	03Z	LMC	\$237.54
2022	40	6664	6876777	3.197-22 - Louis M Jackson Park and Valle Vista Community Center Accessibility Project	03Z	LMC	\$253.19
2022	40	6664	6890716	3.197-22 - Louis M Jackson Park and Valle Vista Community Center Accessibility Project	03Z	LMC	\$209.62
2022	40	6664	6922011	3.197-22 - Louis M Jackson Park and Valle Vista Community Center Accessibility Project	03Z	LMC	\$140,000.00
2022	41	6665	6829884	3.198-22 - Valley-Wide's Sport Center Accessibility Project	03Z	LMC	\$126.47
2022	41	6665	6876777	3.198-22 - Valley-Wide's Sport Center Accessibility Project	03Z	LMC	\$124.01
2022	41	6665	6890716	3.198-22 - Valley-Wide's Sport Center Accessibility Project	03Z	LMC	\$62.72
2022	41	6665	6902996	3.198-22 - Valley-Wide's Sport Center Accessibility Project	03Z	LMC	\$121.50
2022	41	6665	6906689	3.198-22 - Valley-Wide's Sport Center Accessibility Project	03Z	LMC	\$65.59
2022	42	6666	6804455	3.199-22 - Winchester Park Accessibility Project Phase II	03Z	LMC	\$171.62
2022	42	6666	6829884	3.199-22 - Winchester Park Accessibility Project Phase II	03Z	LMC	\$126.47
2022	42	6666	6866175	3.199-22 - Winchester Park Accessibility Project Phase II	03Z	LMC	\$203.59



Office of Community Planning and Development  
U.S. Department of Housing and Urban Development  
Integrated Disbursement and Information System  
PR26 - CDBG Financial Summary Report  
Program Year 2023  
RIVERSIDE COUNTY , CA

DATE: 09-05-24  
TIME: 12:43  
PAGE: 6

Plan Year	IDIS Project	IDIS Activity	Voucher Number	Activity Name	Matrix Code	National Objective	Drawn Amount
2022	42	6666	6876777	3.199-22 - Winchester Park Accessibility Project Phase II	03Z	LMC	\$124.01
2022	42	6666	6890716	3.199-22 - Winchester Park Accessibility Project Phase II	03Z	LMC	\$188.15
2022	42	6666	6902996	3.199-22 - Winchester Park Accessibility Project Phase II	03Z	LMC	\$121.50
2022	42	6666	6906689	3.199-22 - Winchester Park Accessibility Project Phase II	03Z	LMC	\$65.59
2022	47	6671	6804455	3.MR.73-22 - Pedestrian Safety Enhancement Project	03Z	LMC	\$183.41
2022	47	6671	6814359	3.MR.73-22 - Pedestrian Safety Enhancement Project	03Z	LMC	\$395.96
2022	47	6671	6829884	3.MR.73-22 - Pedestrian Safety Enhancement Project	03Z	LMC	\$589.20
2022	47	6671	6836404	3.MR.73-22 - Pedestrian Safety Enhancement Project	03Z	LMC	\$318.80
2022	47	6671	6838110	3.MR.73-22 - Pedestrian Safety Enhancement Project	03Z	LMC	\$386.07
2022	47	6671	6854005	3.MR.73-22 - Pedestrian Safety Enhancement Project	03Z	LMC	\$159.99
2022	66	6691	6804455	4.LQ.47-22 - City of La Quinta Miscellaneous ADA Improvements	03Z	LMC	\$458.28
2022	66	6691	6814359	4.LQ.47-22 - City of La Quinta Miscellaneous ADA Improvements	03Z	LMC	\$280.58
2022	66	6691	6823548	4.LQ.47-22 - City of La Quinta Miscellaneous ADA Improvements	03Z	LMC	\$30,238.35
2022	66	6691	6823550	4.LQ.47-22 - City of La Quinta Miscellaneous ADA Improvements	03Z	LMC	\$140,371.86
2022	66	6691	6829884	4.LQ.47-22 - City of La Quinta Miscellaneous ADA Improvements	03Z	LMC	\$210.66
2022	66	6691	6836404	4.LQ.47-22 - City of La Quinta Miscellaneous ADA Improvements	03Z	LMC	\$106.08
2022	66	6691	6843423	4.LQ.47-22 - City of La Quinta Miscellaneous ADA Improvements	03Z	LMC	\$109.57
2022	66	6691	6850317	4.LQ.47-22 - City of La Quinta Miscellaneous ADA Improvements	03Z	LMC	\$9,738.79
2023	40	6777	6854008	3.MR.76-23 - Pedestrian Safety Enhancement Project	03Z	LMC	\$428.47
2023	55	6793	6854008	4.LQ.48-23 - City of La Quinta Miscellaneous ADA Improvements	03Z	LMC	\$318.23
2023	55	6793	6866181	4.LQ.48-23 - City of La Quinta Miscellaneous ADA Improvements	03Z	LMC	\$203.59
2023	55	6793	6876773	4.LQ.48-23 - City of La Quinta Miscellaneous ADA Improvements	03Z	LMC	\$248.02
2023	55	6793	6884400	4.LQ.48-23 - City of La Quinta Miscellaneous ADA Improvements	03Z	LMC	\$115.11
2023	55	6793	6890720	4.LQ.48-23 - City of La Quinta Miscellaneous ADA Improvements	03Z	LMC	\$575.41
2023	55	6793	6902999	4.LQ.48-23 - City of La Quinta Miscellaneous ADA Improvements	03Z	LMC	\$53.82
2023	55	6793	6906681	4.LQ.48-23 - City of La Quinta Miscellaneous ADA Improvements	03Z	LMC	\$175,210.00
2023	55	6793	6906700	4.LQ.48-23 - City of La Quinta Miscellaneous ADA Improvements	03Z	LMC	\$131.20
2023	55	6793	6912772	4.LQ.48-23 - City of La Quinta Miscellaneous ADA Improvements	03Z	LMC	\$80.83
2023	32	6769	6865097	2.NR.62-23 - Senior Center Recreation and Community Services	03Z	Matrix Code	\$1,159,061.73
					05A	LMC	\$12,500.00
					05A	Matrix Code	\$12,500.00
2023	42	6779	6893559	3.MR.78-23 - Cultivating Inclusion Inc.	05B	LMC	\$10,000.00
2023	46	6783	6880881	4.289-23 - Training Dogs for Blind Individuals	05B	LMC	\$10,860.10
2023	46	6783	6893559	4.289-23 - Training Dogs for Blind Individuals	05B	LMC	\$9,139.90
					05B	Matrix Code	\$30,000.00
2023	26	6763	6858365	2.86-23 - YMCA Teen Leadership Scholarship Program	05D	LMC	\$10,000.00
2023	57	6795	6884384	5.113-23 - Teen Leaders Program	05D	LMC	\$10,000.00
					05D	Matrix Code	\$20,000.00
2023	18	6755	6865097	0.255-23 - SAFE and Healthy Families	05G	LMC	\$12,989.59
2023	18	6755	6893559	0.255-23 - SAFE and Healthy Families	05G	LMC	\$13,010.41
					05G	Matrix Code	\$26,000.00
2023	14	6751	6880881	0.251-23 - Cancer Support Services	05M	LMC	\$2,588.91
2023	14	6751	6893559	0.251-23 - Cancer Support Services	05M	LMC	\$3,825.64
2023	30	6767	6893559	2.LE.87-23 - Vista Community Clinic Program	05M	LMC	\$21,000.00
					05M	Matrix Code	\$27,414.55
2023	17	6754	6865097	0.254-23 - Riverside County Court Appointed Special Advocate (CASA) Program	05N	LMC	\$72,036.45
2023	17	6754	6895702	0.254-23 - Riverside County Court Appointed Special Advocate (CASA) Program	05N	LMC	\$17,963.55
					05N	Matrix Code	\$90,000.00
2022	11	6634	6795968	9.230-22 - Community Enhancement Program	05V	LMA	\$724.45
2023	63	6831	6850317	9.239-23 - Community Enhancement Program	05V	LMA	\$7,877.51
2023	63	6831	6850319	9.239-23 - Community Enhancement Program	05V	LMA	\$21,143.04
2023	63	6831	6858365	9.239-23 - Community Enhancement Program	05V	LMA	\$7,086.20
2023	63	6831	6865097	9.239-23 - Community Enhancement Program	05V	LMA	\$416.77
2023	63	6831	6866084	9.239-23 - Community Enhancement Program	05V	LMA	\$1,353.30
2023	63	6831	6874331	9.239-23 - Community Enhancement Program	05V	LMA	\$854.09
2023	63	6831	6880874	9.239-23 - Community Enhancement Program	05V	LMA	\$1,462.43
2023	63	6831	6887642	9.239-23 - Community Enhancement Program	05V	LMA	\$19,329.59
2023	63	6831	6889855	9.239-23 - Community Enhancement Program	05V	LMA	\$10,697.89
2023	63	6831	6893545	9.239-23 - Community Enhancement Program	05V	LMA	\$2,220.97
2023	63	6831	6902575	9.239-23 - Community Enhancement Program	05V	LMA	\$4,435.03
2023	63	6831	6902577	9.239-23 - Community Enhancement Program	05V	LMA	\$12,395.71
2023	63	6831	6912837	9.239-23 - Community Enhancement Program	05V	LMA	\$27,310.22
					05V	Matrix Code	\$117,307.20
2023	15	6752	6843484	0.252-23 - H.O.P.E Pantry Program	05W	LMC	\$30,903.85
2023	15	6752	6858365	0.252-23 - H.O.P.E Pantry Program	05W	LMC	\$9,674.00
2023	15	6752	6880881	0.252-23 - H.O.P.E Pantry Program	05W	LMC	\$25,659.45
2023	15	6752	6896684	0.252-23 - H.O.P.E Pantry Program	05W	LMC	\$20,289.23
2023	15	6752	6912837	0.252-23 - H.O.P.E Pantry Program	05W	LMC	\$22,727.47
2023	33	6770	6865097	3.200-23 - Menifee Valley Community Cupboard	05W	LMC	\$6,667.00
2023	36	6773	6896684	3.203-23 - Western Eagle Hunger Relief Food Box Program	05W	LMC	\$12,500.00



Office of Community Planning and Development  
U.S. Department of Housing and Urban Development  
Integrated Disbursement and Information System  
PR26 - CDBG Financial Summary Report  
Program Year 2023  
RIVERSIDE COUNTY , CA

DATE: 09-05-24  
TIME: 12:43  
PAGE: 7

Plan Year	IDIS Project	IDIS Activity	Voucher Number	Activity Name	Matrix Code	National Objective	Drawn Amount
2023	64	6832	6880881	9.240-23 - Food Assistance Program	05W	LMC	\$25,000.00
2023	65	6833	6853998	9.241-23 - Emergency Food Assistance	05W	LMC	\$15,000.00
2023	65	6833	6865097	9.241-23 - Emergency Food Assistance	05W	LMC	\$11,435.06
2023	65	6833	6884384	9.241-23 - Emergency Food Assistance	05W	LMC	\$3,564.94
					05W	Matrix Code	\$183,421.00
2022	52	6676	6795968	4.276-22 - Community Wellness Program	05Z	LMC	\$1,700.00
2023	12	6749	6880881	9.238-23 - Idyllwild Help Center	05Z	LMC	\$10,000.00
2023	13	6750	6859547	0.250-23 - Operation School Bell	05Z	LMC	\$78,657.00
2023	16	6753	6874698	0.253-23 - Navigation Center	05Z	LMC	\$8,583.50
2023	16	6753	6880881	0.253-23 - Navigation Center	05Z	LMC	\$7,912.02
2023	16	6753	6889861	0.253-23 - Navigation Center	05Z	LMC	\$8,354.48
2023	20	6757	6843484	0.257-23 - Kin Care	05Z	LMC	\$5,975.29
2023	20	6757	6858365	0.257-23 - Kin Care	05Z	LMC	\$5,809.09
2023	20	6757	6880881	0.257-23 - Kin Care	05Z	LMC	\$6,024.35
2023	20	6757	6884384	0.257-23 - Kin Care	05Z	LMC	\$2,191.27
2023	21	6758	6843484	0.258-23 - Care-A-Van Transit	05Z	LMC	\$17,588.40
2023	21	6758	6887648	0.258-23 - Care-A-Van Transit	05Z	LMC	\$12,757.60
2023	22	6759	6887648	0.259-23 - Full STEAM Ahead 3.0	05Z	LMC	\$15,000.00
2023	23	6760	6874698	0.260-23 - Murrieta Comprehensive Care Program	05Z	LMC	\$44,250.00
2023	24	6761	6880881	0.261-23 - Camp Kids	05Z	LMC	\$24,000.00
2023	29	6766	6893559	2.LE.86-23 - Boys and Girls Club Scholarship Program	05Z	LMC	\$8,000.00
2023	34	6771	6853998	3.201-23 - Youth Scholarship Program	05Z	LMC	\$2,400.00
2023	34	6771	6858365	3.201-23 - Youth Scholarship Program	05Z	LMC	\$1,068.75
2023	34	6771	6893559	3.201-23 - Youth Scholarship Program	05Z	LMC	\$2,952.50
2023	34	6771	6906681	3.201-23 - Youth Scholarship Program	05Z	LMC	\$310.00
2023	35	6772	6884384	3.202-23 - Empowerment Village Program	05Z	LMC	\$5,000.00
2023	43	6780	6922019	3.MR.79-23 - Boys & Girls Club Scholarship Program	05Z	LMC	\$10,000.00
2023	44	6781	6869527	4.287-23 - Mecca Comfort Station	05Z	LMC	\$50,000.00
2023	45	6782	6874698	4.288-23 - Eastern Coachella Valley Reading Program	05Z	LMC	\$10,000.00
2023	56	6794	6906681	4.LQ.49-23 - Membership Fees Waiver/Reduction Program	05Z	LMC	\$16,419.00
					05Z	Matrix Code	\$354,953.25
2021	24	6625	6811077	0.238-21-1 - Home Rehab Activity	14A	LMH	\$5,913.03
2021	24	6625	6811084	0.238-21-1 - Home Rehab Activity	14A	LMH	\$59.47
2021	24	6626	6811077	0.238-21-2- Home Rehab Activity	14A	LMH	\$1,166.00
2021	24	6626	6811084	0.238-21-2- Home Rehab Activity	14A	LMH	\$1,972.50
2021	24	6626	6811086	0.238-21-2- Home Rehab Activity	14A	LMH	\$8,684.00
2021	24	6627	6835352	0.238-21-3- Home Rehab Activity	14A	LMH	\$1,522.67
2021	24	6627	6835356	0.238-21-3- Home Rehab Activity	14A	LMH	\$14,821.33
2022	12	6704	6814382	9.231-22-1 - Home Rehab Activity	14A	LMH	\$24,273.75
2022	12	6704	6825482	9.231-22-1 - Home Rehab Activity	14A	LMH	\$13,207.66
2022	12	6704	6825490	9.231-22-1 - Home Rehab Activity	14A	LMH	\$9,683.59
2022	12	6705	6814382	9.231-22-3 - Home Rehab Activity	14A	LMH	\$25,422.75
2022	12	6705	6823537	9.231-22-3 - Home Rehab Activity	14A	LMH	\$8,105.63
2022	12	6705	6823544	9.231-22-3 - Home Rehab Activity	14A	LMH	\$6,673.00
2022	12	6706	6795980	9.231-22-4 - Home Rehab Activity	14A	LMH	\$640.00
2022	12	6706	6825490	9.231-22-4 - Home Rehab Activity	14A	LMH	\$35,497.50
2022	12	6706	6858354	9.231-22-4 - Home Rehab Activity	14A	LMH	\$3,144.12
2022	12	6706	6858361	9.231-22-4 - Home Rehab Activity	14A	LMH	\$9,516.70
2022	12	6726	6804469	9.231-22-5 - Home Rehab Activity	14A	LMH	\$640.00
2022	12	6726	6850316	9.231-22-5 - Home Rehab Activity	14A	LMH	\$17,899.50
2022	12	6726	6903078	9.231-22-5 - Home Rehab Activity	14A	LMH	\$5,966.50
2022	12	6727	6804469	9.231-22-6 - Home Rehab Activity	14A	LMH	\$640.00
2022	12	6727	6850316	9.231-22-6 - Home Rehab Activity	14A	LMH	\$23,927.25
2022	12	6727	6889835	9.231-22-6 - Home Rehab Activity	14A	LMH	\$7,975.75
2022	12	6728	6804469	9.231-22-7 - Home Rehab Activity	14A	LMH	\$715.33
2022	12	6728	6850316	9.231-22-7 - Home Rehab Activity	14A	LMH	\$29,062.50
2022	12	6728	6893536	9.231-22-7 - Home Rehab Activity	14A	LMH	\$9,612.17
2022	12	6728	6893545	9.231-22-7 - Home Rehab Activity	14A	LMH	\$75.33
2022	12	6812	6890099	9.231-22-8 - Home Rehab Activity	14A	LMH	\$21,206.00
2022	12	6812	6912745	9.231-22-8 - Home Rehab Activity	14A	LMH	\$7,069.00
2022	12	6813	6902990	9.231-22-9 - Home Rehab Activity	14A	LMH	\$15,000.00
2022	12	6813	6903078	9.231-22-9 - Home Rehab Activity	14A	LMH	\$15,202.50
2022	12	6814	6889835	9.231-22-10 - Home Rehab Activity	14A	LMH	\$32,783.25
2022	12	6814	6922000	9.231-22-10 - Home Rehab Activity	14A	LMH	\$7,216.75
2022	12	6814	6922011	9.231-22-10 - Home Rehab Activity	14A	LMH	\$28,298.03
2022	12	6816	6902577	9.231-22-12 - Home Rehab Activity	14A	LMH	\$30,169.50
2022	12	6817	6887635	9.231-22-13 - Home Rehab Activity	14A	LMH	\$17,797.50
2022	12	6826	6912755	9.231-22-18 - Home Rehab Activity	14A	LMH	\$35,790.00
2022	22	6707	6804469	0.249-22-1 - Home Rehab Activity	14A	LMH	\$718.52
2022	22	6707	6804471	0.249-22-1 - Home Rehab Activity	14A	LMH	\$34,028.98
2022	22	6707	6866071	0.249-22-1 - Home Rehab Activity	14A	LMH	\$3,971.02



Office of Community Planning and Development  
U.S. Department of Housing and Urban Development  
Integrated Disbursement and Information System  
PR26 - CDBG Financial Summary Report  
Program Year 2023  
RIVERSIDE COUNTY , CA

DATE: 09-05-24  
TIME: 12:43  
PAGE: 8

Plan Year	IDIS Project	IDIS Activity	Voucher Number	Activity Name	Matrix Code	National Objective	Drawn Amount
2022	22	6707	6866074	0.249-22-1 - Home Rehab Activity	14A	LMH	\$8,911.48
2022	22	6708	6795976	0.249-22-2 - Home Rehab Activity	14A	LMH	\$640.00
2022	22	6708	6829812	0.249-22-2 - Home Rehab Activity	14A	LMH	\$30,750.00
2022	22	6708	6866071	0.249-22-2 - Home Rehab Activity	14A	LMH	\$8,610.00
2022	22	6708	6866074	0.249-22-2 - Home Rehab Activity	14A	LMH	\$1,640.00
2022	22	6709	6829812	0.249-22-3 - Home Rehab Activity	14A	LMH	\$8,852.50
2022	22	6710	6804471	0.249-22-4 - Home Rehab Activity	14A	LMH	\$11,426.86
2022	22	6710	6804473	0.249-22-4 - Home Rehab Activity	14A	LMH	\$3,160.64
2022	22	6710	6850317	0.249-22-4 - Home Rehab Activity	14A	LMH	\$9,602.50
2022	22	6711	6795968	0.249-22-5 - Home Rehab Activity	14A	LMH	\$640.00
2022	22	6711	6823550	0.249-22-5 - Home Rehab Activity	14A	LMH	\$28,500.00
2022	22	6711	6858361	0.249-22-5 - Home Rehab Activity	14A	LMH	\$20,496.00
2022	22	6712	6823550	0.249-22-6 - Home Rehab Activity	14A	LMH	\$24,448.50
2022	22	6712	6844390	0.249-22-6 - Home Rehab Activity	14A	LMH	\$12,849.50
2022	22	6713	6795968	0.249-22-7 - Home Rehab Activity	14A	LMH	\$800.00
2022	22	6713	6829815	0.249-22-7 - Home Rehab Activity	14A	LMH	\$22,875.00
2022	22	6713	6866074	0.249-22-7 - Home Rehab Activity	14A	LMH	\$14,175.00
2022	22	6714	6823550	0.249-22-8 - Home Rehab Activity	14A	LMH	\$15,666.00
2022	22	6714	6829815	0.249-22-8 - Home Rehab Activity	14A	LMH	\$6,842.00
2022	22	6715	6804461	0.249-22-9 - Home Rehab Activity	14A	LMH	\$6,048.71
2022	22	6715	6804473	0.249-22-9 - Home Rehab Activity	14A	LMH	\$16,848.79
2022	22	6715	6829815	0.249-22-9 - Home Rehab Activity	14A	LMH	\$7,632.50
2022	22	6723	6850317	0.249-22-11 - Home Rehab Activity	14A	LMH	\$37,794.00
2022	22	6723	6890098	0.249-22-11 - Home Rehab Activity	14A	LMH	\$1,056.88
2022	22	6723	6890100	0.249-22-11 - Home Rehab Activity	14A	LMH	\$2,664.12
2022	22	6723	6890103	0.249-22-11 - Home Rehab Activity	14A	LMH	\$7,870.00
2022	22	6723	6902577	0.249-22-11 - Home Rehab Activity	14A	LMH	\$500.00
2022	22	6724	6795968	0.249-22-12 - Home Rehab Activity	14A	LMH	\$92.93
2022	22	6724	6804473	0.249-22-12 - Home Rehab Activity	14A	LMH	\$716.62
2022	22	6724	6850317	0.249-22-12 - Home Rehab Activity	14A	LMH	\$29,636.64
2022	22	6724	6889855	0.249-22-12 - Home Rehab Activity	14A	LMH	\$15,585.50
2022	22	6725	6804473	0.249-22-13 - Home Rehab Activity	14A	LMH	\$640.00
2022	22	6725	6850317	0.249-22-13 - Home Rehab Activity	14A	LMH	\$36,091.50
2022	22	6725	6889855	0.249-22-13 - Home Rehab Activity	14A	LMH	\$12,430.50
2022	22	6805	6880870	0.249-22-14 - Home Rehab Activity	14A	LMH	\$13,004.45
2022	22	6805	6880874	0.249-22-14 - Home Rehab Activity	14A	LMH	\$22,605.55
2022	22	6837	6895691	0.249-22-15 - Home Rehab Activity	14A	LMH	\$1,000.00
2022	22	6838	6895691	0.249-22-16 - Home Rehab Activity	14A	LMH	\$800.00
2022	22	6839	6895691	0.249-22-17 - Home Rehab Activity	14A	LMH	\$500.00
2022	22	6840	6895699	0.249-22-18 - Home Rehab Activity	14A	LMH	\$1,000.00
2022	22	6841	6895694	0.249-22-19 - Home Rehab Activity	14A	LMH	\$1,000.00
2022	22	6842	6895694	0.249-22-20 - Home Rehab Activity	14A	LMH	\$1,000.00
2023	19	6809	6887648	0.256-23-3 - Home Rehab Activity	14A	LMH	\$31,396.50
2023	19	6809	6922004	0.256-23-3 - Home Rehab Activity	14A	LMH	\$6,922.00
2023	19	6809	6922019	0.256-23-3 - Home Rehab Activity	14A	LMH	\$8,603.50
2023	19	6810	6890103	0.256-23-4 - Home Rehab Activity	14A	LMH	\$22,950.00
2023	19	6810	6922019	0.256-23-4 - Home Rehab Activity	14A	LMH	\$9,600.00
2023	19	6811	6890103	0.256-23-5 - Home Rehab Activity	14A	LMH	\$34,173.75
2023	19	6822	6887588	0.256-23-6 - Home Rehab Activity	14A	LMH	\$8,346.59
2023	19	6822	6887633	0.256-23-6 - Home Rehab Activity	14A	LMH	\$6,128.41
2023	19	6822	6922000	0.256-23-6 - Home Rehab Activity	14A	LMH	\$4,825.00
2023	19	6829	6922019	0.256-23-8 - Home Rehab Activity	14A	LMH	\$35,475.00
2023	52	6823	6912837	4.BL.57-23-1 - Home Rehab Activity	14A	LMH	\$30,467.25
2023	52	6824	6912837	4.BL.57-23-2 - Home Rehab Activity	14A	LMH	\$36,881.25
2023	52	6825	6912755	4.BL.57-23-3 - Home Rehab Activity	14A	LMH	\$22,192.00
2023	52	6825	6912837	4.BL.57-23-3 - Home Rehab Activity	14A	LMH	\$11,033.00
2023	53	6845	6895702	4.CO.28-23-1 - Home Rehab Activity	14A	LMH	\$1,100.00
2023	53	6846	6903695	4.CO.28-23-2 - Home Rehab Activity	14A	LMH	\$900.00
2023	53	6847	6895702	4.CO.28-23-3 - Home Rehab Activity	14A	LMH	\$800.00
2023	53	6848	6903695	4.CO.28-23-4 - Home Rehab Activity	14A	LMH	\$1,000.00
2023	53	6849	6903695	4.CO.28-23-5 - Home Rehab Activity	14A	LMH	\$1,000.00
2023	53	6850	6903695	4.CO.28-23-6 - Home Rehab Activity	14A	LMH	\$700.00
2023	53	6851	6903695	4.CO.28-23-7 - Home Rehab Activity	14A	LMH	\$900.00
2023	53	6852	6903695	4.CO.28-23-8 - Home Rehab Activity	14A	LMH	\$800.00
					14A	Matrix Code	\$1,239,668.00
2021	13	6613	6801714	9.223-21 - AD - REHAB ADMIN ADC - Home Enhancement	14H	LMH	\$19,187.58
2021	13	6613	6804471	9.223-21 - AD - REHAB ADMIN ADC - Home Enhancement	14H	LMH	\$144.74
2021	13	6613	6811084	9.223-21 - AD - REHAB ADMIN ADC - Home Enhancement	14H	LMH	\$640.00
2021	13	6613	6829894	9.223-21 - AD - REHAB ADMIN ADC - Home Enhancement	14H	LMH	\$20,542.92
2022	12	6703	6795968	9.231-22-AD - REHAB ADMIN ADC - Home Enhancement	14H	LMH	\$2,990.45
2022	12	6703	6795981	9.231-22-AD - REHAB ADMIN ADC - Home Enhancement	14H	LMH	\$640.00





Office of Community Planning and Development  
U.S. Department of Housing and Urban Development  
Integrated Disbursement and Information System  
PR26 - CDBG Financial Summary Report  
Program Year 2023  
RIVERSIDE COUNTY , CA

DATE: 09-05-24  
TIME: 12:43  
PAGE: 9

Plan Year	IDIS Project	IDIS Activity	Voucher Number	Activity Name	Matrix Code	National Objective	Drawn Amount
2022	12	6703	6801715	9.231-22-AD - REHAB ADMIN ADC - Home Enhancement	14H	LMH	\$1,714.39
2022	12	6703	6804473	9.231-22-AD - REHAB ADMIN ADC - Home Enhancement	14H	LMH	\$80.00
2022	12	6703	6814372	9.231-22-AD - REHAB ADMIN ADC - Home Enhancement	14H	LMH	\$2,110.09
2022	12	6703	6823550	9.231-22-AD - REHAB ADMIN ADC - Home Enhancement	14H	LMH	\$7,916.73
2022	12	6703	6829903	9.231-22-AD - REHAB ADMIN ADC - Home Enhancement	14H	LMH	\$30,934.19
2022	12	6703	6835357	9.231-22-AD - REHAB ADMIN ADC - Home Enhancement	14H	LMH	\$2,001.60
2022	12	6703	6836412	9.231-22-AD - REHAB ADMIN ADC - Home Enhancement	14H	LMH	\$13,546.27
2022	12	6703	6838115	9.231-22-AD - REHAB ADMIN ADC - Home Enhancement	14H	LMH	\$13,510.48
2022	12	6703	6843455	9.231-22-AD - REHAB ADMIN ADC - Home Enhancement	14H	LMH	\$11,986.16
2022	12	6703	6843480	9.231-22-AD - REHAB ADMIN ADC - Home Enhancement	14H	LMH	\$5,790.00
2022	12	6703	6850317	9.231-22-AD - REHAB ADMIN ADC - Home Enhancement	14H	LMH	\$10,555.28
2022	12	6703	6854008	9.231-22-AD - REHAB ADMIN ADC - Home Enhancement	14H	LMH	\$21,846.49
2022	12	6703	6856782	9.231-22-AD - REHAB ADMIN ADC - Home Enhancement	14H	LMH	\$10,503.17
2022	12	6703	6858351	9.231-22-AD - REHAB ADMIN ADC - Home Enhancement	14H	LMH	\$416.88
2022	12	6703	6858361	9.231-22-AD - REHAB ADMIN ADC - Home Enhancement	14H	LMH	\$8,980.56
2022	12	6703	6859535	9.231-22-AD - REHAB ADMIN ADC - Home Enhancement	14H	LMH	\$7,855.45
2022	12	6703	6866181	9.231-22-AD - REHAB ADMIN ADC - Home Enhancement	14H	LMH	\$12,031.30
2022	12	6703	6874331	9.231-22-AD - REHAB ADMIN ADC - Home Enhancement	14H	LMH	\$1,600.04
2022	12	6703	6876773	9.231-22-AD - REHAB ADMIN ADC - Home Enhancement	14H	LMH	\$23,870.84
2022	12	6703	6880874	9.231-22-AD - REHAB ADMIN ADC - Home Enhancement	14H	LMH	\$1,745.00
2022	12	6703	6884400	9.231-22-AD - REHAB ADMIN ADC - Home Enhancement	14H	LMH	\$11,799.15
2022	12	6703	6889855	9.231-22-AD - REHAB ADMIN ADC - Home Enhancement	14H	LMH	\$3,243.71
2022	12	6703	6890720	9.231-22-AD - REHAB ADMIN ADC - Home Enhancement	14H	LMH	\$8,535.35
2023	11	6827	6887648	9.237-23 - AD - REHAB ADMIN ADC - Home Enhancement Program	14H	LMH	\$8,574.11
2023	11	6827	6890725	9.237-23 - AD - REHAB ADMIN ADC - Home Enhancement Program	14H	LMH	\$15,940.36
2023	11	6827	6893559	9.237-23 - AD - REHAB ADMIN ADC - Home Enhancement Program	14H	LMH	\$1,056.21
2023	11	6827	6895713	9.237-23 - AD - REHAB ADMIN ADC - Home Enhancement Program	14H	LMH	\$11,877.38
2023	11	6827	6903000	9.237-23 - AD - REHAB ADMIN ADC - Home Enhancement Program	14H	LMH	\$11,191.35
2023	11	6827	6903695	9.237-23 - AD - REHAB ADMIN ADC - Home Enhancement Program	14H	LMH	\$1,250.39
2023	11	6827	6906701	9.237-23 - AD - REHAB ADMIN ADC - Home Enhancement Program	14H	LMH	\$9,585.19
2023	11	6827	6912776	9.237-23 - AD - REHAB ADMIN ADC - Home Enhancement Program	14H	LMH	\$10,743.03
					14H	Matrix Code	\$326,936.84
2022	21	6645	6811086	0.248-22 - CDBG Assisted Code Enforcement	15	LMA	\$132,924.60
2023	38	6775	6903695	3.205-23 - CDBG Assisted Code Enforcement	15	LMA	\$19,660.00
2023	38	6775	6914500	3.205-23 - CDBG Assisted Code Enforcement	15	LMA	\$50,665.50
					15	Matrix Code	\$203,250.10
2020	75	6736	6829804	3.MR.59-20-18 - Eb Cutz LLC	18A	LMJ	\$7,337.05
2020	75	6736	6829810	3.MR.59-20-18 - Eb Cutz LLC	18A	LMJ	\$2,662.95
2020	75	6737	6829810	3.MR.59-20-17 - Orchard Nail & Spa	18A	LMJ	\$10,000.00
2020	75	6738	6829810	3.MR.59-20-19 - Elite Nails & Spa	18A	LMJ	\$10,000.00
2020	75	6739	6829810	3.MR.59-20-24 - Steel Nutz, Inc.	18A	LMJ	\$10,000.00
2020	75	6740	6829810	3.MR.59-20-28 - Happiness Nails & Spa	18A	LMJ	\$10,000.00
2020	75	6741	6829810	3.MR.59-20-29 - Pho Doa #1	18A	LMJ	\$10,000.00
2020	75	6742	6829810	3.MR.59-20-21 - Me By Muna Inc. dba Elias Shoes	18A	LMJ	\$10,000.00
					18A	Matrix Code	\$70,000.00
Total							\$9,093,965.68

LINE 27 DETAIL: ACTIVITIES INCLUDED IN THE COMPUTATION OF LINE 27

Plan Year	IDIS Project	IDIS Activity	Voucher Number	Activity to prevent, prepare for, and respond to Coronavirus	Activity Name	Grant Number	Fund Type	Matrix Code	National Objective	Drawn Amount
2023	48	6785	6850319	No	4.291-23 - Harrison House Transitional Living Program	B23UC060506	EN	03T	LMC	\$10,000.00
2023	48	6785	6865098	No	4.291-23 - Harrison House Transitional Living Program	B18UC060506	EN	03T	LMC	\$10,000.00
2023	48	6785	6902577	No	4.291-23 - Harrison House Transitional Living Program	B23UC060506	EN	03T	LMC	\$27,585.45
2023	62	6806	6865097	No	4.295-23 - Las Mananitas I & II Migrant Farmworker Housing	B23UC060506	EN	03T	LMC	\$10,000.00
2023	32	6769	6865097	No	2.NR.62-23 - Senior Center Recreation and Community Services	B23UC060506	EN	03T	Matrix Code	\$57,585.45
								05A	LMC	\$12,500.00
2023	42	6779	6893559	No	3.MR.78-23 - Cultivating Inclusion Inc.	B23UC060506	EN	05A	Matrix Code	\$12,500.00
								05B	LMC	\$10,000.00
2023	46	6783	6880881	No	4.289-23 - Training Dogs for Blind Individuals	B23UC060506	EN	05B	LMC	\$10,860.10
2023	46	6783	6893559	No	4.289-23 - Training Dogs for Blind Individuals	B23UC060506	EN	05B	LMC	\$9,139.90
2023	26	6763	6858365	No	2.86-23 - YMCA Teen Leadership Scholarship Program	B23UC060506	EN	05B	Matrix Code	\$30,000.00
								05D	LMC	\$10,000.00
2023	57	6795	6884384	No	5.113-23 - Teen Leaders Program	B23UC060506	EN	05D	LMC	\$10,000.00
2023	18	6755	6865097	No	0.255-23 - SAFE and Healthy Families	B23UC060506	EN	05D	Matrix Code	\$20,000.00
								05G	LMC	\$12,989.59
2023	18	6755	6893559	No	0.255-23 - SAFE and Healthy Families	B23UC060506	EN	05G	LMC	\$13,010.41



Office of Community Planning and Development  
U.S. Department of Housing and Urban Development  
Integrated Disbursement and Information System  
PR26 - CDBG Financial Summary Report  
Program Year 2023  
RIVERSIDE COUNTY , CA

DATE: 09-05-24  
TIME: 12:43  
PAGE: 10

Plan Year	IDIS Project	IDIS Activity	Voucher Number	Activity to prevent, prepare for, and respond to Coronavirus	Activity Name	Grant Number	Fund Type	Matrix Code	National Objective	Drawn Amount
2023	14	6751	6880881	No	0.251-23 - Cancer Support Services	B23UC060506	EN	05G	Matrix Code	\$26,000.00
2023	14	6751	6893559	No	0.251-23 - Cancer Support Services	B23UC060506	EN	05M	LMC	\$2,588.91
2023	30	6767	6893559	No	2.LE.87-23 - Vista Community Clinic Program	B23UC060506	EN	05M	LMC	\$3,825.64
								05M	Matrix Code	\$21,000.00
2023	17	6754	6865097	No	0.254-23 - Riverside County Court Appointed Special Advocate (CASA) Program	B23UC060506	EN	05N	LMC	\$27,414.55
2023	17	6754	6895702	No	0.254-23 - Riverside County Court Appointed Special Advocate (CASA) Program	B23UC060506	EN	05N	LMC	\$72,036.45
								05N	Matrix Code	\$17,963.55
								05N	Matrix Code	\$90,000.00
2022	11	6634	6795968	No	9.230-22 - Community Enhancement Program	B22UC060506	EN	05V	LMA	\$724.45
2023	63	6831	6850317	No	9.239-23 - Community Enhancement Program	B22UC060506	EN	05V	LMA	\$7,877.51
2023	63	6831	6850319	No	9.239-23 - Community Enhancement Program	B23UC060506	EN	05V	LMA	\$21,143.04
2023	63	6831	6858365	No	9.239-23 - Community Enhancement Program	B23UC060506	EN	05V	LMA	\$7,086.20
2023	63	6831	6865097	No	9.239-23 - Community Enhancement Program	B23UC060506	EN	05V	LMA	\$416.77
2023	63	6831	6866084	No	9.239-23 - Community Enhancement Program	B23UC060506	EN	05V	LMA	\$1,353.30
2023	63	6831	6874331	No	9.239-23 - Community Enhancement Program	B22UC060506	EN	05V	LMA	\$854.09
2023	63	6831	6880874	No	9.239-23 - Community Enhancement Program	B22UC060506	EN	05V	LMA	\$1,462.43
2023	63	6831	6887642	No	9.239-23 - Community Enhancement Program	B22UC060506	EN	05V	LMA	\$19,329.59
2023	63	6831	6889855	No	9.239-23 - Community Enhancement Program	B22UC060506	EN	05V	LMA	\$10,697.89
2023	63	6831	6893545	No	9.239-23 - Community Enhancement Program	B22UC060506	EN	05V	LMA	\$2,220.97
2023	63	6831	6902575	No	9.239-23 - Community Enhancement Program	B22UC060506	EN	05V	LMA	\$4,435.03
2023	63	6831	6902577	No	9.239-23 - Community Enhancement Program	B23UC060506	EN	05V	LMA	\$12,395.71
2023	63	6831	6912837	No	9.239-23 - Community Enhancement Program	B23UC060506	EN	05V	LMA	\$27,310.22
								05V	Matrix Code	\$117,307.20
2023	15	6752	6843484	No	0.252-23 - H.O.P.E Pantry Program	B23UC060506	EN	05W	LMC	\$30,903.85
2023	15	6752	6858365	No	0.252-23 - H.O.P.E Pantry Program	B23UC060506	EN	05W	LMC	\$9,674.00
2023	15	6752	6880881	No	0.252-23 - H.O.P.E Pantry Program	B23UC060506	EN	05W	LMC	\$25,659.45
2023	15	6752	6896684	No	0.252-23 - H.O.P.E Pantry Program	B23UC060506	EN	05W	LMC	\$20,289.23
2023	15	6752	6912837	No	0.252-23 - H.O.P.E Pantry Program	B23UC060506	EN	05W	LMC	\$22,727.47
2023	33	6770	6865097	No	3.200-23 - Menifee Valley Community Cupboard	B23UC060506	EN	05W	LMC	\$6,667.00
2023	36	6773	6896684	No	3.203-23 - Western Eagle Hunger Relief Food Box Program	B23UC060506	EN	05W	LMC	\$12,500.00
2023	64	6832	6880881	No	9.240-23 - Food Assistance Program	B23UC060506	EN	05W	LMC	\$25,000.00
2023	65	6833	6853998	No	9.241-23 - Emergency Food Assistance	B23UC060506	EN	05W	LMC	\$15,000.00
2023	65	6833	6865097	No	9.241-23 - Emergency Food Assistance	B23UC060506	EN	05W	LMC	\$11,435.06
2023	65	6833	6884384	No	9.241-23 - Emergency Food Assistance	B23UC060506	EN	05W	LMC	\$3,564.94
								05W	Matrix Code	\$183,421.00
2022	52	6676	6795968	No	4.276-22 - Community Wellness Program	B22UC060506	EN	05Z	LMC	\$1,700.00
2023	12	6749	6880881	No	9.238-23 - Idyllwild Help Center	B23UC060506	EN	05Z	LMC	\$10,000.00
2023	13	6750	6859547	No	0.250-23 - Operation School Bell	B23UC060506	EN	05Z	LMC	\$78,657.00
2023	16	6753	6874698	No	0.253-23 - Navigation Center	B23UC060506	EN	05Z	LMC	\$8,583.50
2023	16	6753	6880881	No	0.253-23 - Navigation Center	B23UC060506	EN	05Z	LMC	\$7,912.02
2023	16	6753	6889861	No	0.253-23 - Navigation Center	B23UC060506	EN	05Z	LMC	\$8,354.48
2023	20	6757	6843484	No	0.257-23 - Kin Care	B23UC060506	EN	05Z	LMC	\$5,975.29
2023	20	6757	6858365	No	0.257-23 - Kin Care	B23UC060506	EN	05Z	LMC	\$5,809.09
2023	20	6757	6880881	No	0.257-23 - Kin Care	B23UC060506	EN	05Z	LMC	\$6,024.35
2023	20	6757	6884384	No	0.257-23 - Kin Care	B23UC060506	EN	05Z	LMC	\$2,191.27
2023	21	6758	6843484	No	0.258-23 - Care-A-Van Transit	B23UC060506	EN	05Z	LMC	\$17,588.40
2023	21	6758	6887648	No	0.258-23 - Care-A-Van Transit	B23UC060506	EN	05Z	LMC	\$12,757.60
2023	22	6759	6887648	No	0.259-23 - Full STEAM Ahead 3.0	B23UC060506	EN	05Z	LMC	\$15,000.00
2023	23	6760	6874698	No	0.260-23 - Murrieta Comprehensive Care Program	B23UC060506	EN	05Z	LMC	\$44,250.00
2023	24	6761	6880881	No	0.261-23 - Camp Kids	B23UC060506	EN	05Z	LMC	\$24,000.00
2023	29	6766	6893559	No	2.LE.86-23 - Boys and Girls Club Scholarship Program	B23UC060506	EN	05Z	LMC	\$8,000.00
2023	34	6771	6853998	No	3.201-23 - Youth Scholarship Program	B23UC060506	EN	05Z	LMC	\$2,400.00
2023	34	6771	6858365	No	3.201-23 - Youth Scholarship Program	B23UC060506	EN	05Z	LMC	\$1,068.75
2023	34	6771	6893559	No	3.201-23 - Youth Scholarship Program	B23UC060506	EN	05Z	LMC	\$2,952.50
2023	34	6771	6906681	No	3.201-23 - Youth Scholarship Program	B23UC060506	EN	05Z	LMC	\$310.00
2023	35	6772	6884384	No	3.202-23 - Empowerment Village Program	B23UC060506	EN	05Z	LMC	\$5,000.00
2023	43	6780	6922019	No	3.MR.79-23 - Boys & Girls Club Scholarship Program	B23UC060506	EN	05Z	LMC	\$10,000.00
2023	44	6781	6869527	No	4.287-23 - Mecca Comfort Station	B23UC060506	EN	05Z	LMC	\$50,000.00
2023	45	6782	6874698	No	4.288-23 - Eastern Coachella Valley Reading Program	B23UC060506	EN	05Z	LMC	\$10,000.00
2023	56	6794	6906681	No	4.LQ.49-23 - Membership Fees Waiver/Reduction Program	B23UC060506	EN	05Z	LMC	\$16,419.00
								05Z	Matrix Code	\$354,953.25
				No	Activity to prevent, prepare for, and respond to Coronavirus					\$919,181.45
Total										\$919,181.45

Office of Community Planning and Development  
U.S. Department of Housing and Urban Development  
Integrated Disbursement and Information System



**PART I: SUMMARY OF CDBG-CV RESOURCES**

01 CDBG-CV GRANT	10,405,129.00
02 FUNDS RETURNED TO THE LINE-OF-CREDIT	0.00
03 FUNDS RETURNED TO THE LOCAL CDBG ACCOUNT	0.00
04 TOTAL CDBG-CV FUNDS AWARDED	10,405,129.00

**PART II: SUMMARY OF CDBG-CV EXPENDITURES**

05 DISBURSEMENTS OTHER THAN SECTION 108 REPAYMENTS AND PLANNING/ADMINISTRATION	9,909,042.00
06 DISBURSED IN IDIS FOR PLANNING/ADMINISTRATION	496,087.00
07 DISBURSED IN IDIS FOR SECTION 108 REPAYMENTS	0.00
08 TOTAL EXPENDITURES (SUM, LINES 05 - 07)	10,405,129.00
09 UNEXPENDED BALANCE (LINE 04 - LINE8 )	0.00

**PART III: LOWMOD BENEFIT FOR THE CDBG-CV GRANT**

10 EXPENDED FOR LOW/MOD HOUSING IN SPECIAL AREAS	0.00
11 EXPENDED FOR LOW/MOD MULTI-UNIT HOUSING	0.00
12 DISBURSED FOR OTHER LOW/MOD ACTIVITIES	9,909,042.00
13 TOTAL LOW/MOD CREDIT (SUM, LINES 10 - 12)	9,909,042.00
14 AMOUNT SUBJECT TO LOW/MOD BENEFIT (LINE 05)	9,909,042.00
15 PERCENT LOW/MOD CREDIT (LINE 13/LINE 14)	100.00%

**PART IV: PUBLIC SERVICE (PS) CALCULATIONS**

16 DISBURSED IN IDIS FOR PUBLIC SERVICES	9,909,042.00
17 CDBG-CV GRANT	10,405,129.00
18 PERCENT OF FUNDS DISBURSED FOR PS ACTIVITIES (LINE 16/LINE 17)	95.23%

**PART V: PLANNING AND ADMINISTRATION (PA) CAP**

19 DISBURSED IN IDIS FOR PLANNING/ADMINISTRATION	496,087.00
20 CDBG-CV GRANT	10,405,129.00
21 PERCENT OF FUNDS DISBURSED FOR PA ACTIVITIES (LINE 19/LINE 20)	4.77%





Office of Community Planning and Development  
U.S. Department of Housing and Urban Development  
Integrated Disbursement and Information System  
PR26 - CDBG-CV Financial Summary Report  
RIVERSIDE COUNTY , CA

DATE: 08-23-24  
TIME: 15:59  
PAGE: 2

LINE 10 DETAIL: ACTIVITIES TO CONSIDER IN DETERMINING THE AMOUNT TO ENTER ON LINE 10

No data returned for this view. This might be because the applied filter excludes all data.

LINE 11 DETAIL: ACTIVITIES TO CONSIDER IN DETERMINING THE AMOUNT TO ENTER ON LINE 11

No data returned for this view. This might be because the applied filter excludes all data.

LINE 12 DETAIL: ACTIVITIES INCLUDED IN THE COMPUTATION OF LINE 12

Plan Year	IDIS Project	IDIS Activity	Voucher Number	Activity Name	Matrix Code	National Objective	Drawn Amount
2019	87	6493	6442199	7.101-19CV-1 - United Way of the Inland Valley	05Q	LMC	\$811,875.00
			6461200	7.101-19CV-1 - United Way of the Inland Valley	05Q	LMC	\$2,160,000.00
			6492975	7.101-19CV-1 - United Way of the Inland Valley	05Q	LMC	\$513,412.00
			6615966	7.101-19CV-1 - United Way of the Inland Valley	05Q	LMC	\$2,732,637.00
		6494	6441148	7.101-19CV-2 - Lift to Rise	05Q	LMC	\$1,676,250.00
			6461203	7.101-19CV-2 - Lift to Rise	05Q	LMC	\$2,014,868.00
<b>Total</b>							<b>\$9,909,042.00</b>

LINE 16 DETAIL: ACTIVITIES INCLUDED IN THE COMPUTATION OF LINE 16

Plan Year	IDIS Project	IDIS Activity	Voucher Number	Activity Name	Matrix Code	National Objective	Drawn Amount
2019	87	6493	6442199	7.101-19CV-1 - United Way of the Inland Valley	05Q	LMC	\$811,875.00
			6461200	7.101-19CV-1 - United Way of the Inland Valley	05Q	LMC	\$2,160,000.00
			6492975	7.101-19CV-1 - United Way of the Inland Valley	05Q	LMC	\$513,412.00
			6615966	7.101-19CV-1 - United Way of the Inland Valley	05Q	LMC	\$2,732,637.00
		6494	6441148	7.101-19CV-2 - Lift to Rise	05Q	LMC	\$1,676,250.00
			6461203	7.101-19CV-2 - Lift to Rise	05Q	LMC	\$2,014,868.00
<b>Total</b>							<b>\$9,909,042.00</b>

LINE 19 DETAIL: ACTIVITIES INCLUDED IN THE COMPUTATION OF LINE 19

Plan Year	IDIS Project	IDIS Activity	Voucher Number	Activity Name	Matrix Code	National Objective	Drawn Amount
2019	88	6377	6420426	7.102-19CV - CDBG-CV Program Administration	21A		\$24,208.40
			6424261	7.102-19CV - CDBG-CV Program Administration	21A		\$2,422.10
			6430891	7.102-19CV - CDBG-CV Program Administration	21A		\$3,818.17
			6430960	7.102-19CV - CDBG-CV Program Administration	21A		\$3,176.00
			6431984	7.102-19CV - CDBG-CV Program Administration	21A		\$4,826.07
			6432073	7.102-19CV - CDBG-CV Program Administration	21A		\$19,296.84
			6434025	7.102-19CV - CDBG-CV Program Administration	21A		\$5,908.98
			6441745	7.102-19CV - CDBG-CV Program Administration	21A		\$7,325.95
			6441785	7.102-19CV - CDBG-CV Program Administration	21A		\$374.00
			6441827	7.102-19CV - CDBG-CV Program Administration	21A		\$486.20
			6443747	7.102-19CV - CDBG-CV Program Administration	21A		\$471.78
			6444500	7.102-19CV - CDBG-CV Program Administration	21A		\$3,063.35



Office of Community Planning and Development  
U.S. Department of Housing and Urban Development  
Integrated Disbursement and Information System  
PR26 - CDBG-CV Financial Summary Report  
RIVERSIDE COUNTY , CA

DATE: 08-23-24  
TIME: 15:59  
PAGE: 3

Plan Year	IDIS Project	IDIS Activity	Voucher Number	Activity Name	Matrix Code	National Objective	Drawn Amount
2019	88	6377	6448673	7.102-19CV - CDBG-CV Program Administration	21A		\$73,903.09
			6448842	7.102-19CV - CDBG-CV Program Administration	21A		\$9,923.43
			6449452	7.102-19CV - CDBG-CV Program Administration	21A		\$9,246.69
			6451843	7.102-19CV - CDBG-CV Program Administration	21A		\$4,063.19
			6456072	7.102-19CV - CDBG-CV Program Administration	21A		\$4,864.89
			6457034	7.102-19CV - CDBG-CV Program Administration	21A		\$9,233.41
			6458747	7.102-19CV - CDBG-CV Program Administration	21A		\$7,970.62
			6467285	7.102-19CV - CDBG-CV Program Administration	21A		\$5,470.54
			6468908	7.102-19CV - CDBG-CV Program Administration	21A		\$2,374.90
			6471964	7.102-19CV - CDBG-CV Program Administration	21A		\$7,135.31
			6473079	7.102-19CV - CDBG-CV Program Administration	21A		\$1,487.17
			6473167	7.102-19CV - CDBG-CV Program Administration	21A		\$4,570.01
			6475665	7.102-19CV - CDBG-CV Program Administration	21A		\$3,623.00
			6481801	7.102-19CV - CDBG-CV Program Administration	21A		\$3,640.10
			6493376	7.102-19CV - CDBG-CV Program Administration	21A		\$4,173.62
			6493625	7.102-19CV - CDBG-CV Program Administration	21A		\$4,007.17
			6496165	7.102-19CV - CDBG-CV Program Administration	21A		\$5,600.51
			6502965	7.102-19CV - CDBG-CV Program Administration	21A		\$5,292.64
			6506526	7.102-19CV - CDBG-CV Program Administration	21A		\$5,734.40
			6508331	7.102-19CV - CDBG-CV Program Administration	21A		\$8,627.75
			6509124	7.102-19CV - CDBG-CV Program Administration	21A		\$32,304.20
			6592884	7.102-19CV - CDBG-CV Program Administration	21A		\$26,594.51
			6603731	7.102-19CV - CDBG-CV Program Administration	21A		\$527.07
			6605375	7.102-19CV - CDBG-CV Program Administration	21A		\$8,652.69
			6611536	7.102-19CV - CDBG-CV Program Administration	21A		\$901.71
			6623800	7.102-19CV - CDBG-CV Program Administration	21A		\$12,029.86
			6633931	7.102-19CV - CDBG-CV Program Administration	21A		\$6,465.07
			6646926	7.102-19CV - CDBG-CV Program Administration	21A		\$6,391.63
			6647979	7.102-19CV - CDBG-CV Program Administration	21A		\$15,000.00
			6676487	7.102-19CV - CDBG-CV Program Administration	21A		\$5,856.10
			6683301	7.102-19CV - CDBG-CV Program Administration	21A		\$11,322.17
			6690270	7.102-19CV - CDBG-CV Program Administration	21A		\$3,112.61
			6698344	7.102-19CV - CDBG-CV Program Administration	21A		\$2,327.56
			6701533	7.102-19CV - CDBG-CV Program Administration	21A		\$3,093.86
			6703739	7.102-19CV - CDBG-CV Program Administration	21A		\$3,265.55
			6709202	7.102-19CV - CDBG-CV Program Administration	21A		\$934.94
			6711775	7.102-19CV - CDBG-CV Program Administration	21A		\$2,539.07
			6714401	7.102-19CV - CDBG-CV Program Administration	21A		\$3,107.79
			6719277	7.102-19CV - CDBG-CV Program Administration	21A		\$3,969.88
			6723115	7.102-19CV - CDBG-CV Program Administration	21A		\$2,849.89
			6728665	7.102-19CV - CDBG-CV Program Administration	21A		\$2,947.01
			6736521	7.102-19CV - CDBG-CV Program Administration	21A		\$3,173.00
			6742504	7.102-19CV - CDBG-CV Program Administration	21A		\$3,036.09
			6747327	7.102-19CV - CDBG-CV Program Administration	21A		\$6,257.09
			6756152	7.102-19CV - CDBG-CV Program Administration	21A		\$3,065.57
			6760036	7.102-19CV - CDBG-CV Program Administration	21A		\$2,963.95
			6766051	7.102-19CV - CDBG-CV Program Administration	21A		\$3,130.98
			6776116	7.102-19CV - CDBG-CV Program Administration	21A		\$5,022.36
			6781389	7.102-19CV - CDBG-CV Program Administration	21A		\$2,763.97
			6782162	7.102-19CV - CDBG-CV Program Administration	21A		\$10,000.00
			6795813	7.102-19CV - CDBG-CV Program Administration	21A		\$8,532.87
			6801716	7.102-19CV - CDBG-CV Program Administration	21A		\$254.56
			6804459	7.102-19CV - CDBG-CV Program Administration	21A		\$10,700.18
			6814375	7.102-19CV - CDBG-CV Program Administration	21A		\$4,011.73
			6829936	7.102-19CV - CDBG-CV Program Administration	21A		\$6,366.00
			6836415	7.102-19CV - CDBG-CV Program Administration	21A		\$2,367.52
			6838124	7.102-19CV - CDBG-CV Program Administration	21A		\$2,141.60
			6843465	7.102-19CV - CDBG-CV Program Administration	21A		\$1,839.73
			6854012	7.102-19CV - CDBG-CV Program Administration	21A		\$4,398.80
			6856786	7.102-19CV - CDBG-CV Program Administration	21A		\$1,997.90
			6859538	7.102-19CV - CDBG-CV Program Administration	21A		\$2,080.93

[illegible]



U.S. Department of Housing and Urban Development  
Office of Community Planning and Development  
Integrated Disbursement and Information System  
HOME Summary of Accomplishments

DATE: 07-23-24  
TIME: 14:42  
PAGE: 1

Program Year: 2023  
Start Date 01-Jul-2023 - End Date 30-Jun-2024  
RIVERSIDE COUNTY  
Home Disbursements and Unit Completions

Activity Type	Disbursed Amount	Units Completed	Units Occupied
Rentals	\$1,100,000.00	11	11
Total, Rentals and TBRA	\$1,100,000.00	11	11
<b>Grand Total</b>	<b>\$1,100,000.00</b>	<b>11</b>	<b>11</b>

Home Unit Completions by Percent of Area Median Income

Activity Type	Units Completed		
	31% - 50%	Total 0% - 60%	Total 0% - 80%
Rentals	11	11	11
Total, Rentals and TBRA	11	11	11
<b>Grand Total</b>	<b>11</b>	<b>11</b>	<b>11</b>

Home Unit Reported As Vacant

Activity Type	Reported as Vacant
Rentals	0
Total, Rentals and TBRA	0
<b>Grand Total</b>	<b>0</b>

Home Unit Completions by Racial / Ethnic Category

	Rentals	
	Completed	Completed -
White	11	11
<b>Total</b>	<b>11</b>	<b>11</b>

	Total, Rentals and TBRA		Grand Total	
	Completed	Completed -	Completed	Completed -
White	11	11	11	11
<b>Total</b>	<b>11</b>	<b>11</b>	<b>11</b>	<b>11</b>



U.S. Department of Housing and Urban Development  
Office of Community Planning and Development  
Integrated Disbursement and Information System  
HOME-ARP Summary of Accomplishments

DATE: 09-05-24  
TIME: 12:03  
PAGE: 1

SUMMARY

Program Year: 2024

HOME-ARP Disbursements, Units Completed, and Households Assisted

Activity Type	Disbursed Amount	Units Completed	Units Occupied	Units Receiving Rental Operating	HH Assisted
Non-Congregate Shelter	\$0.00	0	N/A	N/A	N/A
Rental	\$2,000,000.00	68	67	N/A	N/A
Rental Operating	\$0.00	N/A	N/A	0	N/A
Supportive Services	\$0.00	N/A	N/A	N/A	0
Tenant-Based Rental Assistance (TBRA)	\$0.00	N/A	N/A	N/A	0
<b>Total</b>	<b>\$2,000,000.00</b>	<b>68</b>	<b>67</b>	<b>0</b>	<b>0</b>

HOME-ARP Unit Completions and Households Assisted by Qualifying Population and Percent of Area Median Income

Activity Type	Homeless	At-risk of Homeless	Other QP	Low Income HH	0% - 30%	31% - 50%	51% - 60%	61% - 80%	Total 0% - 80%
NCS Converted to AH	0	0	0	0	0	0	0	0	0
Rental	63	2	2	0	0	0	0	0	0
Tenant-Based Rental Assistance (TBRA)	0	0	0	N/A	N/A	N/A	N/A	N/A	N/A
<b>Total</b>	<b>63</b>	<b>2</b>	<b>2</b>	<b>0</b>	<b>0</b>	<b>0</b>	<b>0</b>	<b>0</b>	<b>0</b>

HOME-ARP Unit Reported As Vacant

Activity Type	Total	Reported as Vacant	Percentage
Non-Congregate Shelter	N/A	0	N/A
Rental	68	1	1.47%

HOME-ARP Veteran Status

Activity Type	Veteran Homeless	Veteran At-risk of Homeless	Veteran Other QP	Veteran Low Income
NCS Converted to AH	0	0	0	0
Rental	0	0	0	0
Tenant-Based Rental Assistance (TBRA)	0	0	0	N/A
<b>Total</b>	<b>0</b>	<b>0</b>	<b>0</b>	<b>0</b>



U.S. Department of Housing and Urban Development  
Office of Community Planning and Development  
Integrated Disbursement and Information System  
HOME-ARP Summary of Accomplishments

DATE: 09-05-24  
TIME: 12:03  
PAGE: 2

HOME-ARP Homeless Status

Activity Type	Total Homeless	Veteran Homeless	Total Non Homeless	Veteran Non Homeless
Supportive Services	0	0	0	0
<b>Total</b>	<b>0</b>	<b>0</b>	<b>0</b>	<b>0</b>

HOME-ARP Unit Completions and Households Assisted by Racial / Ethnic Category

	Rental				NCS Converted to AH			
	Total Units	Percentage	Hispanic	Percentage	Total Units	Percentage	Hispanic	Percentage
White	47	70.15%	5	38.46%	0		0	
Black/African American	6	8.96%	1	7.69%	0		0	
Asian	1	1.49%	0	0.00%	0		0	
American Indian/Alaskan Native	0	0.00%	0	0.00%	0		0	
Native Hawaiian/Other Pacific Islander	0	0.00%	0	0.00%	0		0	
American Indian/Alaskan Native & White	0	0.00%	0	0.00%	0		0	
Asian & White	0	0.00%	0	0.00%	0		0	
Black/African American & White	0	0.00%	0	0.00%	0		0	
Amer. Indian/Alaskan Native & Black/African Amer.	0	0.00%	0	0.00%	0		0	
Other multi-racial	13	19.40%	7	53.85%	0		0	
<b>Total</b>	<b>67</b>	<b>100.00%</b>	<b>13</b>	<b>100.00%</b>	<b>0</b>		<b>0</b>	

	Tenant-Based Rental Assistance (TBRA)			
	Total HH	Percentage	Hispanic	Percentage
White	0		0	
Black/African American	0		0	
Asian	0		0	
American Indian/Alaskan Native	0		0	
Native Hawaiian/Other Pacific Islander	0		0	
American Indian/Alaskan Native & White	0		0	
Asian & White	0		0	



U.S. Department of Housing and Urban Development  
Office of Community Planning and Development  
Integrated Disbursement and Information System  
HOME-ARP Summary of Accomplishments

DATE: 09-05-24  
TIME: 12:03  
PAGE: 3

	Tenant-Based Rental Assistance (TBRA)			
	Total HH	Percentage	Hispanic	Percentage
Black/African American & White	0		0	
Amer. Indian/Alaskan Native & Black/African Amer.	0		0	
Other multi-racial	0		0	
<b>Total</b>	<b>0</b>		<b>0</b>	

	Supportive Services	
	Total HH	Percentage
White	0	
Black/African American	0	
Asian	0	
American Indian/Alaskan Native	0	
Native Hawaiian/Other Pacific Islander	0	
Other multi-racial	0	
<b>Total</b>	<b>0</b>	<b>0.00%</b>

Hispanic/Latino	0	
-----------------	---	--



U.S. Department of Housing and Urban Development  
Office of Community Planning and Development  
Integrated Disbursement and Information System  
HOME-ARP Summary of Accomplishments

DATE: 09-05-24  
TIME: 12:03  
PAGE: 4

RIVERSIDE COUNTY

Program Year: 2024

Start Date 01-Jul-2024 - End Date 30-Jun-2025

HOME-ARP Disbursements, Units Completed, and Households Assisted

Activity Type	Disbursed Amount	Units Completed	Units Occupied	Units Receiving Rental Operating	HH Assisted
Non-Congregate Shelter			N/A	N/A	N/A
Rental	\$2,000,000.00	68	67	N/A	N/A
Rental Operating		N/A	N/A		N/A
Supportive Services		N/A	N/A	N/A	
Tenant-Based Rental Assistance (TBRA)		N/A	N/A	N/A	
Total	\$2,000,000.00	68	67	0	0

HOME-ARP Unit Completions and Households Assisted by Qualifying Population and Percent of Area Median Income

Activity Type	Homeless	At-risk of Homeless	Other QP	Low Income HH	0% - 30%	31% - 50%	51% - 60%	61% - 80%	Total 0% - 80%
NCS Converted to AH									
Rental	63	2	2						
Tenant-Based Rental Assistance (TBRA)				N/A	N/A	N/A	N/A	N/A	N/A
Total	63	2	2	0	0	0	0	0	0

HOME-ARP Unit Reported As Vacant

Activity Type	Total	Reported as Vacant	Percentage
Non-Congregate Shelter	N/A	0	N/A
Rental	68	1	1.47%

HOME-ARP Veteran Status

Activity Type	Veteran Homeless	Veteran At-risk of Homeless	Veteran Other QP	Veteran Low Income
NCS Converted to AH				
Rental				
Tenant-Based Rental Assistance (TBRA)				N/A
Total	0	0	0	0





U.S. Department of Housing and Urban Development  
Office of Community Planning and Development  
Integrated Disbursement and Information System  
HOME-ARP Summary of Accomplishments

DATE: 09-05-24  
TIME: 12:03  
PAGE: 5

HOME-ARP Homeless Status

Activity Type	Total Homeless	Veteran Homeless	Total Non Homeless	Veteran Non Homeless
Supportive Services				
<b>Total</b>	<b>0</b>	<b>0</b>	<b>0</b>	<b>0</b>

HOME-ARP Unit Completions and Households Assisted by Racial / Ethnic Category

	RIVERSIDE COUNTY				RIVERSIDE COUNTY			
	Rental				NCS Converted to AH			
	Total Units	Percentage	Hispanic	Percentage	Total Units	Percentage	Hispanic	Percentage
White	47	70.15%	5	38.46%	0		0	
Black/African American	6	8.96%	1	7.69%	0		0	
Asian	1	1.49%	0	0.00%	0		0	
American Indian/Alaskan Native	0	0.00%	0	0.00%	0		0	
Native Hawaiian/Other Pacific Islander	0	0.00%	0	0.00%	0		0	
American Indian/Alaskan Native & White	0	0.00%	0	0.00%	0		0	
Asian & White	0	0.00%	0	0.00%	0		0	
Black/African American & White	0	0.00%	0	0.00%	0		0	
Amer. Indian/Alaskan Native & Black/African Amer.	0	0.00%	0	0.00%	0		0	
Other multi-racial	13	19.40%	7	53.85%	0		0	
<b>Total</b>	<b>67</b>	<b>100.00%</b>	<b>13</b>	<b>100.00%</b>	<b>0</b>		<b>0</b>	

	RIVERSIDE COUNTY			
	Tenant-Based Rental Assistance (TBRA)			
	Total HH	Percentage	Hispanic	Percentage
White	0		0	
Black/African American	0		0	
Asian	0		0	
American Indian/Alaskan Native	0		0	
Native Hawaiian/Other Pacific Islander	0		0	

## **APPENDIX B**

2023-24 CDBG ACTIVITY DETAIL SUMMARY REPORT – PR03



U.S. Department of Housing and Urban Development  
Office of Community Planning and Development  
Integrated Disbursement and Information System  
CDBG Activity Summary Report (GPR) for Program Year 2023  
RIVERSIDE COUNTY

Date: 03-Sep-2024  
Time: 17:43  
Page: 1

<b>PGM Year:</b>	2016	
<b>Project:</b>	0052 - 2.73-16 - Jurupa Valley Boxing Club Improvements	
<b>IDIS Activity:</b>	5878 - 2.73-16 - Jurupa Valley Boxing Club Improvements	
<b>Status:</b>	Completed 10/3/2023 5:09:34 PM	<b>Objective:</b> Create suitable living environments
<b>Location:</b>	5626 Mission Blvd Jurupa Valley, CA 92509-4401	<b>Outcome:</b> Availability/accessibility
		<b>Matrix Code:</b> Parking Facilities (03G)
		<b>National Objective:</b> LMC

**Activity to prevent, prepare for, and respond to Coronavirus:** No

**Initial Funding Date:** 09/15/2016

**Description:**

Riverside County Regional Park and Open-Space District will use CDBG funds to construct a new parking lot and perimeter fence at their Boxing Club facility. The new parking lot will provide 24 additional parking spaces adjacent to their location. The proposed parking lot would include lighting and a new 8 foot chain-link perimeter fence to improve safety. Proposed to benefit 168 low-income persons.

**Financing**

	Fund Type	Grant Year	Grant	Funded Amount	Drawn In Program Year	Drawn Thru Program Year
CDBG	EN	Pre-2015		\$37,151.82	\$0.00	\$0.00
		2014	B14UC060506		\$0.00	\$37,151.82
		2015	B15UC060506	\$237,769.00	\$0.00	\$237,769.00
		2016	B16UC060506	\$112,199.35	\$0.00	\$112,199.35
		2017	B17UC060506	\$100,000.00	\$0.00	\$100,000.00
		2019	B19UC060506	\$49,127.81	\$0.00	\$49,127.81
<b>Total</b>	<b>Total</b>			<b>\$536,247.98</b>	<b>\$0.00</b>	<b>\$536,247.98</b>

**Proposed Accomplishments**

Public Facilities : 1

**Actual Accomplishments**

	<b>Owner</b>		<b>Renter</b>		<b>Total</b>		<b>Person</b>	
<i>Number assisted:</i>	Total	Hispanic	Total	Hispanic	Total	Hispanic	Total	Hispanic
White:	0	0	0	0	0	0	241	231
Black/African American:	0	0	0	0	0	0	6	1
Asian:	0	0	0	0	0	0	8	0
American Indian/Alaskan Native:	0	0	0	0	0	0	0	0
Native Hawaiian/Other Pacific Islander:	0	0	0	0	0	0	1	0
American Indian/Alaskan Native & White:	0	0	0	0	0	0	1	0
Asian White:	0	0	0	0	0	0	0	0
Black/African American & White:	0	0	0	0	0	0	1	0
American Indian/Alaskan Native & Black/African American:	0	0	0	0	0	0	0	0
Other multi-racial:	0	0	0	0	0	0	0	0
Asian/Pacific Islander:	0	0	0	0	0	0	0	0
Hispanic:	0	0	0	0	0	0	0	0
<b>Total:</b>	<b>0</b>	<b>0</b>	<b>0</b>	<b>0</b>	<b>0</b>	<b>0</b>	<b>258</b>	<b>232</b>
Female-headed Households:	0		0		0			

*Income Category:*

	<b>Owner</b>	<b>Renter</b>	<b>Total</b>	<b>Person</b>
Extremely Low	0	0	0	0

Low Mod	0	0	0	0
Moderate	0	0	0	133
Non Low Moderate	0	0	0	125
Total	0	0	0	258
Percent Low/Mod				51.6%

#### Annual Accomplishments

Years	Accomplishment Narrative	# Benefitting
2016	Funding \$50,000. 2/23/17 reprog \$3,000 from idis#5878 for ADC, funding increased to \$53,000. 7/11/17 reprog \$33,048.21 from idis#5879, funding increased to \$86,048.21. 7/24/17 reprog \$4,171.41 for ADC from (\$2,063.09 idis#5900, \$1,341.89 idis#5899, \$766.43 idis#5354), funding increased to \$90,219.62. Project underway. The Jurupa Valley Boxing Club improvements will use CDBG funds to construct a facility adjacent parking lot to include a paved and fenced parking area, additional parking spaces, ADA compliant parking spaces and lighting for the purpose of creating a suitable living environment. The project is currently assigned to EDA project management staff to complete, staff is currently working on the RFP for design, project specifications and bid documents. Project is expected to be ready to accept bids for construction by late 2017. 0% of the project is complete at this time.	
2017	6/4/18 reprog \$4,000 from unencumbered for ADC, funding increased to \$94,219.62. 6/20/18 reprog \$274,154.39 from idis#5464, funding increased to \$368,374.01. Project is currently underway. Parking lot improvement and public safety project was approved by the Board of Supervisors with a budget of \$397,000. Project Management staff is procuring services of civil engineer/architect to complete design. Construction activities expected to be completed in 2018-2019.	
2018	Project underway 5/23/19. The Jurupa Valley Boxing Club improvements will use CDBG funds to construct a facility adjacent parking lot to include a paved and fenced parking area, additional parking spaces, ADA compliant parking spaces and lighting for the purpose of creating a suitable living environment. The project is currently assigned to EDA project management staff to complete, staff is currently working on the design portion of the project and completing specifications and bid documents. Project is expected to be ready to accept bids for construction by summer 2019. 0% of the project is complete at this time.	
2019	10.21.19 reprog \$53,236 (\$50,000 to project funds and \$3,236 to ADC) from unencumbered, funding increased to \$421,610.01. 5.11.2020 reprog \$100,000 from unencumbered, funding increased to \$521,610.01. Project underway 5/23/19. The Jurupa Valley Boxing Club improvements used CDBG funds to construct a facility-adjacent parking lot to include a paved and fenced parking area, additional parking spaces, ADA compliant parking spaces, and lighting for the purpose of creating a suitable living environment. At this time, the project is awaiting back-ordered solar lighting to be delivered and installed in order to be completed. The project is currently assigned to Facilities Management (FM) project management staff to supervise. FM staff is currently overseeing the construction portion of this project, which is expected to be completed by the end of August 2020. At this time, the project is at 80% completion.	
2020	2.5.2021 reprog \$8,392.02 from unencumbered, funding increased to \$530,002.03. 2.11.2021 reprog \$12,000 from unencumbered, funding increased to \$542,002.03. The project is 99% complete. The construction portion is complete, awaiting final reporting documents. The Jurupa Valley Boxing Club improvements used CDBG funds to construct a facility-adjacent parking lot to include a paved and fenced parking area, additional parking spaces, ADA compliant parking spaces, and lighting for the purpose of creating a suitable living environment.	
2021	8.19.2022 reprog \$5,754.05 unused ADC, funding decreased to \$536,247.98.	
2022	The project is 100% complete. The County staff used CDBG funds to construct a new parking lot and perimeter fence at their Boxing Club facility. The new parking lot provided 24 additional parking spaces adjacent to their location. The parking lot includes lighting and an 8-foot chain-link perimeter fence to improve safety for the purpose of availability and accessibility of creating a suitable living environment.	
2023	The project is 100% complete. The County staff used CDBG funds to construct a new parking lot and perimeter fence at their Boxing Club facility. The new parking lot provided 24 additional parking spaces adjacent to their location. The parking lot includes lighting and an 8-foot chain-link perimeter fence to improve safety for the purpose of availability and accessibility of creating a suitable living environment.	

<b>PGM Year:</b>	2016	
<b>Project:</b>	0101 - 3.129-16 - San Jacinto Mountain Community Center Project	
<b>IDIS Activity:</b>	5938 - 3.129-16 - San Jacinto Mountain Community Center Project	
<b>Status:</b>	Open	<b>Objective:</b> Create suitable living environments
<b>Location:</b>	PO Box 1770 54201 Ridgeview Drive Idyllwild, CA 92549-1770	<b>Outcome:</b> Sustainability
		<b>Matrix Code:</b> Neighborhood Facilities (03E) <b>National Objective:</b> LMA

**Activity to prevent, prepare for, and respond to Coronavirus:** No

**Initial Funding Date:** 10/25/2016

#### Description:

The San Jacinto Mountain Community Center (d.b.a., Idyllwild Community Center) is a non-profit organization serving the residents within the Idyllwild community. The Idyllwild Community Center will use CDBG funds for costs associated with the development of the facility. The 8,000 square foot facility is the second phase of improvements to the San Jacinto Mountain Community Center site and will include an activities area, an outdoor deck, a lobby gallery, and other amenities.

#### Financing

	Fund Type	Grant Year	Grant	Funded Amount	Drawn In Program Year	Drawn Thru Program Year
CDBG	EN	Pre-2015		\$3,676.78	\$0.00	\$0.00
		2014	B14UC060506		\$0.00	\$3,676.78
		2016	B16UC060506	\$251,819.78	\$0.00	\$251,819.78
		2017	B17UC060506	\$16,875.46	\$14,989.97	\$16,875.46
		2018	B18UC060506	\$735,491.81	\$616,777.47	\$735,491.81
		2019	B19UC060506	\$716,707.78	\$431,398.86	\$431,398.86
		2020	B20UC060506	\$5,000.00	\$4,874.22	\$4,985.10
		2021	B21UC060506	\$2,000.00	\$0.00	\$0.00
	LA	2003	B03UC060506	\$1,504.09	\$0.00	\$1,504.09
<b>Total</b>	<b>Total</b>			<b>\$1,733,075.70</b>	<b>\$1,068,040.52</b>	<b>\$1,445,751.88</b>

#### Proposed Accomplishments

Public Facilities : 1  
Total Population in Service Area: 12,000  
Census Tract Percent Low / Mod: 52.17

#### Annual Accomplishments

Years	Accomplishment Narrative	# Benefitting
2016	Substantial Amendment-10/24/16 reprog \$180,000 from idis#5853, funding increased to \$180,000. 10/24/16 reprog \$20,000 from idis#5853 for Activity Delivery Costs, funding increased to \$200,000. 12/14/16 (Torres-Martinez canceled project) increase \$1,504.09 from LA unencumbered/decrease \$1,504.09 EN to unencumbered, funding remains the same at \$200,000. 7/11/17 reprog \$100,000 from idis#5563, funding increased to \$300,000. Year end clean-up reprog unused ADC funding \$9,059.70 from (\$931.71 idis#5832, \$1,802.73 idis#5824, \$4,642.48 idis#5825, \$1,504.99 idis#5847, \$177.79 idis#5848), funding increased to \$309,059.70. Project activities underway. Project 0% complete to date. Currently, the County is undertaking administrative actions related to completing the Environmental Assessment for the project. The Public Notice indicating the Countys intent to adopt the Finding of No Significant Impact (FONSI) and Request for Release of Funds (RROF) is set to advertise on 7/20/17, with public comments due by August 22, 2017. The documents will be accepted and authorized on or about August 29, 2017 at the Riverside County Board of Supervisors meeting. Additionally, a preliminary review meeting is scheduled with the San Jacinto Mountain Community Center non-profit group, dba Idyllwild Community Center on August 2, 2017. Once this meeting takes place, the County will draft the CDBG Sponsors Agreement. There is no public benefit to report.	
2017	CDBG Project underway. Project currently 0% complete. The San Jacinto Mountains Community Center (SJMCC), non-profit organization, is in the process of completing other site improvements related to onsite drainage improvements, site development, and the installation of a community amphitheater. It is anticipated that the SJMCC will be prepared to hire a consultant to design the community center project in Fall of 2018, with construction commencing in Spring of 2019. To date, there is no public benefit to report.	
2018	10/31/18 reprog \$3,000 from unencumbered ADC, funding increased to \$312,059.70. 1/30/19 reprog \$4,800.63 from IDIS#6036, funding increased to \$316,860.33. 3/7/2019 reprog \$796,000 (\$790,000 project funds & \$6,000 ADC funding), funding increased \$1,112,860.33. CDBG Project activities continuing. Project is approximately 10%. The San Jacinto Mountains Community Center (SJMCC), a non-profit organization, has nearly completed Phase I (non-CDBG-funded portion) which has been delayed by wildfires, heavy snowfall, and record rainfall and flooding. Phase I includes drainage improvements, parking, site development, and the installation of a community amphitheater. Sponsor has completed and submitted plans and drawings to the County for final approval and permitting for Phase II (CDBG-funded portion). Sponsor is also continuing with fundraising for Phase II to reach the \$5,000,000 development cost estimate. Construction of Phase II expected to start late Fall 2019. To date, there is no public benefit to report.	
2019	8.17.2020 - The project sponsor has undergone a change in leadership and project management. In addition, other suitable facilities have become available to the SJMCC. Consequently, Phase II of the San Jacinto Mountains Community Center has been significantly scaled back in size, scope, and budget. The project now involves the construction of a 1,750 square foot building (instead of the 8,000 square foot facility) with an activities room, ticket booth/office space, small commercial kitchen, indoor and outdoor restrooms, landscaping, and security fencing. The project budget has been reduced from over \$6,000,000 to \$1,200,000. As of June 30, 2020, the project sponsor was preparing to bid out the initial fencing project, followed by the community center facility in late Fall 2020.	
2020	Project Update 7/9/2021: The San Jacinto Mountain Community Center (d.b.a., Idyllwild Community Center) is a non-profit organization serving the residents within the Idyllwild community. The Idyllwild Community Center will use CDBG funds for costs associated with the development of the facility for the purpose of creating a suitable living environment. Phase II of the San Jacinto Mountain Community Center includes a single-story 1,750 square foot building with an activities room, ticket booth/office space, a small commercial kitchen, indoor and outdoor restrooms, and security fencing. As of 7/09/2021, phase II of the project is 35% complete. The security fencing is complete and the draft plans for the building are complete and awaiting approval at plan check.	

2021 6.29.2022 reprog \$483,016 from unencumbered, funding increased to \$1,595,876.33. 7.20.2022 reprog \$5,000 from unencumbered for ADC, funding increased to \$1,600,876.33. The project is 40% complete. The San Jacinto Mountain Community Center (d.b.a., Idyllwild Community Center) is a non-profit organization serving the residents within the Idyllwild community. The Idyllwild Community Center will use CDBG funds for costs associated with the development of the facility for the purpose of creating a suitable living environment. Phase II of the San Jacinto Mountain Community Center includes a single-story 1,750 square foot building with an activities room, ticket booth/office space, a small commercial kitchen, indoor and outdoor restrooms, and security fencing. The security fencing of phase I is complete. Bidding is complete, a contractor has been identified and a contract for construction has been awarded for phase II.

2022 6.26.2023 reprog \$5,000 from unencumbered for ADC, funding increased to \$1,605,876.33. Project underway. The project is 50% complete. The San Jacinto Mountain Community Center (d.b.a., Idyllwild Community Center) is a non-profit organization serving the residents within the Idyllwild community. The Idyllwild Community Center will use CDBG funds for costs associated with the development of the facility for the purpose of creating a suitable living environment. Phase II of the San Jacinto Mountain Community Center includes a single-story 1,750 square-foot building with an activities room, ticket booth/office space, a small commercial kitchen, indoor and outdoor restrooms, and security fencing. The construction phase of the community building is underway.

2023 10.12.2023 reprog \$125,199.37 from unencumbered, funding increased \$1,731,075.70. The project is 80% complete. The San Jacinto Mountain Community Center (d.b.a., Idyllwild Community Center) is a non-profit organization serving the residents within the Idyllwild community. The Idyllwild Community Center will use CDBG funds for costs associated with the development of the facility for the purpose of creating a suitable living environment. Phase II of the San Jacinto Mountain Community Center includes a single-story 1,750 square-foot building with an activities room, ticket booth/office space, a small commercial kitchen, indoor and outdoor restrooms, and security fencing. The construction phase of the community building is underway. 8.20.2024 reprog \$2,000 for ADC from unencumbered, funding increased to \$1,733,075.70.

**PGM Year:** 2014  
**Project:** 0099 - 9.129-14 - Economic Development-Financial Assistance  
**IDIS Activity:** 6074 - 9.129-14-1 Financial Assist- Trucha Clothing & Shoe Store

Status: Canceled 8/11/2023 2:43:53 PM Objective: Create economic opportunities  
Location: 2525 S San Jacinto Ave San Jacinto, CA 92583-5316 Outcome: Availability/accessibility  
Matrix Code: ED Direct Financial Assistance to For- National Objective: LMJ

**Activity to prevent, prepare for, and respond to Coronavirus:** No

**Initial Funding Date:** 10/31/2017

**Description:**

CDBG funds will be used to provide a small business loan in the amount of \$50,000 to Trucha Clothing and Shoe Store, a retail business that has a store front in the City of San Jacinto. Financial assistance will be provided to the business so they can refinance business related debt for the purpose of increasing cash resources to purchase store inventory with the goal of increasing sales.

**Financing**

	Fund Type	Grant Year	Grant	Funded Amount	Drawn In Program Year	Drawn Thru Program Year
CDBG	EN	Pre-2015		\$45,518.81	\$0.00	\$0.00
		2013	B13UC060506		\$0.00	\$512.56
		2014	B14UC060506		\$0.00	\$45,006.25
		2015	B15UC060506	\$4,481.19	\$0.00	\$4,481.19
<b>Total</b>	<b>Total</b>			<b>\$50,000.00</b>	<b>\$0.00</b>	<b>\$50,000.00</b>

**Proposed Accomplishments**

Jobs : 2

**Actual Accomplishments**

	Owner		Renter		Total		Person	
	Total	Hispanic	Total	Hispanic	Total	Hispanic	Total	Hispanic
Number assisted:								
White:	0	0	0	0	0	0		0
Black/African American:	0	0	0	0	0	0	0	0
Asian:	0	0	0	0	0	0	0	0
American Indian/Alaskan Native:	0	0	0	0	0	0	0	0
Native Hawaiian/Other Pacific Islander:	0	0	0	0	0	0	0	0
American Indian/Alaskan Native & White:	0	0	0	0	0	0	0	0
Asian White:	0	0	0	0	0	0	0	0
Black/African American & White:	0	0	0	0	0	0	0	0

American Indian/Alaskan Native & Black/African American:	0	0	0	0	0	0	0	0
Other multi-racial:	0	0	0	0	0	0	0	0
Asian/Pacific Islander:	0	0	0	0	0	0	0	0
Hispanic:	0	0	0	0	0	0	0	0
<b>Total:</b>	<b>0</b>	<b>0</b>	<b>0</b>	<b>0</b>	<b>0</b>	<b>0</b>	<b>0</b>	<b>0</b>

Female-headed Households: 0 0 0

*Income Category:*

	Owner	Renter	Total	Person
Extremely Low	0	0	0	0
Low Mod	0	0	0	0
Moderate	0	0	0	0
Non Low Moderate	0	0	0	0
Total	0	0	0	0
Percent Low/Mod				

**Annual Accomplishments**

Years	Accomplishment Narrative	# Benefitting
2017	10/31/17 reprog \$70,000 from idis#5660 (\$50,000 business loan, \$20,000 for ADC), funding increased to \$70,000. 1/9/18 reprog \$5,000 from idis#5660, funding increase to \$75,000. 1/25/18 reprog \$1,278 from idis#5660, funding increased to \$76,278. 2/26/18 reprog \$310 from idis#5849 for ADC, funding increased to \$76,588. 3/14/18 reprog \$4,000 from unencumbered for ADC, funding increased to \$80,588.6/4/18 reprog \$50 from idis#5678, funding increased to \$80,638. Project is complete as of 6/28/2018. The County used CDBG funds to assist a small business in the cooperating city of San Jacinto by loaning them \$50,000 to pay off current debt. Funds have been fully disbursed, but project is pending the 2 FTE job creation requirement scheduled for the period between October 2020 and January 2021.	
2018	7/30/18 reprog \$1,062 from unencumbered, funding increased to \$81,700. 6.19.19 reprog \$2,430.68 to unencumbered, funding decreased to \$79,269.32. The project is in progress. CDBG funds were used by the County to provide a small business loan in the amount of \$50,000 to Trucha Clothing and Shoe Store, a retail business that has a storefront in the City of San Jacinto. Financial assistance was provided to the business to refinance business-related debt for the purpose of increasing cash resources to purchase store inventory with the goal of increasing sales.	
2019	2.3.20 reprog \$29,269.32 (\$2,350.00 project and \$26,919.32 ADC) to unencumbered, funding decreased to \$50,000.	
2020	The project is 95% complete. CDBG funds were used by the County to provide a small business loan in the amount of \$50,000 to Trucha Clothing and Shoe Store, a retail business that has a storefront in the City of San Jacinto. Financial assistance was provided to the business to refinance business-related debt for the purpose of increasing cash resources to purchase store inventory with the goal of increasing sales. The business has been closed and was negatively affected and unable to reopen due to the COVID-19 pandemic. This project is 60% complete. The County of Riverside Department of Housing, Homelessness Prevention, and Workforce Solutions and pass-through County Departments will use CDBG and CDBG-CV funds to pay for costs associated with the administration of the COVID19 Micro-Enterprise Financial Assistance Program. The County will provide financial and technical assistance to small, private, for-profit business enterprises that qualify as micro-enterprises, pursuant to 24 CFR 570.201(o), in targeted areas of the County. CDBG funds will be used for staff salaries and funds used for loans, grants, technical assistance, outreach, servicing, compliance, and other activities.	

**PGM Year:** 2018

**Project:** 0065 - 4.DHS.27-18 - Desert Hot Springs Yard Park Project

**IDIS Activity:** 6206 - 4.DHS.27-18 - Desert Hot Springs Yard Park Project

**Status:** Canceled 10/31/2023 2:49:12 PM

**Location:** 65810 Hacienda Ave Desert Hot Springs, CA 92240-5559

**Objective:** Create suitable living environments

**Outcome:** Availability/accessibility

**Matrix Code:** Parks, Recreational Facilities (03F)

**National Objective:** LMA

**Activity to prevent, prepare for, and respond to Coronavirus:** No

**Initial Funding Date:** 10/10/2018

**Description:**

The City of Desert Hot Springs will use CDBG funds to complete Phase I of the City's newly proposed park referred to as the City's Yard Park. The City's Yard Park is intended to address deficiencies at citywide parks, as identified by the City's Parks Master Plan. CDBG funds will be used to pay for design and soft costs associated with the project.

#### Financing

	Fund Type	Grant Year	Grant	Funded Amount	Drawn In Program Year	Drawn Thru Program Year
CDBG	EN	Pre-2015		\$28,237.75	\$0.00	\$0.00
		2014	B14UC060506		\$0.00	\$28,237.75
		2015	B15UC060506	\$143.82	\$0.00	\$143.82
		2016	B16UC060506	\$376.98	\$0.00	\$376.98
<b>Total</b>	<b>Total</b>			<b>\$28,758.55</b>	<b>\$0.00</b>	<b>\$28,758.55</b>

#### Proposed Accomplishments

Public Facilities : 1  
Total Population in Service Area: 37,495  
Census Tract Percent Low / Mod: 62.58

#### Annual Accomplishments

Years	Accomplishment Narrative	# Benefitting
2018	2018-19 funding \$209,110. 10.10.18 reprog \$5,000 from unencumbered for ADC, funding increased to \$214,110. 6.11.19 reprog \$376.98 unused ADC from idis#5918, funding increased to \$214,486.98. Project is underway and is approximately 10% completed. Several design concepts have been prepared by the architect for City review, end-user review, and public comment. The City will use CDBG funds to complete Phase I of the City's newly proposed park referred to as Yard Park. The project is intended to address deficiencies at citywide parks, as identified by the City's Parks Master Plan. CDBG funds will be used to pay for the design and soft costs associated with the project.	
2019	7.16.19 reprog \$143.82 project funds (idis#5749) and \$344.32 ADC (idis#5818) total \$488.14, funding increased to \$214,975.12. 12.3.19 reprog \$5,000 for ADC from unencumbered, funding increased to \$219,975.12. The City of Desert Hot Springs will use CDBG funding for the design and construction of a new, 10-acre park, located between Flora Avenue and Hacienda Avenue. The new park will provide a suitable living environment for the residents of Desert Hot Springs. CDBG funds will be used to pay for costs associated with the design, construction, and project management of new park. Project will include new football field, baseball field, concessions, walking paths, restrooms, and bleacher area. The project is 10% complete. Environmental reviews are being completed, and development of the construction documents is underway. This project is combined with 4.DHS.31-19. 9.8.2020 increased PI \$1,456.00, decreased EN same amount, funding remains the same \$219,975.12.	
2020	The project is 90% Complete. As of the 8/4/21 City of Desert Hot Springs is working on the final report and has submitted the last drawdown request. The City of Desert Hot Springs utilized CDBG funding to pay for costs associated with the design, construction, and project management of a new, 10-acre park, located between Flora Avenue and Hacienda Avenue. The new park will provide a suitable living environment for the residents of Desert Hot Springs. The project will include a new football field, baseball field, concessions, walking paths, restrooms, and bleacher area. This project will provide city-wide, low- to moderate-income, population improved accessibility to recreational facilities for the purpose of creating a suitable living environment.	
2021	The project is 100% Complete. The City of Desert Hot Springs utilized CDBG funding to pay for professional design and pre-development of a multi-phase project of a new 10-acre park, located between Flora Avenue and Hacienda Avenue. The new park will provide a suitable living environment for the residents of Desert Hot Springs. The project will include a new football field, baseball field, concessions, walking paths, restrooms, and bleacher area. This project will provide city-wide, low- to moderate-income, populations with improved accessibility to recreational facilities for the purpose of creating a suitable living environment.	
2022	11.16.2022 reprog \$348.00 unused ADC to unencumbered, funding decreased to \$219,627.12.	
2023	10.25.2023 revised PI (1,456.00), funding reduced to \$218,171.12. 10.27.2023 reprog \$189,412.57 to idis#6646, funding decreased to \$28,758.55.	

<b>PGM Year:</b>	2018	
<b>Project:</b>	0076 - 1.95-18 - Mead Valley Community Center Improvement Project	
<b>IDIS Activity:</b>	6246 - 1.95-18 - Mead Valley Community Center Improvement Project	
<b>Status:</b>	Completed 8/1/2023 4:48:56 PM	<b>Objective:</b> Create suitable living environments
<b>Location:</b>	21091 Rider St Perris, CA 92570-8800	<b>Outcome:</b> Availability/accessibility
		<b>Matrix Code:</b> Neighborhood Facilities (03E)
		<b>National Objective:</b> LMA



Activity to prevent, prepare for, and respond to Coronavirus: No

Initial Funding Date: 02/08/2019

**Description:**

CDBG funds will be used to pay for costs associated with improvements, including but not limited to painting, resurfacing cement areas, security upgrades, and other improvements as needed.

**Financing**

	Fund Type	Grant Year	Grant	Funded Amount	Drawn In Program Year	Drawn Thru Program Year
CDBG	EN	Pre-2015		\$94.62	\$0.00	\$0.00
		2014	B14UC060506		\$0.00	\$94.62
		2018	B18UC060506	\$169,238.41	\$0.00	\$169,238.41
		2019	B19UC060506	\$4,483.17	\$0.00	\$4,483.17
<b>Total</b>	<b>Total</b>			<b>\$173,816.20</b>	<b>\$0.00</b>	<b>\$173,816.20</b>

**Proposed Accomplishments**

Public Facilities : 1

Total Population in Service Area: 33,450

Census Tract Percent Low / Mod: 53.59

**Annual Accomplishments**

Years	Accomplishment Narrative	# Benefitting
2018	2/8/19 reprog \$100,000 from idis#6179, funding increased to \$100,000. 2/13/19 reprog \$5,000 from unencumbered for ADC, funding increased to \$105,000. The project is 0% complete. CDBG funds will be used to pay for costs associated with improvements, including but not limited to painting, resurfacing cement areas, security upgrades, and other improvements as needed. The project is in the design phase of the upcoming improvements.	
2019	The project is 40% complete. The Grove Community non-profit used CDBG funds to pay for costs associated with improvements, including but not limited to painting, resurfacing cement areas, security upgrades, and other improvements as needed. The project is in the design phase of the forthcoming improvements. As of 8/21/20, The Grove staff have completed the security upgrades at the Center.	
2020	7.20.2021 reprog \$193,129.91 (\$188,129.91 project funds and \$5,000 ADC) from idis#6179, funding increased to \$298,129.91. The project is 45% complete. The Grove Community non-profit used CDBG funds to pay for costs associated with improvements, resurfacing cement areas, security upgrades, and other improvements as needed. The pending project is in the design phase of the forthcoming improvements.	
2021	5.5.2022 reprog \$30,000 (project funds) to idis#6623, funding decreased to \$268,129.91. This project is 100% complete. The County of Riverside Department of Housing and Workforce Solutions and pass-through County Departments used CDBG funds to pay for costs associated with improvements, including but not limited to painting, resurfacing cement areas, security upgrades, and other improvements as needed.	
2022	4.10.2023 reprog \$93,891.50 (unused project funds) to unencumbered, funding decreased to \$174,238.41. 5.10.2023 reprog \$422.21 unused ADC to unencumbered, funding decreased to \$173,816.20.	

PGM Year: 2019

Project: 0006 - 9.188-19 - CDBG Program Administration

IDIS Activity: 6261 - 9.188-19 - CDBG Program Administration

Status: Completed 5/17/2024 12:43:12 PM

Location:

Objective:

Outcome:

Matrix Code: General Program Administration (21A)

National Objective:

Activity to prevent, prepare for, and respond to Coronavirus: No

Initial Funding Date: 09/18/2019

**Description:**

CDBG administration funding provides staffing and overall program management, coordination, monitoring, and evaluation of the CDBG program.

**Financing**

	Fund Type	Grant Year	Grant	Funded Amount	Drawn In Program Year	Drawn Thru Program Year
--	-----------	------------	-------	---------------	-----------------------	-------------------------

CDBG	EN	2019	B19UC060506	\$1,437,964.11	\$67.86	\$1,437,964.11
<b>Total</b>	<b>Total</b>			<b>\$1,437,964.11</b>	<b>\$67.86</b>	<b>\$1,437,964.11</b>

#### Proposed Accomplishments

#### Actual Accomplishments

	Owner		Renter		Total		Person	
Number assisted:	Total	Hispanic	Total	Hispanic	Total	Hispanic	Total	Hispanic
White:					0	0		
Black/African American:					0	0		
Asian:					0	0		
American Indian/Alaskan Native:					0	0		
Native Hawaiian/Other Pacific Islander:					0	0		
American Indian/Alaskan Native & White:					0	0		
Asian White:					0	0		
Black/African American & White:					0	0		
American Indian/Alaskan Native & Black/African American:					0	0		
Other multi-racial:					0	0		
Asian/Pacific Islander:					0	0		
Hispanic:					0	0		
<b>Total:</b>	<b>0</b>	<b>0</b>	<b>0</b>	<b>0</b>	<b>0</b>	<b>0</b>	<b>0</b>	<b>0</b>
Female-headed Households:					0			

#### Income Category:

	Owner	Renter	Total	Person
Extremely Low			0	
Low Mod			0	
Moderate			0	
Non Low Moderate			0	
Total	0	0	0	0
Percent Low/Mod				

#### Annual Accomplishments

No data returned for this view. This might be because the applied filter excludes all data.

<b>PGM Year:</b>	2019
<b>Project:</b>	0071 - 4.DHS.31-19 - Desert Hot Springs Yard Park Project - Phase II
<b>IDIS Activity:</b>	6322 - 4.DHS.31-19 - Desert Hot Springs Yard Park Project - Phase II
Status:	Canceled 10/31/2023 2:50:00 PM
Location:	65950 Pierson Blvd Desert Hot Springs, CA 92240-3044
Objective:	Create suitable living environments
Outcome:	Availability/accessibility
Matrix Code:	Parks, Recreational Facilities (03F)
National Objective:	LMA

Activity to prevent, prepare for, and respond to Coronavirus: No

Initial Funding Date: 09/26/2019

#### Description:

The City of Desert Hot Springs will use CDBG funds to complete Phase II of improvements at the City's Yard Park. The project is intended to address deficiencies at citywide parks, as identified by the City's Parks Master Plan. CDBG funds will be used to pay for design, construction, and project management costs associated with the project.

#### Financing

	Fund Type	Grant Year	Grant	Funded Amount	Drawn In Program Year	Drawn Thru Program Year
CDBG	EN	2015	B15UC060506	\$1,252.94	\$0.00	\$1,252.94
<b>Total</b>	<b>Total</b>			<b>\$1,252.94</b>	<b>\$0.00</b>	<b>\$1,252.94</b>

#### Proposed Accomplishments

Public Facilities : 1

Total Population in Service Area: 42,930  
Census Tract Percent Low / Mod: 65.48

#### Annual Accomplishments

Years	Accomplishment Narrative	# Benefitting
2019	2019-20 funding \$246,935. 10.7.19 reprog \$5,000 from unencumbered for ADC, funding increased to \$251,935. The City of Desert Hot Springs will use CDBG funding for the design and construction of a new, 10-acre park, located between Flora Avenue and Hacienda Avenue. The new park will provide a suitable living environment for the residents of Desert Hot Springs. CDBG funds will be used to pay for costs associated with the design, construction, and project management of new park. Project will include new football field, baseball field, concessions, walking paths, restrooms, and bleacher area. The project is 10% complete. Environmental reviews are being completed, and development of the construction documents is underway. This project is combined with 4.DHS.27-18.	
2020	The project is 15% Completed. Engineering Design and Specs are currently in progress. The City of Desert Hot Springs will use CDBG funding for the design and construction of a new, 10-acre park, located between Flora Avenue and Hacienda Avenue. The new park will provide a suitable living environment for the residents of Desert Hot Springs. CDBG funds will be used to pay for costs associated with the design, construction, and project management of the new park. The project will include a new football field, baseball field, concessions, walking paths, restrooms, and bleacher area.	
2021	7.21.2022 per city request, reprog \$246,935 project funds to idis#6597, funding decreased to \$0. Project 0% complete. The City of Desert Hot Springs will use CDBG funding for the design and construction of a new, 10-acre park, located between Flora Avenue and Hacienda Avenue. The new park will provide a suitable living environment for the residents of Desert Hot Springs. CDBG funds will be used to pay for costs associated with the design, construction, and project management of the new park. The project will include a new football field, baseball field, concessions, walking paths, restrooms, and bleacher area.	
2022	11.14.2022 reprog \$3,747.06 unused ADC to unencumbered, funding decreased to \$1,252.94.	

PGM Year:	2019	
Project:	0088 - 7.102-19CV - CDBG-CV Program Administration	
IDIS Activity:	6377 - 7.102-19CV - CDBG-CV Program Administration	
Status:	Completed 5/17/2024 12:44:58 PM	Objective:
Location:	,	Outcome:
	Matrix Code: General Program Administration (21A)	National Objective:

Activity to prevent, prepare for, and respond to Coronavirus: Yes

Initial Funding Date: 09/08/2020

#### Description:

HHPWS will allocate approximately \$368,211 of the CDBG-CV grant to an unallocated reserve or contingency fund. The reserve funds can be used to augment funding for the COVID19 Rental Assistance Program, COVID19 Micro-Enterprise Financial Assistance Program, or other eligible activities that prevent, prepare for, and respond to the coronavirus pandemic. Any new activity will require a substantial amendment to the 2019-20 One-Year Action Plan that must be approved by the Board of Supervisors. HHPWS will allocate approximately \$130,000 of the CDBG-CV funds to pay for expenses incurred by organizations such as the Fair Housing Council of Riverside County, Inc., that provide outreach, information, evictions foreclosure hotline, and advocacy to tenants throughout Riverside County during the coronavirus pandemic. In addition, these funds will be used to pay costs necessary for the overall management and administration of the program. Tasks include program coordination, budgeting, environmental reviews, contact management, recordkeeping, information reporting, compliance monitoring, payment review and processing, technical assistance, close out, HUD reporting, and program audit. It is anticipated that additional HHPWS accounting staff will be hired to effectively process the substantial increase in payment and reimbursement requests resulting from the COVID19 Rental Assistance Program. Surplus administrative funds will be allocated to the CDBG-CV reserve fund. CDBG regulations permit the County to expend up to 20% of the CDBG-CV grant for overall program administration.

#### Financing

	Fund Type	Grant Year	Grant	Funded Amount	Drawn In Program Year	Drawn Thru Program Year
CDBG	EN	2020	B20UW060506	\$496,087.00	\$37,627.67	\$496,087.00
<b>Total</b>	<b>Total</b>			<b>\$496,087.00</b>	<b>\$37,627.67</b>	<b>\$496,087.00</b>

#### Proposed Accomplishments

#### Actual Accomplishments

	Owner	Renter	Total	Person
Number assisted:				

	Total	Hispanic	Total	Hispanic	Total	Hispanic	Total	Hispanic
White:					0	0		
Black/African American:					0	0		
Asian:					0	0		
American Indian/Alaskan Native:					0	0		
Native Hawaiian/Other Pacific Islander:					0	0		
American Indian/Alaskan Native & White:					0	0		
Asian White:					0	0		
Black/African American & White:					0	0		
American Indian/Alaskan Native & Black/African American:					0	0		
Other multi-racial:					0	0		
Asian/Pacific Islander:					0	0		
Hispanic:					0	0		
<b>Total:</b>	<b>0</b>	<b>0</b>	<b>0</b>	<b>0</b>	<b>0</b>	<b>0</b>	<b>0</b>	<b>0</b>
Female-headed Households:					0			

*Income Category:*

	Owner	Renter	Total	Person
Extremely Low			0	
Low Mod			0	
Moderate			0	
Non Low Moderate			0	
Total	0	0	0	0
Percent Low/Mod				

**Annual Accomplishments**

No data returned for this view. This might be because the applied filter excludes all data.

<b>PGM Year:</b>	2020	
<b>Project:</b>	0047 - 3.MR.58-20 - Pedestrian Safety Enhancement	
<b>IDIS Activity:</b>	6418 - 3.MR.58-20 - Pedestrian Safety Enhancement	
<b>Status:</b>	Completed 8/16/2024 5:58:26 PM	<b>Objective:</b> Create suitable living environments
<b>Location:</b>	1 Town Sq Various locations throughout the City Murrieta, CA 92562-7922	<b>Outcome:</b> Availability/accessibility
		<b>Matrix Code:</b> Other Public Improvements Not Listed
		<b>National Objective:</b> LMC

**Activity to prevent, prepare for, and respond to Coronavirus:** No

**Initial Funding Date:** 09/11/2020

**Description:**

CDBG funds will be used to enhance pedestrian safety by installing new and upgrading existing pedestrian facility ramps to remove architectural barriers and meet ADA requirements throughout the city. Eligible costs will include design, construction, and project management.

**Financing**

	Fund Type	Grant Year	Grant	Funded Amount	Drawn In Program Year	Drawn Thru Program Year
CDBG	EN	2016	B16UC060506	\$2,013.15	\$0.00	\$2,013.15
		2018	B18UC060506	\$2,986.85	\$1,494.82	\$2,986.85
		2019	B19UC060506	\$174,049.50	\$173,666.67	\$174,049.50
		2020	B20UC060506	\$318,670.13	\$318,670.13	\$318,670.13
<b>Total</b>	<b>Total</b>			<b>\$497,719.63</b>	<b>\$493,831.62</b>	<b>\$497,719.63</b>

**Proposed Accomplishments**

People (General) : 5,856

**Actual Accomplishments**

Number assisted:	Owner		Renter		Total		Person	
	Total	Hispanic	Total	Hispanic	Total	Hispanic	Total	Hispanic
White:	0	0	0	0	0	0	4,830	0
Black/African American:	0	0	0	0	0	0	464	0
Asian:	0	0	0	0	0	0	75	0
American Indian/Alaskan Native:	0	0	0	0	0	0	369	0
Native Hawaiian/Other Pacific Islander:	0	0	0	0	0	0	56	0
American Indian/Alaskan Native & White:	0	0	0	0	0	0	0	0
Asian White:	0	0	0	0	0	0	0	0
Black/African American & White:	0	0	0	0	0	0	0	0
American Indian/Alaskan Native & Black/African American:	0	0	0	0	0	0	0	0
Other multi-racial:	0	0	0	0	0	0	837	0
Asian/Pacific Islander:	0	0	0	0	0	0	0	0
Hispanic:	0	0	0	0	0	0	0	0
<b>Total:</b>	<b>0</b>	<b>0</b>	<b>0</b>	<b>0</b>	<b>0</b>	<b>0</b>	<b>6,631</b>	<b>0</b>
Female-headed Households:	0		0		0			

*Income Category:*

	Owner	Renter	Total	Person
Extremely Low	0	0	0	6,631
Low Mod	0	0	0	0
Moderate	0	0	0	0
Non Low Moderate	0	0	0	0
Total	0	0	0	6,631
Percent Low/Mod				100.0%

**Annual Accomplishments**

Years	Accomplishment Narrative	# Benefitting
2020	2020-21 funding \$318,653. 10.1.2020 reprog \$5,000 for ADC from unencumbered, funding increased \$323,653.00. 2.19.2021 reprog \$175,907.05 (\$170,907.05 project funds and \$5,000 ADC) from unencumbered, funding increased to \$499,560.05. 4.15.2021 reprog \$17.13 from idis#6416, funding increased to \$499,577.18. The project is currently in the design phase with 0% complete. The City of Murrieta will use CDBG funds to enhance pedestrian safety by installing new, and upgrading existing, pedestrian facility ramps to remove architectural barriers and meet ADA requirements throughout the city. Eligible costs will include design, construction, and project management. Once completed, these improvements will meet the national objective of creating a suitable living environment.	
2022	The project is 5% complete. The City of Murrieta will use CDBG funds to pay for costs associated to enhance pedestrian safety by installing new and upgrading existing pedestrian facility ramps to remove architectural barriers and meet ADA requirements throughout the City, for the purpose of creating a suitable living environment. Eligible costs will include design, construction, compliance monitoring, project management, and other project-related costs.	
2023	1.22.2024 reprog \$1,857.55 unused ADC to unencumbered, funding decreased to \$497,719.63. The project is 100% complete. The City of Murrieta used CDBG funds to pay for costs associated with the enhancement of pedestrian safety project by installing new and upgrading existing pedestrian facility ramps to remove architectural barriers and meet ADA requirements throughout the City of Murrieta for the purpose of creating a suitable living environment.	

PGM Year:	2020				
Project:	0048 - 3.SJ.08-20 - San Jacinto Street Pavement and Sidewalk Improvement Project				
IDIS Activity:	6419 - 3.SJ.08-20 - San Jacinto Street Pavement and Sidewalk Improvement Project				
Status:	Completed 12/20/2023 12:26:34 PM		Objective:	Create suitable living environments	
Location:	595 S San Jacinto Ave Various locations throughout the City		Outcome:	Sustainability	
	San Jacinto, CA 92583-4134		Matrix Code:	Other Public Improvements Not Listed	National Objective: LMA

**Activity to prevent, prepare for, and respond to Coronavirus:** No

**Initial Funding Date:** 09/11/2020

**Description:**

The City of San Jacinto will use CDBG funds to pay for street and sidewalk improvements. Improvements will consist of pavement grinding and overlay; installation of asphalt and base; striping; ADA accessibility improvements; sidewalk installation; curb and gutter; and concrete work on the following streets: N. Jordan Ave., Alpha CT., Beta CT., Cypress Ave., Peppertree Way, N. Vernon Ave., and Peach St.

#### Financing

	Fund Type	Grant Year	Grant	Funded Amount	Drawn In Program Year	Drawn Thru Program Year
CDBG	EN	2016	B16UC060506	\$5,000.00	\$0.00	\$5,000.00
		2018	B18UC060506	\$4,377.72	\$0.00	\$4,377.72
		2020	B20UC060506	\$554,800.00	\$0.00	\$554,800.00
<b>Total</b>	<b>Total</b>			<b>\$564,177.72</b>	<b>\$0.00</b>	<b>\$564,177.72</b>

#### Proposed Accomplishments

People (General) : 6,175  
Total Population in Service Area: 4,595  
Census Tract Percent Low / Mod: 63.66

#### Annual Accomplishments

Years	Accomplishment Narrative	# Benefitting
2020	2020-21 funding \$554,800. 10.1.2020 reprog \$5,000 for ADC from unencumbered, funding increased \$559,800.00. The project is 5% complete as of 4/28/2021. The City of San Jacinto will use CDBG funds to pay for street and sidewalk improvements. Improvements will consist of pavement grinding and overlay; installation of asphalt and base; striping; ADA accessibility improvements; sidewalk installation; curb and gutter; and concrete work on the following streets: N. Jordan Ave., Alpha Court, Beta Court, Cypress Ave., Peppertree Way, N. Vernon Ave., and Peach St.	
2021	8.19.2022 reprog \$5,000 for ADC from unencumbered, funding increased to \$564,800. The project is 75% complete as of 8/30/2022. The City of San Jacinto is using CDBG funds to pay for street and sidewalk improvements. Improvements consist of pavement grinding and overlay; installation of asphalt and base; striping; ADA accessibility improvements; sidewalk installation; curb and gutter; and concrete work on the following streets: N. Jordan Ave., Alpha Court, Beta Court, Cypress Ave., Peppertree Way, N. Vernon Ave., and Peach St.	
2022	5.10.2023 reprog \$622.28 unused ADC to unencumbered, funding decreased to \$564,177.72. The project is 99% complete, pending the receipt of the NOC. The City of San Jacinto used CDBG funds to pay for street and sidewalk improvements. Improvements will consist of pavement grinding and overlay; installation of asphalt and base; striping; ADA accessibility improvements; sidewalk installation; curb and gutter; and concrete work on the following streets: N. Jordan Ave., Alpha CT., Beta CT., Cypress Ave., Peppertree Way, N. Vernon Ave., and Peach St., for the purpose of creating a suitable living environment. Eligible cost consists of engineering, project administration, soil test, construction, and other project-related costs.	
2023	The project is 100% complete. A Notice of Completion was filed on October 21, 2022. The city used CDBG funds to pay for street and sidewalk improvements. Improvements consisted of pavement grinding and overlay; installation of asphalt and base; striping; ADA accessibility improvements; pavement and sidewalk installation; curb and gutter; and concrete work on the following streets: N. Jordan Ave., Alpha CT., Beta CT., Cypress Ave., Peppertree Way, N. Vernon Ave., and Peach St., for the purpose of creating a suitable living environment.	

<b>PGM Year:</b>	2020	
<b>Project:</b>	0057 - 4.252-20 - Mecca Sports Park	
<b>IDIS Activity:</b>	6428 - 4.252-20 - Mecca Sports Park	
Status:	Completed 11/17/2023 6:11:29 PM	Objective: Create suitable living environments
Location:	91500 Avenue 66 Mecca, CA 92254	Outcome: Availability/accessibility
		Matrix Code: Parks, Recreational Facilities (03F) National Objective: LMA

**Activity to prevent, prepare for, and respond to Coronavirus:** No

**Initial Funding Date:** 09/14/2020

#### Description:

The County of Riverside will use CDBG funding to pay for costs associated with the design and construction of the Mecca Sports Park in the unincorporated community of Mecca. The 6.7-acre facility will be located at Avenue 66 and Dale Kiler Road. The \$8 million park will include restrooms, snack bar, a jogging path, exercise equipment, covered picnic areas, sports fields, lighting, and public art.

#### Financing

	Fund Type	Grant Year	Grant	Funded Amount	Drawn In Program Year	Drawn Thru Program Year
--	-----------	------------	-------	---------------	-----------------------	-------------------------

CDBG	EN	2016	B16UC060506	\$2,715.18	\$0.00	\$2,715.18
		2018	B18UC060506	\$685.07	\$179.92	\$685.07
		2020	B20UC060506	\$149,999.61	\$0.00	\$149,999.61
<b>Total</b>	<b>Total</b>			<b>\$153,399.86</b>	<b>\$179.92</b>	<b>\$153,399.86</b>

#### Proposed Accomplishments

Public Facilities : 10,665  
Total Population in Service Area: 14,965  
Census Tract Percent Low / Mod: 71.67

#### Annual Accomplishments

Years	Accomplishment Narrative	# Benefitting
2020	2020-21 funding \$150,000. 10.1.2020 reprog \$5,000 for ADC from unencumbered, funding increased to \$155,000.00. The project is 5% complete. The design team is working on a second plan check submittal. The County of Riverside will use funds to pay costs associated with the design and construction of the Mecca Sports Park. This project will provide city-wide, low- to moderate-income, population improved accessibility to recreational facilities for the purpose of creating a suitable living environment.	
2021	The project is 65% complete. Storm drain and sewer construction is near completion, and rough and finish grading is underway. Next will be the valley ball court installation. The design team is working on a second plan check submittal. The County of Riverside will use funds to pay costs associated with the design and construction of the Mecca Sports Park. This project will provide city-wide, low- to moderate-income, population-improved accessibility to recreational facilities for the purpose of creating a suitable living environment.	
2022	The project is 90% complete. The County of Riverside has used CDBG funds to pay for costs associated with the design and construction of the Mecca Sports Park. This project will provide city-wide, low/moderate income, population-improved accessibility to recreational facilities for the purpose of creating a suitable living environment.	
2023	11.17.2023 reprog \$1,600.14 (unused ADC) to idis#6683, funding decreased to \$153,399.86. The project is 100% complete. The County of Riverside used CDBG funds to pay for costs associated with the design and construction of the Mecca Sports Park. This project provided city-wide, low/moderate income, population-improved accessibility to recreational facilities for the purpose of creating a suitable living environment.	

<b>PGM Year:</b>	2020	
<b>Project:</b>	0061 - 4.CO.24-20 - Bagdoura Park Rehabilitation Project	
<b>IDIS Activity:</b>	6432 - 4.CO.24-20 - Bagdoura Park Rehabilitation Project	
<b>Status:</b>	Completed 11/17/2023 6:23:56 PM	Objective: Create suitable living environments
<b>Location:</b>	51-251 Douma Street Coachella, CA 92236	Outcome: Availability/accessibility
		Matrix Code: Parks, Recreational Facilities (03F) National Objective: LMA

#### Activity to prevent, prepare for, and respond to Coronavirus: No

**Initial Funding Date:** 09/14/2020

#### Description:

The City of Coachella will use CDBG funds for the demolition of the existing asphalt basketball courts and replacing them with a concrete basketball court with new lighting at Bagdoura Par. The work includes design, demolition and removal disposal of existing court, re-grading of the site, and construction of the concrete court and lights. Eligible costs include design, demolition, construction, and project management.

#### Financing

	Fund Type	Grant Year	Grant	Funded Amount	Drawn In Program Year	Drawn Thru Program Year
CDBG	EN	2015	B15UC060506	\$511.44	\$0.00	\$511.44
		2016	B16UC060506	\$7,405.55	\$0.00	\$7,405.55
		2017	B17UC060506	\$974.69	\$341.31	\$974.69
		2019	B19UC060506	\$49,127.17	\$0.00	\$49,127.17
		2020	B20UC060506	\$363,223.00	\$240,423.19	\$363,223.00
<b>Total</b>	<b>Total</b>			<b>\$421,241.85</b>	<b>\$240,764.50</b>	<b>\$421,241.85</b>

#### Proposed Accomplishments

Public Facilities : 49,015  
Total Population in Service Area: 52,515  
Census Tract Percent Low / Mod: 60.81

#### Annual Accomplishments

Years	Accomplishment Narrative	# Benefitting
2020	2020-21 funding \$363,223. 10.1.2020 reprog \$5,000 for ADC from unencumbered, funding increased to \$368,223.00. 3.19.2021 reprog \$40,544.97 (\$37,627.98 project funds and \$2,916.99 ADC) from idis#6320, funding increased to \$408,767.97. 5.13.2021 reprog \$9,534.79 per city request from idis#6321, funding increased to \$418,302.76. The project is 5% Complete. The project is expected to bid out in late September 2021, due to the legislative calendar being impacted at the city of Coachella. Funds will be used for the demolition of existing basketball courts at Bagdouma park and replacing them with new ones. CDBG funds will be used to cover costs associated with design, construction, and project staff costs.	
2021	The project is 10% Complete. The project is currently undergoing the bidding process, bid opening is September 7, 2022. Funds will be used for the demolition of existing basketball courts at Bagdouma park and replacing them with new ones. CDBG funds will be used to cover costs associated with design, construction, and project staff costs.	
2022	2.1.2023 reprog \$2,000 from unencumbered for ADC, funding increased to \$420,302.76. 6.2.2023 reprog \$2,000 from unencumbered for ADC, funding increased to \$422,302.76. The project is 95% Complete. The City of Coachella used CDBG funds for the demolition of existing basketball courts at Bagdouma park and replacing them with new ones. Funds were used to cover costs associated with design, construction, and project staff costs. Once complete the project will provide accessibility for the purpose of creating a suitable living environment.	
2023	11.14.2023 reprog \$1,060.91 (unused ADC) to unencumbered, funding decreased to \$421,241.85. The project is 100% Complete. The City of Coachella used CDBG funds to pay for costs associated with design, construction, and project management to replace the asphalt basketball courts at Bagdouma Park with a concrete basketball court and new lighting for the purpose of creating a suitable living environment.	

PGM Year:	2020	
Project:	0062 - 4.DHS.33-20 - Reflection Park (Hot Springs Park)	
IDIS Activity:	6433 - 4.DHS.33-20 - Reflection Park (Hot Springs Park)	
Status:	Open	Objective: Create suitable living environments
Location:	10901 Palm Dr Desert Hot Springs, CA 92240-2513	Outcome: Availability/accessibility
		Matrix Code: Parks, Recreational Facilities (03F) National Objective: LMA

Activity to prevent, prepare for, and respond to Coronavirus: No

Initial Funding Date: 09/14/2020

**Description:**

CDBG funds will be utilized to remove a water fountain, install multiple date palm trees, create a walking pathway, purchase and install benches in shaded areas, renovate the landscape, and purchase and install state of the art lighting system. Eligible costs include design, demolition, construction, and project management.

**Financing**

	Fund Type	Grant Year	Grant	Funded Amount	Drawn In Program Year	Drawn Thru Program Year
CDBG	EN	2016	B16UC060506	\$728.94	\$0.00	\$728.94
		2018	B18UC060506	\$49.76	\$49.76	\$49.76
		2020	B20UC060506	\$291,504.00	\$0.00	\$0.00
		2022	B22UC060506	\$4,221.30	\$0.00	\$0.00
<b>Total</b>	<b>Total</b>			<b>\$296,504.00</b>	<b>\$49.76</b>	<b>\$778.70</b>

**Proposed Accomplishments**

Public Facilities : 29,000

Total Population in Service Area: 42,930

Census Tract Percent Low / Mod: 65.48

**Annual Accomplishments**

Years	Accomplishment Narrative	# Benefitting
2020	2020-21 funding \$291,504. 10.1.2020 reprog \$5,000 for ADC from unencumbered, funding increased to \$296,504.00. The project is 5% Completed. The project is currently in the early design and development stage. The City of Desert Hot Springs will use CDBG funding for the removal of a water fountain and install date palm trees, walking pathways, installing benches in shaded areas, and renovate the landscape and lighting system. The new park will provide a suitable living environment for the residents of Desert Hot Springs. CDBG funds will be used to pay for costs associated with the design, construction, and project management.	



- 2021 The project is 10% Completed. Design and engineers estimate are complete. The City of Desert Hot Springs will use CDBG funding for the removal of a water fountain and install date palm trees, walking pathways, installing benches in shaded areas, and renovate the landscape and lighting system. The new park will provide a suitable living environment for the residents of Desert Hot Springs. CDBG funds will be used to pay for costs associated with the design, construction, and project management.
- 2022 The project is 20% completed. Design, engineers estimate, and demolition are complete. The City of Desert Hot Springs will use CDBG funding for the removal of a water fountain and install date palm trees, and walking pathways, installing benches in shaded areas, and renovate the landscape and lighting system. The new park will provide a suitable living environment for the residents of Desert Hot Springs. CDBG funds will be used to pay for costs associated with the design, construction, and project management.
- 2023 The project is 20% completed. Design, engineers estimate, and demolition are complete. The City of Desert Hot Springs will use CDBG funding for the removal of a water fountain and install date palm trees, walking pathways, installing benches in shaded areas, and renovate the landscape and lighting system. The new park will provide a suitable living environment for the residents of Desert Hot Springs. CDBG funds will be used to pay for costs associated with the design, construction, and project management.

<b>PGM Year:</b>	2020		
<b>Project:</b>	0068 - 5.BEA.44-20 - Rangel Park Improvements		
<b>IDIS Activity:</b>	6439 - 5.BEA.44-20 - Rangel Park Improvements		
<b>Status:</b>	Open	<b>Objective:</b>	Create suitable living environments
<b>Location:</b>	204 B St Beaumont, CA 92223-2625	<b>Outcome:</b>	Availability/accessibility
		<b>Matrix Code:</b>	Parks, Recreational Facilities (03F)
		<b>National Objective:</b>	LMA

**Activity to prevent, prepare for, and respond to Coronavirus:** No

**Initial Funding Date:** 09/14/2020

**Description:**

The City of Beaumont will use CDBG funds for Phase III of improvements at Rangel Park which includes the installation of ball-field lighting, irrigation, restrooms, ADA stands for visitor viewing and fencing. CDBG funds will be used for design, construction costs, and project management expenses.

**Financing**

	Fund Type	Grant Year	Grant	Funded Amount	Drawn In Program Year	Drawn Thru Program Year
CDBG	EN	2016	B16UC060506	\$1,060.93	\$0.00	\$1,060.93
		2018	B18UC060506	\$289.58	\$289.58	\$289.58
		2020	B20UC060506	\$91,368.49	\$23,588.94	\$64,129.80
<b>Total</b>	<b>Total</b>			<b>\$92,719.00</b>	<b>\$23,878.52</b>	<b>\$65,480.31</b>

**Proposed Accomplishments**

Public Facilities : 1,755  
Total Population in Service Area: 1,780  
Census Tract Percent Low / Mod: 52.81

**Annual Accomplishments**

<b>Years</b>	<b>Accomplishment Narrative</b>	<b># Benefitting</b>
2020	2020-21 funding \$137,627. 10.1.2020 reprog \$5,000.00 for ADC from unencumbered, funding increased to \$142,627.00. 3.16.2021 reprog \$10,000 (project funds) from idis#6438, funding increased to \$152,627.00. The project is 1% complete. The City of Beaumont will conduct improvements to the Rangel Park that serve predominantly low-income individuals. Phase III of improvements at Rangel Park includes the installation of ball-field lighting, irrigation, restrooms, ADA stands for visitor viewing and fencing for the purpose of creating a suitable living environment.	
2021	Project underway. The City of Beaumont will conduct improvements to the Rangel Park that serve predominantly low-income individuals. Phase III of improvements at Rangel Park includes the installation of ball-field lighting, irrigation, restrooms, ADA stands for visitor viewing and fencing for the purpose of creating a suitable living environment.	
2022	The project is 100% complete. The City of Beaumont conducted improvements to Rangel Park which serves predominantly low-income individuals. Phase III of improvements at Rangel Park includes the installation of ball-field lighting, irrigation, restrooms, a granite walking path, a scoreboard, and fencing for the purpose of creating a suitable living environment. CDBG funds were used for installation and program management costs.	

2023 3.26.24 Per city approval (3.14.2024), reprog \$59,908 (project funds) to idis#6797, funding decreased to \$92,719.

**PGM Year:** 2020  
**Project:** 0071 - 5.BN.48-20 - Repplier Park Rehabilitation and Improvement Project  
**IDIS Activity:** 6442 - 5.BN.48-20 - Repplier Park Rehabilitation and Improvement Project  
**Status:** Open  
**Location:** 201 W. George Street Banning, CA 92220  
**Objective:** Create suitable living environments  
**Outcome:** Sustainability  
**Matrix Code:** Parks, Recreational Facilities (03F) **National Objective:** LMA

**Activity to prevent, prepare for, and respond to Coronavirus:** No

**Initial Funding Date:** 09/14/2020

**Description:**

The City of Banning will use CDBG funds for phase II design and construction of improvements to the Repplier Park. Renovations include installation of partition stall doors, replacement of LED lighting, painting, sink and ADA compliance of the main restroom, replacement of drinking fountains, replacement of tennis court exterior fencing, rehabilitation of picnic shelter, and camera installation.

**Financing**

	Fund Type	Grant Year	Grant	Funded Amount	Drawn In Program Year	Drawn Thru Program Year
CDBG	EN	2015	B15UC060506	\$1,467.14	\$0.00	\$1,467.14
		2016	B16UC060506	\$1,781.16	\$0.00	\$1,781.16
		2018	B18UC060506	\$1,675.47	\$488.51	\$1,675.47
		2020	B20UC060506	\$178,064.38	\$49,050.95	\$76,618.99
		2022	B22UC060506	\$76.23	\$0.00	\$0.00
<b>Total</b>	<b>Total</b>			<b>\$183,064.38</b>	<b>\$49,539.46</b>	<b>\$81,542.76</b>

**Proposed Accomplishments**

Public Facilities : 12,705  
Total Population in Service Area: 12,705  
Census Tract Percent Low / Mod: 59.66

**Annual Accomplishments**

Years	Accomplishment Narrative	# Benefitting
2020	2020-21 funding \$166,336. 9.30.2020 reprog \$5,000 for ADC from unencumbered, funding increased to \$171,336.00. 6.16.2021 per city reprog \$11,728.38 from idis#6440, funding increased to \$183,064.38. The project is 0% complete. The City of Banning will use CDBG funds for the design and construction of improvements to the Repplier Park for the purpose of creating a suitable living environment. Renovations include installation of partition stall doors, replacement of LED lighting, painting, sink and ADA compliance of the main restroom, replacement of drinking fountains, replacement of tennis court exterior fencing, rehabilitation of picnic shelter, and camera installation.	
2021	The project is 5% complete. The City of Banning will use CDBG funds for the design and construction of improvements to Repplier Park for the purpose of creating a suitable living environment. Renovations include installation of partition stall doors, replacement of LED lighting, painting, sink and ADA compliance of the main restroom, replacement of drinking fountains, replacement of tennis court exterior fencing, rehabilitation of picnic shelter, and camera installation.	
2022	The project is 30% complete. The City of Banning will use CDBG funds for the design and construction of improvements to Repplier Park for the purpose of creating a suitable living environment. Renovations include installation of partition stall doors, replacement of LED lighting, painting, sink and ADA compliance of the main restroom, replacement of drinking fountains, replacement of tennis court exterior fencing, rehabilitation of picnic shelter, and camera installation.	
2023	The project is 43% complete. The City of Banning will use CDBG funds for the design and construction of improvements to Repplier Park for the purpose of creating a suitable living environment. Renovations include installation of partition stall doors, replacement of LED lighting, painting, sink and ADA compliance of the main restroom, replacement of drinking fountains, replacement of tennis court exterior fencing, rehabilitation of picnic shelter, and camera installation.	

**PGM Year:** 2020  
**Project:** 0075 - 3.MR.59-20 - Murrieta Back to Business Grant Program  
**IDIS Activity:** 6451 - 3.MR.59-20 - Murrieta Back to Business Grant Program

Status: Canceled 12/8/2023 3:08:19 PM  
 Location: 1 Town Sq Murrieta, CA 92562-7922

Objective: Create economic opportunities  
 Outcome: Sustainability  
 Matrix Code: ED Direct Financial Assistance to For- National Objective: LMJ

Activity to prevent, prepare for, and respond to Coronavirus: Yes

Initial Funding Date: 09/21/2020

**Description:**

The Back to Business Grant program will use CDBG funds to award up to 25 eligible small businesses that are physically located within the City of Murrieta a maximum of \$10,000.00 in order to promote job retention during the COVID-19 pandemic.

**Financing**

No data returned for this view. This might be because the applied filter excludes all data.

**Proposed Accomplishments**

Jobs : 25

**Actual Accomplishments**

Number assisted:

	Owner		Renter		Total		Person	
	Total	Hispanic	Total	Hispanic	Total	Hispanic	Total	Hispanic
White:	0	0	0	0	0	0		0
Black/African American:	0	0	0	0	0	0	0	0
Asian:	0	0	0	0	0	0	0	0
American Indian/Alaskan Native:	0	0	0	0	0	0	0	0
Native Hawaiian/Other Pacific Islander:	0	0	0	0	0	0	0	0
American Indian/Alaskan Native & White:	0	0	0	0	0	0	0	0
Asian White:	0	0	0	0	0	0	0	0
Black/African American & White:	0	0	0	0	0	0	0	0
American Indian/Alaskan Native & Black/African American:	0	0	0	0	0	0	0	0
Other multi-racial:	0	0	0	0	0	0	0	0
Asian/Pacific Islander:	0	0	0	0	0	0	0	0
Hispanic:	0	0	0	0	0	0	0	0
<b>Total:</b>	<b>0</b>	<b>0</b>	<b>0</b>	<b>0</b>	<b>0</b>	<b>0</b>	<b>0</b>	<b>0</b>
Female-headed Households:	0		0		0			

Income Category:

	Owner	Renter	Total	Person
Extremely Low	0	0	0	0
Low Mod	0	0	0	0
Moderate	0	0	0	0
Non Low Moderate	0	0	0	0
Total	0	0	0	0
Percent Low/Mod				

**Annual Accomplishments**

Years	Accomplishment Narrative	# Benefitting
-------	--------------------------	---------------

2020 9.21.2020 per city council reprog \$187,337.05 from idis#6213, funding increased to \$187,337.05. 9.21.2020 per city council reprog \$62,662.95 from idis#6332, funding increased to \$250,000. 9.22.2020 reprog \$10,000 to idis#6457 (new activity), funding decreased to \$240,000. 9.22.2020 reprog \$10,000 to idis#6458 (new activity), funding decreased to \$230,000. 9.22.2020 reprog \$10,000 to idis#6459 (new activity), funding decreased to \$220,000. 9.22.2020 reprog \$10,000 to idis#6460 (new activity), funding decreased to \$210,000. 9.22.2020 reprog \$10,000 to idis#6461 (new activity), funding decreased to \$200,000. 9.22.2020 reprog \$10,000 to idis#6462 (new activity), funding decreased to \$190,000. 9.22.2020 reprog \$10,000 to idis#6463 (new activity), funding decreased to \$180,000. 9.22.2020 reprog \$10,000 to idis#6464 (new activity), funding decreased to \$170,000. 10.5.2020 reprog \$10,000 to idis#6469 (new activity), funding decreased to \$160,000. 10.06.20 reprog \$10,000 to idis#6474 (new activity), funding decreased to \$150,000. 10.16.2020 reprog \$10,000 to idis#6478 (new activity), funding decreased to \$140,000. 11.3.2020 reprog \$50,000 from unencumbered for ADC, funding increased to \$190,000. 4.16.2021 reprog \$10,000 to idis#6511 (new activity), funding decreased to \$180,000. 4.16.2021 reprog \$10,000 to idis#6512 (new activity), funding decreased to \$170,000. 5.6.2021 reprog \$10,000 to idis#6513 (new activity), funding decreased to \$160,000. 5.6.2021 reprog \$10,000 to idis#6514 (new activity), funding decreased to \$150,000. 5.20.2021 reprog \$45,284.71 from idis#6285, funding increased \$195,284.71. 7.19.2021 reprog \$10,000 from idis#6478, funding increased to \$205,284.71. The project is currently 25% complete. The City of Murrieta Back to Business Grant program used CDBG funds to award up to 25 eligible small businesses, that are physically located within the City of Murrieta with a \$10,000.00 grant to promote job retention during the COVID-19 pandemic.

2021 9.20.2021 reprog \$50,000 (ADC) to unencumbered, funding decreased to \$155,284.71. The project is currently 25% complete. The City of Murrieta Back to Business Grant program used CDBG funds to award up to 25 eligible small businesses, that are physically located within the City of Murrieta with a \$10,000.00 grant to promote job retention during the COVID-19 pandemic.

2022 4.27.2023 reprog \$10,000 to idis#6729 (new activity), funding decreased to \$145,284.71. 4.27.2023 reprog \$10,000 to idis#6730 (new activity), funding decreased to \$135,284.71. 4.28.2023 reprog \$10,000 to idis#6731 (new activity), funding decreased to \$125,284.71. 4.29.2023 reprog \$10,000 to idis#6732 (new activity), funding decreased to \$115,284.71. The project is 46% complete. The City of Murrieta Back to Business Grant program used CDBG funds to award up to 25 eligible small businesses, that are physically located within the City of Murrieta with a \$10,000.00 grant to promote job retention during the COVID-19 pandemic.

2023 10.4.2023 reprog \$10,000 to idis#6736 (new activity), funding decreased to \$105,284.71. 10.4.2023 reprog \$10,000 to idis#6737 (new activity), funding decreased to \$95,284.71. 10.5.2023 reprog \$10,000 to idis#6738 (new activity), funding decreased to \$85,284.71. 10.5.2023 reprog \$10,000 to idis#6739 (new activity), funding decreased to \$75,284.71. 10.5.2023 reprog \$10,000 to idis#6740 (new activity), funding decreased to \$65,284.71. 10.5.2023 reprog \$10,000 to idis#6741 (new activity), funding decreased to \$55,284.71. 10.12.2023 reprog \$10,000 to idis#6742 (new activity), funding decreased to \$45,284.71. 12.8.2023 reprog \$10,000 to idis#6830 (New activity), funding decreased to \$35,284.71. 12.8.2023 reprog \$35,284.71 to unencumbered for tracking, funding decreased to \$0.

**PGM Year:** 2020  
**Project:** 0075 - 3.MR.59-20 - Murrieta Back to Business Grant Program  
**IDIS Activity:** 6474 - 3.MR.59-20-10 - BTBG Focus Displays, LLC  
**Status:** Completed 11/15/2023 4:50:42 PM  
**Location:** 26323 Jefferson Ave Ste F Suite F Murrieta, CA 92562-6973  
**Objective:** Create economic opportunities  
**Outcome:** Sustainability  
**Matrix Code:** ED Direct Financial Assistance to For-  
**National Objective:** LMJ

**Activity to prevent, prepare for, and respond to Coronavirus:** Yes

**Initial Funding Date:** 10/06/2020

**Description:**

CDBG funds will be used by Focus Displays, LLC to pay for working capital and employee retention due to effects of the COVID-19 pandemic.

#### Financing

	Fund Type	Grant Year	Grant	Funded Amount	Drawn In Program Year	Drawn Thru Program Year
CDBG	EN	2018	B18UC060506	\$10,000.00	\$0.00	\$10,000.00
<b>Total</b>	<b>Total</b>			<b>\$10,000.00</b>	<b>\$0.00</b>	<b>\$10,000.00</b>

#### Proposed Accomplishments

Jobs : 1

#### Actual Accomplishments

	Owner		Renter		Total		Person	
	Total	Hispanic	Total	Hispanic	Total	Hispanic	Total	Hispanic
White:	0	0	0	0	0	0	1	0

Black/African American:	0	0	0	0	0	0	0	0
Asian:	0	0	0	0	0	0	0	0
American Indian/Alaskan Native:	0	0	0	0	0	0	0	0
Native Hawaiian/Other Pacific Islander:	0	0	0	0	0	0	0	0
American Indian/Alaskan Native & White:	0	0	0	0	0	0	0	0
Asian White:	0	0	0	0	0	0	0	0
Black/African American & White:	0	0	0	0	0	0	0	0
American Indian/Alaskan Native & Black/African American:	0	0	0	0	0	0	0	0
Other multi-racial:	0	0	0	0	0	0	0	0
Asian/Pacific Islander:	0	0	0	0	0	0	0	0
Hispanic:	0	0	0	0	0	0	0	0
<b>Total:</b>	<b>0</b>	<b>0</b>	<b>0</b>	<b>0</b>	<b>0</b>	<b>0</b>	<b>1</b>	<b>0</b>

Female-headed Households: 0 0 0

*Income Category:*

	Owner	Renter	Total	Person
Extremely Low	0	0	0	0
Low Mod	0	0	0	0
Moderate	0	0	0	1
Non Low Moderate	0	0	0	0
Total	0	0	0	1
Percent Low/Mod				100.0%

**Annual Accomplishments**

Years	Accomplishment Narrative	# Benefitting
2020	10-06-20 reprog \$10,000 from idis#6451, funding increased to \$10,000.	
2021	This project is 50% complete. The County of Riverside used CDBG funds to pay for working capital and employee retention during the COVID-19 pandemic. Focus Displays, LLC, located within the Cooperating City of Murrieta, CA, met the national objective of job retention [570.208 (a)(4)] for a period of at least six months.	
2022	This project is 100% complete. The City of Murrieta used CDBG funds to pay for working capital and employee retention during the COVID-19 pandemic to Focus Displays, LLC, located within the Cooperating City of Murrieta, CA, pending meeting the national objective of job retention [570.208 (a)(4)] for a period of at least six months.	
2023	This project is 100% complete. The County of Riverside used CDBG funds to pay for working capital and employee retention to Focus Displays, LLC due to the effects of the COVID-19 Pandemic.	

<b>PGM Year:</b>	2020	
<b>Project:</b>	0079 - 3.179-20 - Anza Community Hall ADA Upgrades	
<b>IDIS Activity:</b>	6501 - 3.179-20 - Anza Community Hall ADA Upgrades	
Status:	Open	Objective: Create suitable living environments
Location:	56630 Highway 371 Anza, CA 92539	Outcome: Sustainability
		Matrix Code: Other Public Improvements Not Listed
		National Objective: LMA

**Activity to prevent, prepare for, and respond to Coronavirus:** No

**Initial Funding Date:** 01/13/2021

**Description:**

Anza Community Building, Inc., will use CDBG funds to remove architectural barriers and construct related improvements at Anza Community Hall in order to achieve ADA compliance and provide improved access to the facility. CDBG funds will be used for design, construction, compliance monitoring, and project management.

**Financing**

	Fund Type	Grant Year	Grant	Funded Amount	Drawn In Program Year	Drawn Thru Program Year
CDBG	EN	2019	B19UC060506	\$106,581.78	\$1,244.24	\$5,731.09

<b>Total</b>	<b>Total</b>			<b>\$106,581.78</b>	<b>\$1,244.24</b>	<b>\$5,731.09</b>
--------------	--------------	--	--	---------------------	-------------------	-------------------

#### Proposed Accomplishments

People (General) : 3,745  
Total Population in Service Area: 3,745  
Census Tract Percent Low / Mod: 60.08

#### Annual Accomplishments

Years	Accomplishment Narrative	# Benefitting
2020	1.13.2021 reporg \$104,581.78 (\$100,000 project funds and \$4,581.78 ADC) from idis#6304 , funding increased to \$104,581.78. Project 4% complete. Anza Community Building, Inc., will use CDBG funds to remove architectural barriers and construct related improvements at Anza Community Hall in order to achieve ADA compliance and provide improved access to the facility for the purpose of creating a suitable living environment. CDBG funds will be used for design, construction, compliance monitor, and project management.	
2021	Project 5% complete. Anza Community Building, Inc., will use CDBG funds to remove architectural barriers and construct related improvements at Anza Community Hall in order to achieve ADA compliance and provide improved access to the facility for the purpose of creating a suitable living environment. CDBG funds will be used for design, construction, compliance monitoring, and project management.	
2022	The project is 10% complete. Anza Community Building, Inc., will use CDBG funds to remove architectural barriers and construct related improvements at Anza Community Hall in order to achieve ADA compliance and provide improved access to the facility for the purpose of creating a suitable living environment. CDBG funds will be used for design, construction, compliance monitoring, and project management. 8.15.2023 reprog \$2,000 from unencumbered for ADC, funding increased to \$106,581.78.	
2023	The project is 15% complete. Anza Community Building, Inc. will use CDBG funds to remove architectural barriers and construct related improvements at Anza Community Hall to achieve ADA compliance and provide improved access to the facility, which will create a suitable living environment. CDBG funds will be used for design, construction, compliance monitoring, and project management.	

<b>PGM Year:</b>	2020		
<b>Project:</b>	0075 - 3.MR.59-20 - Murrieta Back to Business Grant Program		
<b>IDIS Activity:</b>	6513 - 3.MR.59-20-14 - BTBG The Zinnia Practice		
<b>Status:</b>	Completed 11/28/2023 12:54:16 PM	<b>Objective:</b>	Create economic opportunities
<b>Location:</b>	4197 Golden Gate Circle #207 Murrieta, CA 92562	<b>Outcome:</b>	Sustainability
		<b>Matrix Code:</b>	ED Direct Financial Assistance to For-
		<b>National Objective:</b>	LMJ

**Activity to prevent, prepare for, and respond to Coronavirus:** Yes

**Initial Funding Date:** 05/06/2021

#### Description:

CDBG funds will be used by The Zinnia Practice to pay for working capital and employee retention due to the effects of the COVID-19 pandemic.

#### Financing

	Fund Type	Grant Year	Grant	Funded Amount	Drawn In Program Year	Drawn Thru Program Year
CDBG	EN	2018	B18UC060506	\$10,000.00	\$0.00	\$10,000.00
<b>Total</b>	<b>Total</b>			<b>\$10,000.00</b>	<b>\$0.00</b>	<b>\$10,000.00</b>

#### Proposed Accomplishments

Jobs : 1

#### Actual Accomplishments

Number assisted:	Owner		Renter		Total		Person	
	Total	Hispanic	Total	Hispanic	Total	Hispanic	Total	Hispanic
White:	0	0	0	0	0	0		0
Black/African American:	0	0	0	0	0	0	1	0
Asian:	0	0	0	0	0	0	0	0
American Indian/Alaskan Native:	0	0	0	0	0	0	0	0
Native Hawaiian/Other Pacific Islander:	0	0	0	0	0	0	0	0
American Indian/Alaskan Native & White:	0	0	0	0	0	0	0	0

Asian White:	0	0	0	0	0	0	0	0
Black/African American & White:	0	0	0	0	0	0	0	0
American Indian/Alaskan Native & Black/African American:	0	0	0	0	0	0	0	0
Other multi-racial:	0	0	0	0	0	0	0	0
Asian/Pacific Islander:	0	0	0	0	0	0	0	0
Hispanic:	0	0	0	0	0	0	0	0
<b>Total:</b>	<b>0</b>	<b>0</b>	<b>0</b>	<b>0</b>	<b>0</b>	<b>0</b>	<b>1</b>	<b>0</b>

Female-headed Households: 0 0 0

*Income Category:*

	Owner	Renter	Total	Person
Extremely Low	0	0	0	0
Low Mod	0	0	0	0
Moderate	0	0	0	1
Non Low Moderate	0	0	0	0
Total	0	0	0	1
Percent Low/Mod				100.0%

**Annual Accomplishments**

Years	Accomplishment Narrative	# Benefitting
2020	5.6.2021 reprog \$10,000 from idis#6451, funding increased to \$10,000.	
2021	This project is 50% complete. The County of Riverside used CDBG funds to pay for working capital and employee retention during the COVID-19 pandemic. The Zinnia Practice, located within the Cooperating City of Murrieta, CA, met the national objective of job retention [570.208 (a)(4)] for a period of at least six months.	
2022	This project is 50% complete. The City of Murrieta used CDBG funds to pay for working capital and employee retention during the COVID-19 pandemic. The Zinnia Practice, located within the Cooperating City of Murrieta, CA, is pending determination of meeting the national objective of job retention [570.208 (a)(4)] for a period of at least six months.	
2023	This project is 100% complete. The County of Riverside used CDBG funds to pay for working capital and employee retention to The Zinnia Practice due to the effects of the COVID-19 Pandemic.	

<b>PGM Year:</b>	2020
<b>Project:</b>	0075 - 3.MR.59-20 - Murrieta Back to Business Grant Program
<b>IDIS Activity:</b>	6514 - 3.MR.59-20-15 - BTBG Tuula Inc. dba Destiny Boutique
Status:	Canceled 10/31/2023 2:50:32 PM
Location:	26019 Jefferson Ave Ste D Murrieta, CA 92562-6986
Objective:	Create economic opportunities
Outcome:	Sustainability
Matrix Code:	ED Direct Financial Assistance to For-
National Objective:	LMJ

**Activity to prevent, prepare for, and respond to Coronavirus:** Yes

**Initial Funding Date:** 05/06/2021

**Description:**

CDBG funds will be used by Tuula Inc. dba Destiny Boutique to pay for working capital and employee retention due to the effects of the COVID-19 pandemic.

**Financing**

	Fund Type	Grant Year	Grant	Funded Amount	Drawn In Program Year	Drawn Thru Program Year
CDBG	EN	2018	B18UC060506	\$10,000.00	\$0.00	\$10,000.00
<b>Total</b>	<b>Total</b>			<b>\$10,000.00</b>	<b>\$0.00</b>	<b>\$10,000.00</b>

**Proposed Accomplishments**

Jobs : 1

**Actual Accomplishments**

	Owner		Renter		Total		Person	
Number assisted:	Total	Hispanic	Total	Hispanic	Total	Hispanic	Total	Hispanic

White:	0	0	0	0	0	0	0	0
Black/African American:	0	0	0	0	0	0	0	0
Asian:	0	0	0	0	0	0	0	0
American Indian/Alaskan Native:	0	0	0	0	0	0	0	0
Native Hawaiian/Other Pacific Islander:	0	0	0	0	0	0	0	0
American Indian/Alaskan Native & White:	0	0	0	0	0	0	0	0
Asian White:	0	0	0	0	0	0	0	0
Black/African American & White:	0	0	0	0	0	0	0	0
American Indian/Alaskan Native & Black/African American:	0	0	0	0	0	0	0	0
Other multi-racial:	0	0	0	0	0	0	0	0
Asian/Pacific Islander:	0	0	0	0	0	0	0	0
Hispanic:	0	0	0	0	0	0	0	0
<b>Total:</b>	<b>0</b>	<b>0</b>	<b>0</b>	<b>0</b>	<b>0</b>	<b>0</b>	<b>0</b>	<b>0</b>

Female-headed Households: 0 0 0

*Income Category:*

	Owner	Renter	Total	Person
Extremely Low	0	0	0	0
Low Mod	0	0	0	0
Moderate	0	0	0	0
Non Low Moderate	0	0	0	0
Total	0	0	0	0
Percent Low/Mod				

**Annual Accomplishments**

Years	Accomplishment Narrative	# Benefitting
2020	5.6.2021 reprog \$10,000 from idis#6451, funding increased to \$10,000.	
2021	This project is 50% complete. The County of Riverside used CDBG funds to pay for working capital and employee retention during the COVID-19 pandemic. Tuula, Inc., located within the Cooperating City of Murrieta, CA, met the national objective of job retention [570.208 (a)(4)] for a period of at least six months.	
2022	This project is 50% complete. The City of Murrieta used CDBG funds to pay for working capital and employee retention during the COVID-19 pandemic. Tuula, Inc., located within the Cooperating City of Murrieta, CA, is pending determination of meeting the national objective of job retention [570.208 (a)(4)] for a period of at least six months.	

<b>PGM Year:</b>	2021	
<b>Project:</b>	0077 - 9.224-21 - Desert Rose Apartments Renovation Project	
<b>IDIS Activity:</b>	6525 - 9.224-21 - Desert Rose Apartments Renovation Project	
Status:	Completed 8/15/2023 3:13:30 PM	Objective: Provide decent affordable housing
Location:	24501 School Rd Ripley, CA 92225-7800	Outcome: Affordability
		Matrix Code: Rehab; Multi-Unit Residential (14B) National Objective: LMH

**Activity to prevent, prepare for, and respond to Coronavirus:** No

**Initial Funding Date:** 09/23/2021

**Description:**

Desert Rose is a 76-unit, affordable housing community in Ripley, CA. Improvements include labor, materials, project management, and other costs of rehabilitation directed toward an accumulation of deferred maintenance, energy efficiency solar, water conservation landscaping, security and safety, broadband infrastructure, and other renovations.

**Financing**

	Fund Type	Grant Year	Grant	Funded Amount	Drawn In Program Year	Drawn Thru Program Year
CDBG	EN	2016	B16UC060506	\$8,194.38	\$0.00	\$8,194.38
		2018	B18UC060506	\$71,262.60	\$0.00	\$71,262.60
		2020	B20UC060506	\$250,000.00	\$0.00	\$250,000.00



<b>Total</b>	<b>Total</b>			<b>\$329,456.98</b>	<b>\$0.00</b>	<b>\$329,456.98</b>
--------------	--------------	--	--	---------------------	---------------	---------------------

**Proposed Accomplishments**

Housing Units : 20

**Actual Accomplishments**

	<b>Owner</b>		<b>Renter</b>		<b>Total</b>		<b>Person</b>	
<i>Number assisted:</i>	Total	Hispanic	Total	Hispanic	Total	Hispanic	Total	Hispanic
White:	0	0	3	3	3	3	0	0
Black/African American:	0	0	5	0	5	0	0	0
Asian:	0	0	0	0	0	0	0	0
American Indian/Alaskan Native:	0	0	0	0	0	0	0	0
Native Hawaiian/Other Pacific Islander:	0	0	0	0	0	0	0	0
American Indian/Alaskan Native & White:	0	0	0	0	0	0	0	0
Asian White:	0	0	0	0	0	0	0	0
Black/African American & White:	0	0	1	0	1	0	0	0
American Indian/Alaskan Native & Black/African American:	0	0	0	0	0	0	0	0
Other multi-racial:	0	0	1	0	1	0	0	0
Asian/Pacific Islander:	0	0	0	0	0	0	0	0
Hispanic:	0	0	0	0	0	0	0	0
<b>Total:</b>	<b>0</b>	<b>0</b>	<b>10</b>	<b>3</b>	<b>10</b>	<b>3</b>	<b>0</b>	<b>0</b>
Female-headed Households:	0		0		0			

*Income Category:*

	<b>Owner</b>	<b>Renter</b>	<b>Total</b>	<b>Person</b>
Extremely Low	0	0	0	0
Low Mod	0	10	10	0
Moderate	0	0	0	0
Non Low Moderate	0	0	0	0
Total	0	10	10	0
Percent Low/Mod		100.0%	100.0%	

**Annual Accomplishments**

<b>Years</b>	<b>Accomplishment Narrative</b>	<b># Benefitting</b>
2021	9.23.2021 new set-up (back-up project), reprog \$250,000 from unencumbered, funding increased to \$250,000. 9.23.2021 reprog \$5,000 from unencumbered for ADC, funding increased to \$255,000. 7.20.2022 reprog \$5,000 from unencumbered for ADC, funding increased to \$260,000. The project is 65% Complete. Desert Rose is an affordable housing community in Ripley, CA. Improvements include labor, materials, project management, and other costs of rehabilitation directed toward an accumulation of deferred maintenance, energy efficiency/solar, water conservation/landscaping, security and safety, broadband infrastructure, and other renovations.	
2022	9.29.2022 reprog \$70,000 from unencumbered, funding increased to \$330,000. 5.26.2023 reprog \$543.02 unused ADC to unencumbered, funding decreased to \$329,456.98. The project is 100% Complete. HARC rehabilitated 10 units in the Desert Rose an affordable housing community in Ripley, CA. CDBG funds were used for 10 apartment improvements; including labor, materials, project management, and other costs of rehabilitation.	

<b>PGM Year:</b>	2021
<b>Project:</b>	0006 - 9.216-21 - CDBG Program Administration
<b>IDIS Activity:</b>	6534 - 9.216-21 - CDBG Program Administration
<b>Status:</b>	Completed 10/3/2023 4:29:24 PM
<b>Location:</b>	,
	Objective:
	Outcome:
	Matrix Code: General Program Administration (21A)
	National Objective:

**Activity to prevent, prepare for, and respond to Coronavirus:** No

**Initial Funding Date:** 11/05/2021

**Description:**

CDBG administration funding provides staffing and overall program management, coordination, monitoring, and evaluation of the CDBG program.

**Financing**

	Fund Type	Grant Year	Grant	Funded Amount	Drawn In Program Year	Drawn Thru Program Year
CDBG	EN	2021	B21UC060506	\$1,388,307.00	\$308.04	\$1,388,307.00
<b>Total</b>	<b>Total</b>			<b>\$1,388,307.00</b>	<b>\$308.04</b>	<b>\$1,388,307.00</b>

**Proposed Accomplishments****Actual Accomplishments**

	<b>Owner</b>		<b>Renter</b>		<b>Total</b>		<b>Person</b>	
<i>Number assisted:</i>	Total	Hispanic	Total	Hispanic	Total	Hispanic	Total	Hispanic
White:					0	0		
Black/African American:					0	0		
Asian:					0	0		
American Indian/Alaskan Native:					0	0		
Native Hawaiian/Other Pacific Islander:					0	0		
American Indian/Alaskan Native & White:					0	0		
Asian White:					0	0		
Black/African American & White:					0	0		
American Indian/Alaskan Native & Black/African American:					0	0		
Other multi-racial:					0	0		
Asian/Pacific Islander:					0	0		
Hispanic:					0	0		
<b>Total:</b>	<b>0</b>	<b>0</b>	<b>0</b>	<b>0</b>	<b>0</b>	<b>0</b>	<b>0</b>	<b>0</b>
Female-headed Households:					0			

*Income Category:*

	<b>Owner</b>	<b>Renter</b>	<b>Total</b>	<b>Person</b>
Extremely Low			0	
Low Mod			0	
Moderate			0	
Non Low Moderate			0	
Total	0	0	0	0
Percent Low/Mod				

**Annual Accomplishments**

No data returned for this view. This might be because the applied filter excludes all data.

<b>PGM Year:</b>	2021	
<b>Project:</b>	0007 - 9.217-21 - Fair Housing Administration	
<b>IDIS Activity:</b>	6535 - 9.217-21 - Fair Housing Administration	
Status:	Completed 7/7/2023 4:47:10 PM	Objective:
Location:	,	Outcome:
		Matrix Code: Fair Housing Activities (subject to 20% National Objective:

**Activity to prevent, prepare for, and respond to Coronavirus:** No

**Initial Funding Date:** 11/05/2021

**Description:**

The program provides a vital range of "no-cost" fair housing services to eligible clientele throughout the County's Urban County program area. Services are provided to persons victimized and affected by illegal housing practices. CDBG funds will be used for program administrative expenses to promote open, inclusive, and cooperative community living.

#### Financing

	Fund Type	Grant Year	Grant	Funded Amount	Drawn In Program Year	Drawn Thru Program Year
CDBG	EN	2020	B20UC060506	\$3,254.75	\$0.00	\$3,254.75
		2021	B21UC060506	\$135,000.00	\$0.00	\$135,000.00
<b>Total</b>	<b>Total</b>			<b>\$138,254.75</b>	<b>\$0.00</b>	<b>\$138,254.75</b>

#### Proposed Accomplishments

#### Actual Accomplishments

	Owner		Renter		Total		Person	
Number assisted:	Total	Hispanic	Total	Hispanic	Total	Hispanic	Total	Hispanic
White:					0	0		
Black/African American:					0	0		
Asian:					0	0		
American Indian/Alaskan Native:					0	0		
Native Hawaiian/Other Pacific Islander:					0	0		
American Indian/Alaskan Native & White:					0	0		
Asian White:					0	0		
Black/African American & White:					0	0		
American Indian/Alaskan Native & Black/African American:					0	0		
Other multi-racial:					0	0		
Asian/Pacific Islander:					0	0		
Hispanic:					0	0		
<b>Total:</b>	<b>0</b>	<b>0</b>	<b>0</b>	<b>0</b>	<b>0</b>	<b>0</b>	<b>0</b>	<b>0</b>
Female-headed Households:					0			

#### Income Category:

	Owner	Renter	Total	Person
Extremely Low			0	
Low Mod			0	
Moderate			0	
Non Low Moderate			0	
Total	0	0	0	0
Percent Low/Mod				

#### Annual Accomplishments

No data returned for this view. This might be because the applied filter excludes all data.

<b>PGM Year:</b>	2021
<b>Project:</b>	0032 - 1.LE.76-21 - Lake Community Center Rehabilitation Phase II
<b>IDIS Activity:</b>	6560 - 1.LE.76-21 - Lake Community Center Rehabilitation Phase II
Status:	Completed 8/1/2023 5:19:34 PM
Location:	310 W Graham Ave 130 S. Main Street Lake Elsinore, CA 92530-3745
Objective:	Create suitable living environments
Outcome:	Availability/accessibility
Matrix Code:	Other Public Improvements Not Listed
National Objective:	LMA

Activity to prevent, prepare for, and respond to Coronavirus: No

Initial Funding Date: 11/08/2021

Description:

The City of Lake Elsinore will utilize CDBG funds for the continuation of the Lake Community Center rehabilitation project. Rehabilitation includes ADA accessibility upgrades, HVAC systems including air, heating, and ventilation, plumbing, and electrical system, and constructing an entry to the facility for added security. CDBG funds will be used to pay for design, construction, project management, compliance monitoring, inspection, and other related expenses.

#### Financing

	Fund Type	Grant Year	Grant	Funded Amount	Drawn In Program Year	Drawn Thru Program Year
CDBG	EN	2016	B16UC060506	\$101.29	\$0.00	\$101.29
		2018	B18UC060506	\$258.77	\$0.00	\$258.77
		2021	B21UC060506	\$280,136.54	\$0.00	\$280,136.54
	PI			\$21,946.14	\$0.00	\$21,946.14
<b>Total</b>	<b>Total</b>			<b>\$302,442.74</b>	<b>\$0.00</b>	<b>\$302,442.74</b>

#### Proposed Accomplishments

People (General) : 11,215  
Total Population in Service Area: 11,215  
Census Tract Percent Low / Mod: 63.35

#### Annual Accomplishments

Years	Accomplishment Narrative	# Benefitting
2021	2021 funding \$451,690. 12.13.2021 reprog \$5,000 from unencumbered for ADC, funding increased to \$456,690. The project is 0% complete. The City of Lake Elsinore will utilize CDBG for the continuation of the Lake Community Center rehabilitation project. Rehabilitation includes ADA accessibility upgrades, HVAC systems including air, heating, and ventilation, plumbing, and electrical system, and constructing an entry to the facility for added security for the purpose of creating a suitable living environment.	
2022	11.7.2022 reprog \$21,946.14 (PI), decreased (EN) same amount, funding remains the same, \$456,690.00. 12.13.2022 reprog \$707.64 unused ADC from idis#6404, funding increased to \$457,397.64. 4.25.2023 per city request reprog \$149,607.32 (project funds) to idis#6651, funding decreased to \$307,790.32. 7.11.2023 reprog \$5,347.58 (unused ADC) to idis#6651, funding decreased to \$302,442.74. The project is 100% complete. The City of Lake Elsinore utilized CDBG for the continuation of the Lake Community Center rehabilitation project. Rehabilitation included ADA accessibility upgrades, HVAC systems including air, heating, and ventilation, plumbing, and electrical system, and constructing an entry to the facility for added security for the purpose of creating a suitable living environment.	

<b>PGM Year:</b>	2021
<b>Project:</b>	0044 - 3.MR.62-21 - Murrieta Administration
<b>IDIS Activity:</b>	6573 - 3.MR.62-21 - Murrieta Administration
<b>Status:</b>	Completed 9/1/2023 6:40:11 AM
<b>Location:</b>	
	Objective:
	Outcome:
	Matrix Code: General Program Administration (21A)
	National Objective:

#### Activity to prevent, prepare for, and respond to Coronavirus: No

**Initial Funding Date:** 11/10/2021

#### Description:

The City of Murrieta will allocate funds to the County to provide program management, coordination, monitoring, and evaluation of the City's CDBG Program.

#### Financing

	Fund Type	Grant Year	Grant	Funded Amount	Drawn In Program Year	Drawn Thru Program Year
CDBG	EN	2021	B21UC060506	\$1,333.88	\$617.64	\$1,333.88
<b>Total</b>	<b>Total</b>			<b>\$1,333.88</b>	<b>\$617.64</b>	<b>\$1,333.88</b>

#### Proposed Accomplishments

#### Actual Accomplishments

	Owner		Renter		Total		Person	
Number assisted:	Total	Hispanic	Total	Hispanic	Total	Hispanic	Total	Hispanic
White:					0	0		
Black/African American:					0	0		

Asian:	0	0							
American Indian/Alaskan Native:	0	0							
Native Hawaiian/Other Pacific Islander:	0	0							
American Indian/Alaskan Native & White:	0	0							
Asian White:	0	0							
Black/African American & White:	0	0							
American Indian/Alaskan Native & Black/African American:	0	0							
Other multi-racial:	0	0							
Asian/Pacific Islander:	0	0							
Hispanic:	0	0							
<b>Total:</b>	<b>0</b>	<b>0</b>	<b>0</b>	<b>0</b>	<b>0</b>	<b>0</b>	<b>0</b>	<b>0</b>	<b>0</b>

Female-headed Households: 0

Income Category:

	Owner	Renter	Total	Person
Extremely Low			0	
Low Mod			0	
Moderate			0	
Non Low Moderate			0	
Total	0	0	0	0
Percent Low/Mod				

Annual Accomplishments

No data returned for this view. This might be because the applied filter excludes all data.

PGM Year:	2021								
Project:	0058 - 3.MR.64-21 - Pedestrian Safety Enhancement Project								
IDIS Activity:	6575 - 3.MR.64-21 - Pedestrian Safety Enhancement Project								
Status:	Open	Objective:	Create suitable living environments						
Location:	1 Town Sq Various locations throughout the City Murrieta, CA 92562-7922	Outcome:	Availability/accessibility						
		Matrix Code:	Other Public Improvements Not Listed	National Objective:	LMC				

Activity to prevent, prepare for, and respond to Coronavirus: No

Initial Funding Date: 11/10/2021

Description:  
CDBG funds will be used to enhance pedestrian safety by installing new and upgrading existing pedestrian facility ramps to remove architectural barriers and meet ADA requirements throughout the city. Eligible costs will include design, construction, compliance monitoring, and project management.

Financing

	Fund Type	Grant Year	Grant	Funded Amount	Drawn In Program Year	Drawn Thru Program Year
CDBG	EN	2018	B18UC060506	\$3,630.72	\$2,205.80	\$3,630.72
		2020	B20UC060506	\$46,543.00	\$46,543.00	\$46,543.00
		2021	B21UC060506	\$435,271.00	\$110,927.58	\$110,927.58
		2022	B22UC060506	\$56,369.28	\$202.97	\$202.97
<b>Total</b>	<b>Total</b>			<b>\$541,814.00</b>	<b>\$159,879.35</b>	<b>\$161,304.27</b>

Proposed Accomplishments

People (General) : 5,856

Actual Accomplishments

	Owner		Renter		Total		Person	
Number assisted:	Total	Hispanic	Total	Hispanic	Total	Hispanic	Total	Hispanic
White:	0	0	0	0	0	0	0	0

Black/African American:	0	0	0	0	0	0	0	0
Asian:	0	0	0	0	0	0	0	0
American Indian/Alaskan Native:	0	0	0	0	0	0	0	0
Native Hawaiian/Other Pacific Islander:	0	0	0	0	0	0	0	0
American Indian/Alaskan Native & White:	0	0	0	0	0	0	0	0
Asian White:	0	0	0	0	0	0	0	0
Black/African American & White:	0	0	0	0	0	0	0	0
American Indian/Alaskan Native & Black/African American:	0	0	0	0	0	0	0	0
Other multi-racial:	0	0	0	0	0	0	0	0
Asian/Pacific Islander:	0	0	0	0	0	0	0	0
Hispanic:	0	0	0	0	0	0	0	0
<b>Total:</b>	<b>0</b>	<b>0</b>	<b>0</b>	<b>0</b>	<b>0</b>	<b>0</b>	<b>0</b>	<b>0</b>

Female-headed Households: 0 0 0

*Income Category:*

	Owner	Renter	Total	Person
Extremely Low	0	0	0	0
Low Mod	0	0	0	0
Moderate	0	0	0	0
Non Low Moderate	0	0	0	0
Total	0	0	0	0
Percent Low/Mod				

**Annual Accomplishments**

Years	Accomplishment Narrative	# Benefitting
2021	2021 funding \$333,640. 12.14.2021 reprog \$5,000 from unencumbered for ADC, funding increased \$338,640. The project is currently in the design phase with 0% complete. The City of Murrieta will use CDBG funds to enhance pedestrian safety by installing new, and upgrading existing, pedestrian facility ramps to remove architectural barriers and meet ADA requirements throughout the city. Eligible costs will include design, construction, and project management. Once completed, these improvements will meet the national objective of creating a suitable living environment.	
2022	11.7.2022 reprog \$1,631.00 unused project funds from IDIS#6572, funding increased to \$340,271.00. 4.6.2023 per city letter dated 3.21.2023 reprog \$100,000 from idis#6574, funding increased to \$440,271.00. 4.13.2023 reprog \$46,543.00 from unencumbered, funding increased to \$486,814.00. Per city request 5.25.2023 reprog \$55,000 from idis#6671, funding increased to \$541,814.00. The project is 5% complete. The City of Murrieta will use CDBG funds to pay for costs associated to enhance pedestrian safety by installing new and upgrading existing pedestrian facility ramps to remove architectural barriers and meet ADA requirements throughout the City, for the purpose of creating a suitable living environment. Eligible costs will include design, construction, compliance monitoring, project management, and other project-related costs.	
2023	The project is underway. The City of Murrieta will use CDBG funds to pay for costs associated to enhance pedestrian safety by installing new and upgrading existing pedestrian facility ramps to remove architectural barriers and meet ADA requirements throughout the City, for the purpose of creating a suitable living environment. Eligible costs will include design, construction, compliance monitoring, project management, and other project-related costs.	

<b>PGM Year:</b>	2021	
<b>Project:</b>	0054 - 4.264-21 - Westside Elementary School Playground Improvements	
<b>IDIS Activity:</b>	6584 - 4.264-21 - Westside Elementary School Playground Improvements	
Status:	Canceled 1/10/2024 7:07:14 PM	Objective: Create suitable living environments
Location:	82225 Airport Blvd Thermal, CA 92274-9714	Outcome: Availability/accessibility
		Matrix Code: Parks, Recreational Facilities (03F)
		National Objective: LMA

**Activity to prevent, prepare for, and respond to Coronavirus:** No

**Initial Funding Date:** 11/10/2021

**Description:**

Westside Elementary is located in a low-moderate income area in the 4th District. CDBG funds will be used to purchase and install playground equipment and rubberized surfacing. The improvements will provide a safer and improved recreational area for the community. Eligible CDBG expenses will include design, construction, project management, compliance monitoring, and other related activities.

#### Financing

No data returned for this view. This might be because the applied filter excludes all data.

#### Proposed Accomplishments

Public Facilities : 2,305  
Total Population in Service Area: 2,305  
Census Tract Percent Low / Mod: 53.80

#### Annual Accomplishments

Years	Accomplishment Narrative	# Benefitting
2021	2021 funding \$20,000. 12.14.2021 reprog \$5,000 from unencumbered for ADC, funding increased to \$25,000. The project is 1% Complete. Westside Elementary is located in a low-moderate income area in the 4th District. CDBG funds will be used to purchase and install playground equipment and rubberized surfacing. The improvements will provide a safer and improved recreational area for the community. Eligible CDBG expenses will include design, construction, project management, compliance monitoring, and other related activities.	
2022	9.29.2022 reprog \$5,000 from unencumbered, funding increased to \$30,000. Project underway. The project is 5% Complete. Westside Elementary is in a low-moderate income area in the 4th District. CDBG funds will be used to purchase and install playground equipment and rubberized surfacing. The improvements will provide a safer and improved recreational area for the community. Once complete the project will provide accessibility for the purpose of creating a suitable living environment.	
2023	12.20.2023 reprog \$3,000 (ADC) to unencumbered, funding decreased to \$27,000. 1.10.2024 reprog \$25,000.00 project funds and \$2,000.00 ADC to idis#6586, funding decreased to \$0. Project canceled.	

PGM Year:	2021	
Project:	0056 - 4.266-21 - John Kelley Elementary School Playground Improvements	
IDIS Activity:	6586 - 4.266-21 - John Kelley Elementary School Playground Improvements	
Status:	Open	Objective: Create suitable living environments
Location:	87163 Center St Thermal, CA 92274-8753	Outcome: Availability/accessibility
		Matrix Code: Parks, Recreational Facilities (03F) National Objective: LMA

Activity to prevent, prepare for, and respond to Coronavirus: No

Initial Funding Date: 11/10/2021

#### Description:

John Kelley Elementary is located in a low-moderate income area in the 4th District. CDBG funds will be used for the purchase and installation of a shade structure, playground equipment, and rubberized surface. The improvements will provide a safer and improved recreational area for the community. Eligible CDBG expenses will include design, construction, project management, compliance monitoring, and other related activities.

#### Financing

	Fund Type	Grant Year	Grant	Funded Amount	Drawn In Program Year	Drawn Thru Program Year
CDBG	EN	2018	B18UC060506	\$1,528.24	\$1,050.64	\$1,528.24
		2021	B21UC060506	\$130,000.00	\$0.00	\$0.00
		2022	B22UC060506	\$5,471.76	\$866.78	\$866.78
<b>Total</b>	<b>Total</b>			<b>\$137,000.00</b>	<b>\$1,917.42</b>	<b>\$2,395.02</b>

#### Proposed Accomplishments

Public Facilities : 2,005  
Total Population in Service Area: 2,005  
Census Tract Percent Low / Mod: 77.81

#### Annual Accomplishments

Years	Accomplishment Narrative	# Benefitting
2021	21-22 funding \$20,000. 12.14.2021 reprog \$5,000 from unencumbered for ADC, funding increased to \$25,000. 8.29.2022 reprog \$20,000 (project funds) from idis#6585, funding increased \$45,000. 8.29.2022 reprog \$20,000 (project funds) from idis#6587, funding increased \$65,000. 8.29.2022 reprog \$20,000 (project funds) from idis#6588, funding increased to \$85,000. 8.29.2022 reprog \$20,000 (project funds) from idis#6589, funding increased \$105,000. Project is 1% Complete. John Kelley Elementary is located in a low-moderate income area in the 4th District. CDBG funds will be used for the purchase and installation of a shade structure, playground equipment, and rubberized surface. The improvements will provide a safe and improved recreational area for the community. Eligible CDBG expenses will include design, construction, project management, compliance monitoring, and other related activities.	
2022	9.29.2022 reprog \$5,000 from unencumbered, funding increased to \$110,000. Project underway. The project is 5% Complete. John Kelley Elementary is in a low-moderate income area in the 4th District. CDBG funds will be used for the purchase and installation of a shade structure, playground equipment, and rubberized surface. The improvements will provide a safer and improved recreational area for the community. Once complete the project will provide accessibility for the purpose of creating a suitable living environment.	
2023	1.10.2024 reprog \$27,000.00 (\$25,000.00 project funds and \$2,000.00 ADC) from idis#6584, funding increased to \$137,000.00. Project underway. The project is 95% Complete. John Kelley Elementary is in a low-moderate income area in the 4th District. CDBG funds will be used to purchase and install a shade structure, playground equipment, and a rubberized surface. The improvements will provide a safer and improved recreational area for the community. Once complete the project will provide accessibility for the purpose of creating a suitable living environment.	

PGM Year:	2021	
Project:	0066 - 4.BL.54-21 - Park Improvements	
IDIS Activity:	6595 - 4.BL.54-21 - Park Improvements	
Status:	Open	Objective: Create suitable living environments
Location:	309 N Carlton Ave Blythe, CA 92225-1411	Outcome: Availability/accessibility
		Matrix Code: Parks, Recreational Facilities (03F) National Objective: LMA

**Activity to prevent, prepare for, and respond to Coronavirus: No**

**Initial Funding Date:** 11/15/2021

**Description:**

The City of Blythe will use CDBG funds for the design and construction of improvements at the city-owned park located at the northwest corner of North Carlton Avenue and West Barnard Street. The project will consist of the purchase and installation of playground equipment and a shade structure. Eligible CDBG expenses will include design, construction, project management, compliance monitoring, and other related activities.

**Financing**

	Fund Type	Grant Year	Grant	Funded Amount	Drawn In Program Year	Drawn Thru Program Year
CDBG	EN	2019	B19UC060506	\$5,000.00	\$1,367.92	\$2,008.49
		2021	B21UC060506	\$108,927.00	\$0.00	\$0.00
<b>Total</b>	<b>Total</b>			<b>\$113,927.00</b>	<b>\$1,367.92</b>	<b>\$2,008.49</b>

**Proposed Accomplishments**

Public Facilities : 2,305  
Total Population in Service Area: 2,305  
Census Tract Percent Low / Mod: 53.80

**Annual Accomplishments**

Years	Accomplishment Narrative	# Benefitting
-------	--------------------------	---------------



2021	2021 funding \$108,927. 12.14.2021 reprog \$5,000 from unencumbered for ADC, funding increased \$113,927. 8.19.2022 reprog \$113,927.00 (\$108,927 project funds and \$5,000 ADC) to unencumbered, funding decreased to \$0. 8.26.2022 reprog \$113,927.00 (\$108,927 project funds and \$5,000 ADC) from unencumbered, funding increased to \$113,927.00. The project is 0% complete. The City of Blythe will use CDBG funds for the design and construction of improvements at the city-owned park located at the northwest corner of North Carlton Avenue and West Barnard Street. The project will consist of the purchase and installation of playground equipment and a shade structure. Eligible CDBG expenses will include design, construction, project management, compliance monitoring, and other related activities.
2022	Project underway. The project is 15% complete. The City of Blythe will use CDBG funds for the design and construction of improvements at the city-owned park located at the northwest corner of North Carlton Avenue and West Barnard Street. The project will consist of purchasing and installing a shade structure. Once complete the project will provide accessibility for the purpose of creating a suitable living environment.
2023	Project underway. The project is 95% complete. The City of Blythe will use CDBG funds for the design and construction of improvements at the city-owned park located at the northwest corner of North Carlton Avenue and West Barnard Street. The project will consist of purchasing and installing a shade structure. Once complete the project will provide accessibility for the purpose of creating a suitable living environment.

<b>PGM Year:</b>	2021		
<b>Project:</b>	0067 - 4.CO.25-21 - Bagdouma Park Rehabilitation Project, Phase II		
<b>IDIS Activity:</b>	6596 - 4.CO.25-21 - Bagdouma Park Rehabilitation Project, Phase II		
<b>Status:</b>	Open	<b>Objective:</b>	Create suitable living environments
<b>Location:</b>	51-251 Douma Street Coachella, CA 92236	<b>Outcome:</b>	Availability/accessibility
		<b>Matrix Code:</b>	Parks, Recreational Facilities (03F)
		<b>National Objective:</b>	LMA

**Activity to prevent, prepare for, and respond to Coronavirus:** No

**Initial Funding Date:** 11/15/2021

**Description:**

The City of Coachella will use CDBG funds for multi-phase park improvements at Bagdouma Park. Phase II of this project will include the installation of a new, prefabricated public restroom facility near the soccer fields. CDBG funds will be used for design, construction costs, project management, compliance monitoring, inspection, and other related expenses.

**Financing**

	Fund Type	Grant Year	Grant	Funded Amount	Drawn In Program Year	Drawn Thru Program Year
CDBG	EN	2018	B18UC060506	\$868.14	\$125.70	\$868.14
		2021	B21UC060506	\$322,435.00	\$322,435.00	\$322,435.00
		2022	B22UC060506	\$4,131.86	\$0.00	\$0.00
<b>Total</b>	<b>Total</b>			<b>\$327,435.00</b>	<b>\$322,560.70</b>	<b>\$323,303.14</b>

**Proposed Accomplishments**

Public Facilities : 49,015

Total Population in Service Area: 52,515

Census Tract Percent Low / Mod: 60.81

**Annual Accomplishments**

<b>Years</b>	<b>Accomplishment Narrative</b>	<b># Benefitting</b>
2021	2021 funding \$322,435. 12.14.2021 reprog \$5,000 from unencumbered for ADC, funding increased \$327,435. The project is 0% Complete. The City of Coachella will use CDBG funds for multi-phase park improvements at Bagdouma Park. Phase II of this project will include the installation of a new, prefabricated public restroom facility near the soccer fields. CDBG funds will be used for design, construction costs, project management, compliance monitoring, inspection, and other related expenses, costs associated with design, construction, and project staff costs.	

2023	The project is 100% Complete. The City of Coachella used CDBG funds for multi-phase park improvements at Bagdouma Park. Phase II included the installation of a new, prefabricated public restroom facility near the soccer fields. CDBG funds were used for design, construction, and project management.
------	--

**Activity to prevent, prepare for, and respond to Coronavirus:** No

**Description:**

## Financing

### Proposed Accomplishments

### Annual Accomplishments

Years	Accomplishment Narrative	# Benefitting
2021	2021-22 funding \$303,607. 12.14.2021 reprog \$5,000 from unencumbered for ADC, funding increased \$308,607. 7.21.2022 per city request, reprog \$246,935 project funds from idis#6322, funding increased to \$555,542. The project is 0% Completed. The City of Desert Hot Springs will replace the existing restrooms at Corporate Yard Park and Tedesco Park for safety, efficiency, and accessibility upgrades. CDBG funds will be used to pay for design, construction, project management, compliance monitoring, inspection, and other related expenses.	
2022	The project is 50% completed. Project is currently in construction phase and is expected to be complete September 2023. The City of Desert Hot Springs is replacing the existing restrooms at Tedesco Park for safety, efficiency, and accessibility upgrades for the purpose of creating a suitable living environment. CDBG funds will be used to pay for design, construction, project management, compliance monitoring, inspection, and other related expenses.	
2023	10.13.2023 reprog \$1,000 from unencumbered for ADC, funding increased to \$556,542. 8.15.2024 reprog \$784.75 to unencumbered, funding decreased to \$555,757.25. The project is 100% Completed. The City of Desert Hot Springs replaced the existing restrooms at Tedesco Park for safety, efficiency, and accessibility upgrades. CDBG funds were used to pay for the design, construction, installation, project management, compliance monitoring, and other related expenses of a pre-fabricated restroom for Tedesco Park. Improvements were made for the purpose of creating a suitable living environment by increasing accessibility for residents of the City of Desert Hot Springs.	

**PGM Year:** 2021  
**Project:** 0069 - 4.LQ.42-21 - City of La Quinta Miscellaneous ADA Improvements  
**IDIS Activity:** 6598 - 4.LQ.42-21 - City of La Quinta Miscellaneous ADA Improvements  
**Status:** Completed 7/7/2023 5:00:19 PM  
**Location:** 78495 Calle Tampico Various locations throughout the City  
 Objective: Create suitable living environments  
 Outcome: Availability/accessibility  
 Matrix Code: Sidewalks (03L)  
 National Objective: LMC

**Activity to prevent, prepare for, and respond to Coronavirus:** No

**Initial Funding Date:** 11/15/2021

**Description:**

The City of La Quinta will use CDBG funds to pay for costs associated with the construction of ADA improvements at various city-owned public facilities, as well as the installation of intersection curbs and compliant sidewalks, all prioritized improvements recommended in the City's ADA Transition Plan report. CDBG funds will be used for design, construction, project management, compliance monitoring, and inspection/testing costs.

**Financing**

	Fund Type	Grant Year	Grant	Funded Amount	Drawn In Program Year	Drawn Thru Program Year
CDBG	EN	2018	B18UC060506	\$9,054.94	\$0.00	\$9,054.94
		2020	B20UC060506	\$38,950.33	\$0.00	\$38,950.33
		2021	B21UC060506	\$139,308.65	\$0.00	\$139,308.65
<b>Total</b>	<b>Total</b>			<b>\$187,313.92</b>	<b>\$0.00</b>	<b>\$187,313.92</b>

**Proposed Accomplishments**

People (General) : 3,614

**Actual Accomplishments**

	Owner		Renter		Total		Person	
Number assisted:	Total	Hispanic	Total	Hispanic	Total	Hispanic	Total	Hispanic
White:	0	0	0	0	0	0	3,124	1,387
Black/African American:	0	0	0	0	0	0	38	0
Asian:	0	0	0	0	0	0	38	0
American Indian/Alaskan Native:	0	0	0	0	0	0	0	0
Native Hawaiian/Other Pacific Islander:	0	0	0	0	0	0	0	0
American Indian/Alaskan Native & White:	0	0	0	0	0	0	0	0
Asian White:	0	0	0	0	0	0	0	0
Black/African American & White:	0	0	0	0	0	0	0	0
American Indian/Alaskan Native & Black/African American:	0	0	0	0	0	0	9	0
Other multi-racial:	0	0	0	0	0	0	502	0
Asian/Pacific Islander:	0	0	0	0	0	0	0	0
Hispanic:	0	0	0	0	0	0	0	0
<b>Total:</b>	<b>0</b>	<b>0</b>	<b>0</b>	<b>0</b>	<b>0</b>	<b>0</b>	<b>3,711</b>	<b>1,387</b>
Female-headed Households:	0		0		0			

*Income Category:*

	Owner	Renter	Total	Person
Extremely Low	0	0	0	0
Low Mod	0	0	0	3,711
Moderate	0	0	0	0
Non Low Moderate	0	0	0	0
Total	0	0	0	3,711
Percent Low/Mod				100.0%

**Annual Accomplishments**

Years	Accomplishment Narrative	# Benefitting
-------	--------------------------	---------------

2021 2021 funding \$171,077. 12.6.2021 reprog \$38,950.33 from unencumbered (2020 project funds), funding increased to \$210,027.33. 12.7.2021 reprog \$22,650.00 to idis#6614, funding decreased to \$187,377.33. 12.14.2021 reprog \$5,000 from unencumbered for ADC, funding increased \$192,377.33. 4.15.2022 reprog \$21,120 from idis#6614, funding increased to \$213,497.33. 6.23.2022 reprog \$5,000 from unencumbered for ADC, funding increased to \$218,497.33. Project is 90% complete. The city is currently working on gathering documents for reimbursement and is filing a notice of completion. The City of La Quinta will use CDBG funds to pay for costs associated with the construction of ADA improvements at various city-owned public facilities, as well as the installation of intersection curbs and compliant sidewalks, all prioritized improvements recommended in the City's ADA Transition Plan report. CDBG funds will be used for design, construction, project management, compliance monitoring, and inspection/testing costs.

2022 4.3.2023 per city request, reprog \$30,238.35 to idis#6691, funding decreased to \$188,258.98. 5.26.2023 reprog \$945.06 unused ADC to unencumbered, funding decreased to \$187,313.92. Project 100% complete. CDBG funds were used to pay for construction costs associated with ADA improvements on Eisenhower Street. The work consisted of installing intersection curbs and compliant ADA ramps & Sidewalks; all prioritized improvements were recommended in the City's ADA Transition Plan report. Improvements were made for the purpose of creating a suitable living environment by increasing accessibility. The City of La Quinta leveraged general funds.

**PGM Year:** 2021  
**Project:** 0072 - 5.BN.51-21 - Lion's Park Project  
**IDIS Activity:** 6601 - 5.BN.51-21 - Lion's Park Project

Status: Open Objective: Create suitable living environments  
Location: 955 S. Hargrave Street Banning, CA 92220 Outcome: Availability/accessibility  
Matrix Code: Parks, Recreational Facilities (03F) National Objective: LMA

**Activity to prevent, prepare for, and respond to Coronavirus:** No

**Initial Funding Date:** 11/15/2021

**Description:**

The City of Banning will use CDBG funds for improvements at Lion's Park. Improvements include the removal of the existing chain and post fencing and the installation of safe, vinyl fencing along the perimeter of the park. Eligible CDBG expenses will include design, construction, project management, compliance monitoring, and other related activities.

**Financing**

	Fund Type	Grant Year	Grant	Funded Amount	Drawn In Program Year	Drawn Thru Program Year
CDBG	EN	2018	B18UC060506	\$281.74	\$125.73	\$281.74
		2022	B22UC060506	\$4,718.26	\$0.00	\$0.00
		2023	B23UC060506	\$2,034.28	\$2,034.28	\$2,034.28
<b>Total</b>	<b>Total</b>			<b>\$7,034.28</b>	<b>\$2,160.01</b>	<b>\$2,316.02</b>

**Proposed Accomplishments**

Public Facilities : 9,435  
Total Population in Service Area: 9,435  
Census Tract Percent Low / Mod: 64.97

**Annual Accomplishments**

Years	Accomplishment Narrative	# Benefitting
2021	2021 funding \$45,000. 12.14.2021 reprog \$5,000 from unencumbered for ADC, funding increased \$50,000. The project is 0% complete. The City of Banning will use CDBG funds for the design and construction of improvements to Lion's Park for the purpose of creating a suitable living environment. Improvements include removing chain and post fencing, and installation of safe, vinyl fencing along the perimeter of the park. CDBG funds will be used for design, construction, project management, compliance monitoring, and other related activities.	
2022	The project is 0% complete. The City of Banning will use CDBG funds for the design and construction of improvements to Lion's Park for the purpose of creating a suitable living environment. Improvements include removing chain and post fencing, and installation of safe, vinyl fencing along the perimeter of the park. CDBG funds will be used for design, construction, project management, compliance monitoring, and other related activities.	

2023 2.29.2024 reprog \$45,000 to unencumbered (administration action), funding decreased to \$5,000.00. 4.10.2024 reprog \$2,034.28 from IDIS# 6798, funding increased to \$7,034.28. The project is 5% complete. The City of Banning will use CDBG funds to design and construct improvements to Lions Park to create a suitable living environment. Improvements include removing the chain and post fencing and installing safe vinyl fencing along the perimeter of the park. CDBG funds will be used for design, construction, project management, compliance monitoring, and other related activities.

**PGM Year:** 2021  
**Project:** 0073 - 5.BN.52-21 - Roosevelt Williams Park Project  
**IDIS Activity:** 6602 - 5.BN.52-21 - Roosevelt Williams Park Project  
**Status:** Open  
**Location:** 1104 East George Street Banning, CA 92220  
**Objective:** Create suitable living environments  
**Outcome:** Availability/accessibility  
**Matrix Code:** Parks, Recreational Facilities (03F) **National Objective:** LMA

**Activity to prevent, prepare for, and respond to Coronavirus:** No

**Initial Funding Date:** 11/15/2021

**Description:**

The City of Banning will use CDBG funds for construction improvements at Roosevelt Williams Park. Improvements will include the installation of vinyl fencing along the south border of the north parking lot. CDBG funds will be used for the purchase of materials, installation costs, project management, compliance monitoring, and other related activities.

**Financing**

	Fund Type	Grant Year	Grant	Funded Amount	Drawn In Program Year	Drawn Thru Program Year
CDBG	EN	2018	B18UC060506	\$281.74	\$125.73	\$281.74
		2022	B22UC060506	\$1,718.26	\$0.00	\$0.00
<b>Total</b>	<b>Total</b>			<b>\$2,000.00</b>	<b>\$125.73</b>	<b>\$281.74</b>

**Proposed Accomplishments**

Public Facilities : 2,465  
Total Population in Service Area: 2,465  
Census Tract Percent Low / Mod: 81.95

**Annual Accomplishments**

<b>Years</b>	<b>Accomplishment Narrative</b>	<b># Benefitting</b>
2021	2021 funding \$20,400. 12.15.2021 reprog \$5,000 from unencumbered for ADC, funding increased \$25,400. The project is 0% complete. The City of Banning will use CDBG funds for the design and construction of improvements to Roosevelt Williams Park for the purpose of creating a suitable living environment. Improvements include the installation of vinyl fencing along the south border of the north parking lot. CDBG funds will be used for the purchase of materials and installation costs.	
2022	The project is 0% complete. The City of Banning will use CDBG funds for the design and construction of improvements to Roosevelt Williams Park for the purpose of creating a suitable living environment. Improvements include the installation of vinyl fencing along the south border of the north parking lot. CDBG funds will be used for the purchase of materials and installation costs.	
2023	12.20.2023 reprog \$3,000 (ADC) to unencumbered, funding decreased to \$22,400. 2.29.2024 reprog \$20,400 to unencumbered (administration action), funding decreased to \$2,000.00. Project underway. The City of Banning will use CDBG funds for the design and construction of improvements to Roosevelt Williams Park for the purpose of creating a suitable living environment. Improvements include the installation of vinyl fencing along the south border of the north parking lot. CDBG funds will be used for the purchase of materials and installation costs.	

**PGM Year:** 2021  
**Project:** 0074 - 5.BN.53-21 - Sylvan Park Improvement Project  
**IDIS Activity:** 6603 - 5.BN.53-21 - Sylvan Park Improvement Project  
**Status:** Open  
**Location:** 2798 W. George Street Banning, CA 92220  
**Objective:** Create suitable living environments  
**Outcome:** Availability/accessibility  
**Matrix Code:** Parks, Recreational Facilities (03F) **National Objective:** LMA

Activity to prevent, prepare for, and respond to Coronavirus: No

Initial Funding Date: 11/15/2021

**Description:**

The City of Banning will use CDBG funding for the design and construction of improvements at Sylvan Park. Renovations include the replacement of a picnic shelter, installation of picnic tables, resurfacing of two basketball courts with safety surfacing, and repairing of the roof structure at the entry arches off Nicolet Street. Eligible CDBG expenses will include design, construction, project management, compliance monitoring, and other related activities.

**Financing**

	Fund Type	Grant Year	Grant	Funded Amount	Drawn In Program Year	Drawn Thru Program Year
CDBG	EN	2018	B18UC060506	\$281.74	\$125.73	\$281.74
		2021	B21UC060506	\$15,370.86	\$0.00	\$0.00
		2022	B22UC060506	\$4,718.26	\$0.00	\$0.00
		2023	B23UC060506	\$4,875.34	\$4,875.34	\$4,875.34
<b>Total</b>	<b>Total</b>			<b>\$25,246.20</b>	<b>\$5,001.07</b>	<b>\$5,157.08</b>

**Proposed Accomplishments**

Public Facilities : 2,940

Total Population in Service Area: 2,940

Census Tract Percent Low / Mod: 55.10

**Annual Accomplishments**

Years	Accomplishment Narrative	# Benefitting
2021	2021 funding \$144,016. 12.15.2021 reprog \$5,000 from unencumbered for ADC, funding increased \$149,016. The project is 0% complete. The City of Banning will use CDBG funds for the design and construction of improvements to Sylvan Park for the purpose of creating a suitable living environment. Renovations include the replacement of a picnic shelter, installation of picnic tables, resurfacing of two basketball courts with safety surfacing, and repairing of the roof structure on the entry arches off Nicolet Street. Eligible CDBG expenses will include design, construction, project management, compliance monitoring, and other related activities.	
2022	The project is 0% complete. The City of Banning will use CDBG funds for the design and construction of improvements to Sylvan Park for the purpose of creating a suitable living environment. Renovations include the replacement of a picnic shelter, installation of picnic tables, resurfacing of two basketball courts with safety surfacing, and repairing of the roof structure on the entry arches off Nicolet Street. Eligible CDBG expenses will include design, construction, project management, compliance monitoring, and other related activities.	
2023	2.29.2024 reprog \$144,016 to unencumbered (administration action), funding decreased to \$5,000.00. 4.10.2024 reprog \$4,875.34 from IDIS# 6798, funding increased to \$9,875.34. 7.31.2024 reprog \$15,370.86 from unencumbered funding increased to \$25,246.20. The project is 4% complete. The City of Banning will use CDBG funds for the design and construction of improvements to Sylvan Park for the purpose of creating a suitable living environment. Renovations include the replacement of a picnic shelter, installation of picnic tables, resurfacing of two basketball courts with safety surfacing, and repairing of the roof structure on the entry arches off Nicolet Street. Eligible CDBG expenses will include design, construction, project management, compliance monitoring, and other related activities.	

**PGM Year:** 2021

**Project:** 0075 - 5.BEA.45-21 - City of Beaumont ADA Improvements

**IDIS Activity:** 6604 - 5.BEA.45-21 - City of Beaumont ADA Improvements

Status: Canceled 12/22/2023 5:41:58 PM

Location: 550 E 6th St Beaumont Avenue and 6th Street Beaumont, CA 92223-2253

Objective: Create suitable living environments

Outcome: Sustainability

Matrix Code: Other Public Improvements Not Listed

National Objective: LMA

Activity to prevent, prepare for, and respond to Coronavirus: No

Initial Funding Date: 11/15/2021

**Description:**

The City of Beaumont will use CDBG for the construction of sidewalk, curb, and gutter improvements along east and west sides of Beaumont Avenue, and north of 6th Street, in order to improve pedestrian safety and ADA accessibility. CDBG funds will be used for project management, compliance, design, and construction costs.

#### Financing

No data returned for this view. This might be because the applied filter excludes all data.

#### Proposed Accomplishments

People (General) : 1,420  
Total Population in Service Area: 1,420  
Census Tract Percent Low / Mod: 57.04

#### Annual Accomplishments

Years	Accomplishment Narrative	# Benefitting
2021	2021 funding \$154,769. 12.15.2021 reprog \$5,000 from unencumbered for ADC, funding increased \$159,769. The project is 0% complete. The City of Beaumont will construct sidewalk and curb and gutter improvements along the east and west of Beaumont Avenue, and north of 6th Street, in order to improve pedestrian safety and ADA accessibility for the purpose of creating a suitable living environment. CDBG funds will be used for project management, compliance, design, and construction costs.	
2022	Project is 0% complete. The City of Beaumont will construct sidewalk and curb and gutter improvements along the east and west of Beaumont Avenue, and north of 6th Street, in order to improve pedestrian safety and ADA accessibility for the purpose of creating a suitable living environment. CDBG funds will be used for project management, compliance, design, and construction costs.	
2023	12.22.2023 per city request, reprog \$154,769 to idis#6797, funding decreased to \$5,000. 12.22.2023 reprog \$5,000 unused ADC to unencumbered, funding decreased to \$0.	

<b>PGM Year:</b>	2021	
<b>Project:</b>	0013 - 9.223-21 - Home Enhancement Program	
<b>IDIS Activity:</b>	6613 - 9.223-21 - AD - REHAB ADMIN ADC - Home Enhancement	
<b>Status:</b>	Completed 8/19/2024 2:13:02 PM	<b>Objective:</b> Provide decent affordable housing
<b>Location:</b>	3403 10th St Ste 300 Riverside, CA 92501-3659	<b>Outcome:</b> Affordability
		<b>Matrix Code:</b> Rehabilitation Administration (14H)
		<b>National Objective:</b> LMH

**Activity to prevent, prepare for, and respond to Coronavirus:** No

**Initial Funding Date:** 12/02/2021

#### Description:

CDBG funds will be used for all delivery costs (including staff, other direct costs, and service costs) directly related to carrying out housing rehabilitation activities including professional services, preparation of work write-ups, allocation processing, and other related fees.

#### Financing

	Fund Type	Grant Year	Grant	Funded Amount	Drawn In Program Year	Drawn Thru Program Year
CDBG	EN	2021	B21UC060506	\$200,000.00	\$40,515.24	\$200,000.00
<b>Total</b>	<b>Total</b>			<b>\$200,000.00</b>	<b>\$40,515.24</b>	<b>\$200,000.00</b>

#### Proposed Accomplishments

Housing Units : 1

#### Actual Accomplishments

Number assisted:	Owner		Renter		Total		Person	
	Total	Hispanic	Total	Hispanic	Total	Hispanic	Total	Hispanic
White:	0	0	0	0	0	0	0	0
Black/African American:	0	0	0	0	0	0	0	0
Asian:	0	0	0	0	0	0	0	0
American Indian/Alaskan Native:	0	0	0	0	0	0	0	0

Native Hawaiian/Other Pacific Islander:	0	0	0	0	0	0	0	0
American Indian/Alaskan Native & White:	0	0	0	0	0	0	0	0
Asian White:	0	0	0	0	0	0	0	0
Black/African American & White:	0	0	0	0	0	0	0	0
American Indian/Alaskan Native & Black/African American:	0	0	0	0	0	0	0	0
Other multi-racial:	1	0	0	0	1	0	0	0
Asian/Pacific Islander:	0	0	0	0	0	0	0	0
Hispanic:	0	0	0	0	0	0	0	0
<b>Total:</b>	<b>1</b>	<b>0</b>	<b>0</b>	<b>0</b>	<b>1</b>	<b>0</b>	<b>0</b>	<b>0</b>

Female-headed Households: 0 0 0

*Income Category:*

	Owner	Renter	Total	Person
Extremely Low	0	0	0	0
Low Mod	1	0	1	0
Moderate	0	0	0	0
Non Low Moderate	0	0	0	0
Total	1	0	1	0
Percent Low/Mod	100.0%		100.0%	

**Annual Accomplishments**

Years	Accomplishment Narrative	# Benefitting
2021	Accomplishments for this activity will be reported under each individual rehab activity set-up/funded from idis# 6552 and 6541. 12.2.2021 reprog \$200,000 from idis#6541 for ADC, funding increased to \$200,000.	
2022	All ADC costs are associated with activities for idis# 6704, 6722, 6705, 6706, 6726, 6727, and 6728. Accomplishments reported under idis# 6704, 6722, 6705, 6706, 6726, 6727, and 6728.	
2023	Accomplishments reported under idis# 6704, 6722, 6705, 6706, 6726, 6727, and 6728.	

<b>PGM Year:</b>	2021	
<b>Project:</b>	0081 - 1.120-21 - Lakeland Village Community Center Improvement Project Phase II	
<b>IDIS Activity:</b>	6616 - 1.120-21 - Lakeland Village Community Center Improvement Project Phase II	
Status:	Completed 8/6/2024 12:13:03 PM	Objective: Create suitable living environments
Location:	3133 Mission Inn Ave Riverside, CA 92507-4138	Outcome: Sustainability
		Matrix Code: Neighborhood Facilities (03E) National Objective: LMA

**Activity to prevent, prepare for, and respond to Coronavirus: No**

**Initial Funding Date:** 03/23/2022

**Description:**

The Riverside County Department of Facilities will use CDBG funds to pay for costs associated with improvements and upgrades to the Lakeland Village Community Center. Improvements include permanent shade structures, lighting, and other improvements as needed. Eligible costs included engineering, materials, manufacturing, installation, construction, and project administration.

**Financing**

	Fund Type	Grant Year	Grant	Funded Amount	Drawn In Program Year	Drawn Thru Program Year
CDBG	EN	2016	B16UC060506	\$4,602.18	\$0.00	\$4,602.18
		2019	B19UC060506	\$113,420.47	\$5,474.88	\$113,420.47
	PI			\$600.00	\$0.00	\$600.00
<b>Total</b>	<b>Total</b>			<b>\$118,622.65</b>	<b>\$5,474.88</b>	<b>\$118,622.65</b>

**Proposed Accomplishments**

Public Facilities : 14,430



Total Population in Service Area: 13,515  
Census Tract Percent Low / Mod: 56.90

#### Annual Accomplishments

Years	Accomplishment Narrative	# Benefitting
2021	New project added, BOS approved on 3.8.2022. 3.23.2022 reprog \$115,000 from unencumbered, funding increased to \$115,000. 3.24.2022 reprog \$5,000 for ADC from unencumbered, funding increased to \$120,000. 7.20.2022 decreased PI \$600.00, increased EN same amount, funding remains the same at \$120,000. This project is 3% complete. The Riverside County Facilities Management department is using CDBG funds to pay for costs associated with improvements and upgrades to the Lakeland Village Community Center. Improvements include permanent shade structures, lighting, and other improvements as needed. Eligible costs include engineering, materials, manufacturing, installation, construction, and project administration.	
2022	1.6.2023 reprog \$397.82 unused ADC to unencumbered, funding decreased to \$119,602.18. This project is 95% complete and is in the closing stage, pending final payments and NOC. The Riverside County Facilities Management Department used CDBG funds to pay for costs associated with improvements and upgrades to the Lakeland Village Community Center. Improvements include permanent shade structures, lighting, and other improvements as needed. Eligible costs include engineering, materials, manufacturing, installation, construction, and project administration. Once complete the project will create a suitable living environments through sustainability.	
2023	1.25.2024 reprog \$979.53 unused ADC to unencumbered, funding decreased to \$118,622.65. This project is 100% complete. The NOC was submitted and filed on April 10, 2023. The Riverside County Facilities Management Department used CDBG funds to pay for costs associated with improvements and upgrades to the Lakeland Village Community Center. Improvements include permanent shade structures, lighting, and other improvements as needed. Eligible costs include engineering, materials, manufacturing, installation, construction, and project administration.	

<b>PGM Year:</b>	2021	
<b>Project:</b>	0083 - 1.121-21 - Mead Valley Community Center Improvement Project	
<b>IDIS Activity:</b>	6623 - 1.121-21 - Mead Valley Community Center Improvement Project	
Status:	Completed 5/20/2024 7:27:31 PM	Objective: Create suitable living environments
Location:	21091 Rider St Ste 102 Perris, CA 92570-8808	Outcome: Availability/accessibility
		Matrix Code: Neighborhood Facilities (03E) National Objective: LMA

**Activity to prevent, prepare for, and respond to Coronavirus:** No

**Initial Funding Date:** 05/05/2022

#### Description:

The Riverside County Department of Facilities Management (FM-PMO) will use Community Development Block Grant (CDBG) funds to pay for the costs of replacing the flooring at the Mead Valley Community Center. Eligible costs include construction, materials, design & engineering, installation, inspections, and project administration.

#### Financing

	Fund Type	Grant Year	Grant	Funded Amount	Drawn In Program Year	Drawn Thru Program Year
CDBG	EN	2018	B18UC060506	\$16,326.81	\$0.00	\$16,326.81
		2019	B19UC060506	\$875.39	\$0.00	\$875.39
<b>Total</b>	<b>Total</b>			<b>\$17,202.20</b>	<b>\$0.00</b>	<b>\$17,202.20</b>

#### Proposed Accomplishments

Public Facilities : 33,450  
Total Population in Service Area: 39,160  
Census Tract Percent Low / Mod: 54.06

#### Annual Accomplishments

Years	Accomplishment Narrative	# Benefitting
-------	--------------------------	---------------

2021 5.5.2022 reprog \$30,000 from idis#6246, funding increased to \$30,000. 5.10.2022 reprog \$2,000 from unencumbered for ADC, funding increased to \$32,000. This project is 2% complete. The Riverside County Department of Facilities Management (FM-PMO) is using Community Development Block Grant (CDBG) funds to pay for costs of replacing the flooring the Mead Valley Community Center. Eligible costs include construction, materials, design & engineering, installation, inspections, and project administration..

2022 Project 100% Complete. The County of Riverside Department of Facilities Management completed the following improvements to the community center that serves predominantly low-income individuals, for the purpose of creating a suitable living environment. The FM department used CDBG funds to pay for costs associated with funds to pay for the costs of replacing the flooring at the Mead Valley Community Center. By providing improved access to these public facilities, these improvements met the national objective of benefiting approximately 39,160 low- to moderate-income residents in the community of Mead Valley. Leverage funding was from the FM general and non-federal funds.

2023 1.19.2024 reprog \$13,673.19 unused project funds to unencumbered, funding decreased to \$18,326.81. 1.25.2024 reprog \$1,124.61 unused ADC to unencumbered, funding decreased to \$17,202.20. The project is 100% completed on 7/24/23. The County of Riverside Department of Facilities Management completed the following improvements to the community center that serves predominantly low-income individuals for the purpose of creating a suitable living environment. The FM department used CDBG funds to pay for costs associated with replacing the flooring at the Mead Valley Community Center. By providing improved access to these public facilities, these improvements met the national objective of benefiting approximately 39,160 low- to moderate-income residents in the community of Mead Valley. Leverage funding was from the FM general and non-federal funds.

**PGM Year:** 2021  
**Project:** 0084 - 1.122-21 - Good Hope Community Center Improvement Project  
**IDIS Activity:** 6624 - 1.122-21 - Good Hope Community Center Improvement Project  
**Status:** Completed 8/14/2024 2:49:02 PM **Objective:** Create suitable living environments  
**Location:** 21565 Steele Peak Dr Perris, CA 92570-8296 **Outcome:** Availability/accessibility  
**Matrix Code:** Neighborhood Facilities (03E) **National Objective:** LMA

**Activity to prevent, prepare for, and respond to Coronavirus:** No

**Initial Funding Date:** 05/31/2022

**Description:**

The County of Riverside will use CDBG funds to pay costs associated with comprehensive improvements and upgrades to the Good Hope Community Center and Park. Improvements include playgrounds, play surfaces, restrooms, parking, safety & security, Americans with Disabilities Act (ACT) upgrades, landscaping, building renovations, electrical improvements, lighting, acoustical sound panels, and other enhancements. Eligible costs include construction, materials, design & engineering, inspections, and project administration.

**Financing**

	Fund Type	Grant Year	Grant	Funded Amount	Drawn In Program Year	Drawn Thru Program Year
CDBG	EN	2018	B18UC060506	\$8,000.00	\$0.00	\$8,000.00
		2020	B20UC060506	\$1,111.57	\$192.73	\$1,111.57
		2021	B21UC060506	\$168,000.00	\$166,798.75	\$168,000.00
<b>Total</b>	<b>Total</b>			<b>\$177,111.57</b>	<b>\$166,991.48</b>	<b>\$177,111.57</b>

**Proposed Accomplishments**

Public Facilities : 1  
Total Population in Service Area: 26,120  
Census Tract Percent Low / Mod: 62.79

**Annual Accomplishments**

Years	Accomplishment Narrative	# Benefitting
-------	--------------------------	---------------

2021 Project listed as a backup project in 21-22 OYAP. 5.31.2022 reprog \$168,000 from unencumbered, funding increased to \$168,000. 6.1.2022 reprog \$5,000 from unencumbered for ADC, funding increased to \$173,000. This project is 0.2% complete. The County of Riverside will utilized CDBG funds to pay costs associated with comprehensive improvements and upgrades to the Good Hope Community Center and Park. Improvements include playgrounds, play surfaces, restrooms, parking, safety & security, Americans with Disabilities Act (ACT) upgrades, landscaping, building renovations, electrical improvements, lighting, acoustical sound panels, and other enhancements. Eligible costs include construction, materials, design & engineering, inspections, and project administration.

2022 9.30.2022 reprog \$3,000 from unencumbered for ADC, funding increased to \$176,000. 1.5.23 reprog 2,000 from unencumbered for ADC, funding increased to \$178,000. This project is 95% complete and is in the closing stage. The Riverside County Facilities Management Department used CDBG funds to pay for costs associated with improvements and upgrades to the Good Hope Community Center. Improvements include permanent shade structures, lighting, and other improvements as needed. Eligible costs include engineering, materials, manufacturing, installation, construction and project administration. Once complete the project will create a suitable living environment through sustainability.

2023 1.25.2024 reprog \$888.43 unused ADC to unencumbered, funding decreased to \$177,111.57. : This project is 100% complete. The County of Riverside Department of Facilities Management utilized CDBG funds to pay costs associated with comprehensive improvements and upgrades to the Good Hope Community Center and Park. Improvements included playgrounds play surfaces, materials and labor and installation of one (1) supe span shade structure over existing playground. Eligible costs included construction, materials, design & engineering, inspections, and project administration.

**PGM Year:** 2021  
**Project:** 0024 - 0.238-21 - Home Enhancement Program  
**IDIS Activity:** 6625 - 0.238-21-1 - Home Rehab Activity  
**Status:** Completed 8/2/2024 11:50:40 AM  
**Location:** 84365 Phoenix Ct Coachella, CA 92236-5449  
**Objective:** Provide decent affordable housing  
**Outcome:** Affordability  
**Matrix Code:** Rehab; Single-Unit Residential (14A)  
**National Objective:** LMH

**Activity to prevent, prepare for, and respond to Coronavirus:** No

**Initial Funding Date:** 08/15/2022

**Description:**

The Home Enhancement Program will use CDBG funds to pay for doors, window screen upgrades, broken garage doors, exterior lighting, and paint to the exterior of the house and attached garage. The house was built in 2005.

**Financing**

	Fund Type	Grant Year	Grant	Funded Amount	Drawn In Program Year	Drawn Thru Program Year
CDBG	EN	2019	B19UC060506	\$14,601.03	\$0.00	\$14,601.03
		2020	B20UC060506	\$9,952.00	\$5,913.03	\$9,952.00
		2021	B21UC060506	\$59.47	\$59.47	\$59.47
<b>Total</b>	<b>Total</b>			<b>\$24,612.50</b>	<b>\$5,972.50</b>	<b>\$24,612.50</b>

**Proposed Accomplishments**

Housing Units : 1

**Actual Accomplishments**

Number assisted:	Owner		Renter		Total		Person	
	Total	Hispanic	Total	Hispanic	Total	Hispanic	Total	Hispanic
White:	1	0	0	0	1	0	0	0
Black/African American:	0	0	0	0	0	0	0	0
Asian:	0	0	0	0	0	0	0	0
American Indian/Alaskan Native:	0	0	0	0	0	0	0	0
Native Hawaiian/Other Pacific Islander:	0	0	0	0	0	0	0	0
American Indian/Alaskan Native & White:	0	0	0	0	0	0	0	0
Asian White:	0	0	0	0	0	0	0	0

Black/African American & White:	0	0	0	0	0	0	0	0
American Indian/Alaskan Native & Black/African American:	0	0	0	0	0	0	0	0
Other multi-racial:	0	0	0	0	0	0	0	0
Asian/Pacific Islander:	0	0	0	0	0	0	0	0
Hispanic:	0	0	0	0	0	0	0	0
<b>Total:</b>	<b>1</b>	<b>0</b>	<b>0</b>	<b>0</b>	<b>1</b>	<b>0</b>	<b>0</b>	<b>0</b>

Female-headed Households: 0 0 0

*Income Category:*

	Owner	Renter	Total	Person
Extremely Low	0	0	0	0
Low Mod	1	0	1	0
Moderate	0	0	0	0
Non Low Moderate	0	0	0	0
Total	1	0	1	0
Percent Low/Mod	100.0%		100.0%	

**Annual Accomplishments**

Years	Accomplishment Narrative	# Benefitting
-------	--------------------------	---------------

2021 8.15.2022 reprog \$40,000 from idis#6552, funding increased to \$40,000.

2022 Housing Rehab activity is 95% complete. CDBG funds have been used to pay for costs associated with replacement of windows and screens, doors a sliding door, a garage door, exterior lighting and painting the exterior of the house. The contractor miscalculated and we are currently waiting for the arrival of one window and after that the project will be complete. This activity aims to improve one (1) residential structure and met the national objective of benefiting a low-moderate income household in the City of Coachella.

2023 8.24.2023 reprog \$15,387.50 to IDIS#6646; funding decreased to \$24,612.50. Housing Rehab activity is 100% complete. CDBG funds have been used to pay for costs associated with replacing windows and screens, doors, a sliding door, a garage door, exterior lighting, painting the exterior of the house, and fencing. This activity has improved one (1) residential structure and met the national objective of benefiting a low-moderate income household in the City of Coachella.

<b>PGM Year:</b>	2021
<b>Project:</b>	0024 - 0.238-21 - Home Enhancement Program
<b>IDIS Activity:</b>	6626 - 0.238-21-2- Home Rehab Activity
Status:	Completed 8/2/2024 12:03:14 PM
Location:	91305 6th Street Mecca, CA 92254
Objective:	Provide decent affordable housing
Outcome:	Affordability
Matrix Code:	Rehab; Single-Unit Residential (14A)
National Objective:	LMH

**Activity to prevent, prepare for, and respond to Coronavirus:** No

**Initial Funding Date:** 08/16/2022

**Description:**

The Home Enhancement Program will use CDBG funds to pay for minor roof repairs, doors, and windowscreens, replace fencing, replace the shed for the water heater, and exterior lighting and paint the exterior of the house. This house was built in 1964.

**Financing**

	Fund Type	Grant Year	Grant	Funded Amount	Drawn In Program Year	Drawn Thru Program Year
CDBG	EN	2020	B20UC060506	\$1,166.00	\$1,166.00	\$1,166.00
		2021	B21UC060506	\$40,000.00	\$1,972.50	\$40,000.00
		2022	B22UC060506	\$8,684.00	\$8,684.00	\$8,684.00
<b>Total</b>	<b>Total</b>			<b>\$49,850.00</b>	<b>\$11,822.50</b>	<b>\$49,850.00</b>

**Proposed Accomplishments**

Housing Units : 1

**Actual Accomplishments**

Number assisted:	Owner		Renter		Total		Person	
	Total	Hispanic	Total	Hispanic	Total	Hispanic	Total	Hispanic
White:	1	0	0	0	1	0	0	0
Black/African American:	0	0	0	0	0	0	0	0
Asian:	0	0	0	0	0	0	0	0
American Indian/Alaskan Native:	0	0	0	0	0	0	0	0
Native Hawaiian/Other Pacific Islander:	0	0	0	0	0	0	0	0
American Indian/Alaskan Native & White:	0	0	0	0	0	0	0	0
Asian White:	0	0	0	0	0	0	0	0
Black/African American & White:	0	0	0	0	0	0	0	0
American Indian/Alaskan Native & Black/African American:	0	0	0	0	0	0	0	0
Other multi-racial:	0	0	0	0	0	0	0	0
Asian/Pacific Islander:	0	0	0	0	0	0	0	0
Hispanic:	0	0	0	0	0	0	0	0
<b>Total:</b>	<b>1</b>	<b>0</b>	<b>0</b>	<b>0</b>	<b>1</b>	<b>0</b>	<b>0</b>	<b>0</b>
Female-headed Households:	0		0		0			

Income Category:

	Owner	Renter	Total	Person
Extremely Low	1	0	1	0
Low Mod	0	0	0	0
Moderate	0	0	0	0
Non Low Moderate	0	0	0	0
Total	1	0	1	0
Percent Low/Mod	100.0%		100.0%	

Annual Accomplishments

Years	Accomplishment Narrative	# Benefitting
2021	8.15.2022 reprog \$40,000 from idis#6552, funding increased to \$40,000.	

2022 Housing Rehab activity is 98% complete. CDBG funds have been used to pay for costs associated with roof replacement, chain link fencing, and replace the wrought iron fencing in the front yard. Replacement of windows and screens and reinstalling the security bars, replacement of the water heater shed, numbers on the house, installing a burrito drain in the driveway. We only have the final walk thru before closing this project; we plan on conducting it next week. This activity aims to improve one (1) residential structure and met the national objective of benefiting a low-moderate income household in the unincorporated area of Mecca.

2023 8.24.2023 reprog \$9,850.00 from IDIS#6646; funding increased to \$49,850.00. The Housing Rehab activity is 100% complete. CDBG funds were used to pay for costs associated with roof replacement, chain link fencing, and replacing the wrought iron fencing in the front yard. Windows and screens were replaced, and security bars were reinstalled. The water heater shed was replaced, and numbers were added to the house. A burrito drain was installed in the driveway. This activity improved one (1) residential structure and met the national objective of benefiting a low-moderate income household in the unincorporated area of Mecca.

PGM Year:	2021	
Project:	0024 - 0.238-21 - Home Enhancement Program	
IDIS Activity:	6627 - 0.238-21-3- Home Rehab Activity	
Status:	Completed 8/22/2024 11:35:32 AM	Objective: Provide decent affordable housing
Location:	98800 Yawl Ave Mecca, CA 92254-2528	Outcome: Affordability
		Matrix Code: Rehab; Single-Unit Residential (14A) National Objective: LMH

Activity to prevent, prepare for, and respond to Coronavirus: No

Initial Funding Date: 08/18/2022

Description:

The Home Enhancement Program will use CDBG Funds to pay for roof repairs, windowscreens, stairway replacement, exterior lighting, and paint to the exterior of the house.  
This manufactured house was built in 1979.

#### Financing

	Fund Type	Grant Year	Grant	Funded Amount	Drawn In Program Year	Drawn Thru Program Year
CDBG	EN	2021	B21UC060506	\$40,860.38	\$14,821.33	\$40,860.38
	PI			\$1,522.67	\$1,522.67	\$1,522.67
<b>Total</b>	<b>Total</b>			<b>\$42,383.05</b>	<b>\$16,344.00</b>	<b>\$42,383.05</b>

#### Proposed Accomplishments

Housing Units : 1

#### Actual Accomplishments

	Owner		Renter		Total		Person	
<i>Number assisted:</i>	Total	Hispanic	Total	Hispanic	Total	Hispanic	Total	Hispanic
White:	1	0	0	0	1	0	0	0
Black/African American:	0	0	0	0	0	0	0	0
Asian:	0	0	0	0	0	0	0	0
American Indian/Alaskan Native:	0	0	0	0	0	0	0	0
Native Hawaiian/Other Pacific Islander:	0	0	0	0	0	0	0	0
American Indian/Alaskan Native & White:	0	0	0	0	0	0	0	0
Asian White:	0	0	0	0	0	0	0	0
Black/African American & White:	0	0	0	0	0	0	0	0
American Indian/Alaskan Native & Black/African American:	0	0	0	0	0	0	0	0
Other multi-racial:	0	0	0	0	0	0	0	0
Asian/Pacific Islander:	0	0	0	0	0	0	0	0
Hispanic:	0	0	0	0	0	0	0	0
<b>Total:</b>	<b>1</b>	<b>0</b>	<b>0</b>	<b>0</b>	<b>1</b>	<b>0</b>	<b>0</b>	<b>0</b>
Female-headed Households:	0		0		0			

#### Income Category:

	Owner	Renter	Total	Person
Extremely Low	0	0	0	0
Low Mod	0	0	0	0
Moderate	1	0	1	0
Non Low Moderate	0	0	0	0
Total	1	0	1	0
Percent Low/Mod	100.0%		100.0%	

#### Annual Accomplishments

Years	Accomplishment Narrative	# Benefitting
2021	8.18.2022 reprog \$40,000 from idis#6552, funding increased to \$40,000. Housing Rehab activity is 30% complete. CDBG funds have been used to pay for costs associated with stucco repair, window replacement, and exterior lighting so far. This activity aims to improve one (1) residential structure and met the national objective of benefiting a low-moderate income household in the unincorporated area of Mecca/ North Shore.	
2022	Housing Rehab activity is 30% complete. CDBG funds will be used to pay for costs associated with stucco repair, window replacement, and exterior lighting so far. This activity aims to improve one (1) residential structure and met the national objective of benefiting a low-moderate income household in the unincorporated area of Mecca/ North Shore.	

2023 10.23.2023 reprog \$2,383.05 from IDIS#6646, funding increased to \$42,383.05. 10.30.2023 reprog \$1,522.67 (PI), decreased (EN) same amount, funding remains the same, \$42,383.05. Housing Rehab activity is 100% complete. CDBG funds have been used to pay for costs associated with the roof replacement, installation of the flashing, stucco repair, new attic vents, a window replacement, exterior light fixtures, crawl space cover, and painting the house, trim and security bars. This activity has improved one (1) residential structure and met the national objective of benefiting a low-moderate income household in the unincorporated area of Mecca/ North Shore.

**PGM Year:** 2022  
**Project:** 0006 - 9.225-22 - CDBG Program Administration  
**IDIS Activity:** 6629 - 9.225-22 - CDBG Program Administration  
**Status:** Completed 8/14/2024 1:30:16 PM  
**Location:** ,  
**Objective:**  
**Outcome:**  
**Matrix Code:** General Program Administration (21A) **National Objective:**

**Activity to prevent, prepare for, and respond to Coronavirus:** No

**Initial Funding Date:** 11/07/2022

**Description:**

CDBG administration funding provides staffing and overall program management, coordination, monitoring, and evaluation of the CDBG program.

**Financing**

	Fund Type	Grant Year	Grant	Funded Amount	Drawn In Program Year	Drawn Thru Program Year
CDBG	EN	2022	B22UC060506	\$1,315,104.00	\$1,175,104.00	\$1,315,104.00
<b>Total</b>	<b>Total</b>			<b>\$1,315,104.00</b>	<b>\$1,175,104.00</b>	<b>\$1,315,104.00</b>

**Proposed Accomplishments**

**Actual Accomplishments**

	<b>Owner</b>		<b>Renter</b>		<b>Total</b>		<b>Person</b>	
	Total	Hispanic	Total	Hispanic	Total	Hispanic	Total	Hispanic
<i>Number assisted:</i>								
White:					0	0		
Black/African American:					0	0		
Asian:					0	0		
American Indian/Alaskan Native:					0	0		
Native Hawaiian/Other Pacific Islander:					0	0		
American Indian/Alaskan Native & White:					0	0		
Asian White:					0	0		
Black/African American & White:					0	0		
American Indian/Alaskan Native & Black/African American:					0	0		
Other multi-racial:					0	0		
Asian/Pacific Islander:					0	0		
Hispanic:					0	0		
<b>Total:</b>	<b>0</b>	<b>0</b>	<b>0</b>	<b>0</b>	<b>0</b>	<b>0</b>	<b>0</b>	<b>0</b>

Female-headed Households: 0

*Income Category:*

	<b>Owner</b>	<b>Renter</b>	<b>Total</b>	<b>Person</b>
Extremely Low			0	
Low Mod			0	
Moderate			0	
Non Low Moderate			0	
<b>Total</b>	<b>0</b>	<b>0</b>	<b>0</b>	<b>0</b>
Percent Low/Mod				

**Annual Accomplishments**

No data returned for this view. This might be because the applied filter excludes all data.

<b>PGM Year:</b>	2022	
<b>Project:</b>	0007 - 9.226-22 - Fair Housing Administration	
<b>IDIS Activity:</b>	6630 - 9.226-22 - Fair Housing Administration	
<b>Status:</b>	Completed 5/20/2024 7:30:41 PM	<b>Objective:</b>
<b>Location:</b>	,	<b>Outcome:</b>
		<b>Matrix Code:</b> Fair Housing Activities (subject to 20% National Objective:

**Activity to prevent, prepare for, and respond to Coronavirus:** No

**Initial Funding Date:** 11/07/2022

**Description:**

The program provides a vital range of "no-cost" fair housing services to eligible clientele throughout the County's Urban County program area. Services are provided to persons victimized and affected by illegal housing practices. CDBG funds will be used for program administrative expenses to promote open, inclusive, and cooperative community living.

**Financing**

	Fund Type	Grant Year	Grant	Funded Amount	Drawn In Program Year	Drawn Thru Program Year
CDBG	EN	2022	B22UC060506	\$135,000.00	\$23,550.77	\$135,000.00
<b>Total</b>	<b>Total</b>			<b>\$135,000.00</b>	<b>\$23,550.77</b>	<b>\$135,000.00</b>

**Proposed Accomplishments**

**Actual Accomplishments**

	<b>Owner</b>		<b>Renter</b>		<b>Total</b>		<b>Person</b>	
<i>Number assisted:</i>	Total	Hispanic	Total	Hispanic	Total	Hispanic	Total	Hispanic
White:					0	0		
Black/African American:					0	0		
Asian:					0	0		
American Indian/Alaskan Native:					0	0		
Native Hawaiian/Other Pacific Islander:					0	0		
American Indian/Alaskan Native & White:					0	0		
Asian White:					0	0		
Black/African American & White:					0	0		
American Indian/Alaskan Native & Black/African American:					0	0		
Other multi-racial:					0	0		
Asian/Pacific Islander:					0	0		
Hispanic:					0	0		
<b>Total:</b>	<b>0</b>	<b>0</b>	<b>0</b>	<b>0</b>	<b>0</b>	<b>0</b>	<b>0</b>	<b>0</b>

Female-headed Households: 0

*Income Category:*

	<b>Owner</b>	<b>Renter</b>	<b>Total</b>	<b>Person</b>
Extremely Low			0	
Low Mod			0	
Moderate			0	
Non Low Moderate			0	
<b>Total</b>	<b>0</b>	<b>0</b>	<b>0</b>	<b>0</b>
Percent Low/Mod				

**Annual Accomplishments**



No data returned for this view. This might be because the applied filter excludes all data.

<b>PGM Year:</b>	2022				
<b>Project:</b>	0010 - 9.229-22 - Riverside County Youth Commission - Youth Advisory Council				
<b>IDIS Activity:</b>	6633 - 9.229-22 - Riverside County Youth Commission - Youth Advisory Council				
Status:	Completed 7/7/2023 5:21:41 PM	Objective:	Create suitable living environments		
Location:	1325 Spruce St 930 N. State Street, Hemet, CA 92543	Outcome:	Availability/accessibility		
	Riverside, CA 92507-0502	Matrix Code:	Other Public Services Not Listed in 05A	National Objective:	LMC

**Activity to prevent, prepare for, and respond to Coronavirus:** No

**Initial Funding Date:** 11/07/2022

**Description:**

The California Family Life Center, a nonprofit organization in partnership with the County of Riverside, will use CDBG funds for the Youth Commission Youth Advisory Council (YAC) program. CDBG funds will be used to pay costs associated with the YAC Program Coordinator. The YAC is dedicated to empowering, improving, and connecting the lives of Riverside County youth and will assist the CDBG program in community outreach, information, and engagement.

**Financing**

	Fund Type	Grant Year	Grant	Funded Amount	Drawn In Program Year	Drawn Thru Program Year
CDBG	EN	2016	B16UC060506	\$30,201.88	\$0.00	\$30,201.88
		2022	B22UC060506	\$37,651.14	\$0.00	\$37,651.14
	PI			\$7,146.98	\$0.00	\$7,146.98
<b>Total</b>	<b>Total</b>			<b>\$75,000.00</b>	<b>\$0.00</b>	<b>\$75,000.00</b>

**Proposed Accomplishments**

People (General) : 100

**Actual Accomplishments**

	Owner		Renter		Total		Person	
	Total	Hispanic	Total	Hispanic	Total	Hispanic	Total	Hispanic
Number assisted:								
White:	0	0	0	0	0	0	76	55
Black/African American:	0	0	0	0	0	0	26	2
Asian:	0	0	0	0	0	0	1	0
American Indian/Alaskan Native:	0	0	0	0	0	0	0	0
Native Hawaiian/Other Pacific Islander:	0	0	0	0	0	0	1	1
American Indian/Alaskan Native & White:	0	0	0	0	0	0	2	2
Asian White:	0	0	0	0	0	0	5	0
Black/African American & White:	0	0	0	0	0	0	2	0
American Indian/Alaskan Native & Black/African American:	0	0	0	0	0	0	1	0
Other multi-racial:	0	0	0	0	0	0	10	0
Asian/Pacific Islander:	0	0	0	0	0	0	0	0
Hispanic:	0	0	0	0	0	0	0	0
<b>Total:</b>	<b>0</b>	<b>0</b>	<b>0</b>	<b>0</b>	<b>0</b>	<b>0</b>	<b>124</b>	<b>60</b>
Female-headed Households:	0		0		0			

**Income Category:**

	Owner	Renter	Total	Person
Extremely Low	0	0	0	0
Low Mod	0	0	0	113
Moderate	0	0	0	8
Non Low Moderate	0	0	0	3
Total	0	0	0	124

Percent Low/Mod

97.6%

**Annual Accomplishments**

<b>Years</b>	<b>Accomplishment Narrative</b>	<b># Benefitting</b>
2022	22-23 funding \$75,000. 6.15.2023 decreased PI by \$7,146.98, increased EN same amount, and funding remains the same at \$75,000. Project 100% complete. CDBG funds were provided to the California Family Life Center, a nonprofit organization, to pay for costs associated with the Youth Advisory Council (YAC) Program Coordinator. The YAC is dedicated to empowering, improving, and connecting the lives of Riverside County youth. By providing availability and accessibility to this program, the Sponsor met the national objective of benefiting 124 low- to moderate-income individuals.	

<b>PGM Year:</b>	2022	
<b>Project:</b>	0011 - 9.230-22 - Community Enhancement Program	
<b>IDIS Activity:</b>	6634 - 9.230-22 - Community Enhancement Program	
<b>Status:</b>	Completed 8/2/2024 12:08:56 PM	<b>Objective:</b> Create suitable living environments
<b>Location:</b>	3403 10th St Countywide Riverside, CA 92501-3670	<b>Outcome:</b> Availability/accessibility
		<b>Matrix Code:</b> Neighborhood Cleanups (05V)
		<b>National Objective:</b> LMA

**Activity to prevent, prepare for, and respond to Coronavirus:** No**Initial Funding Date:** 11/07/2022**Description:**

As an extension to the County's CDBG-funded Code Enforcement activities, Riverside County HWS will use CDBG funds for community group-coordinated events and property clean-ups in eligible unincorporated areas within Riverside County. Funds will be used for supplies, event outreach materials, salaries (direct costs), equipment, trash debris removal, and project delivery costs.

**Financing**

	Fund Type	Grant Year	Grant	Funded Amount	Drawn In Program Year	Drawn Thru Program Year
CDBG	EN	2020	B20UC060506	\$25,000.00	\$0.00	\$25,000.00
		2022	B22UC060506	\$37,122.49	\$724.45	\$37,122.49
<b>Total</b>	<b>Total</b>			<b>\$62,122.49</b>	<b>\$724.45</b>	<b>\$62,122.49</b>

**Proposed Accomplishments**

People (General) : 10,240

Total Population in Service Area: 10,045

Census Tract Percent Low / Mod: 53.96

**Annual Accomplishments**

<b>Years</b>	<b>Accomplishment Narrative</b>	<b># Benefitting</b>
2022	22-23 funding \$20,000. 1.31.2023 reprog \$25,000 from idis#6645, funding increased to \$45,000. 5.26.2023 reprog \$25,000 from idis#6645, funding increased to \$70,000. This project is 95% complete. The County of Riverside Department of Housing and Workforce Solutions Riverside County HWS used CDBG funds for community group-coordinated events and property clean-ups in eligible unincorporated areas of Thousand Palms and Mecca, North Shore, Cabazon, Mead Valley, Carver Tracts, Valle Vista, Highgrove, Lake Tamarisk, Mesa Verde within Riverside County. Funds were used to pay for supplies, event outreach materials, salaries (direct costs), equipment costs, trash/debris removal, and project delivery costs.	
2023	12.19.2023 reprog \$7,877.51 to idis#6831, funding decreased to \$62,122.49. This project is 100% complete. The County of Riverside Department of Housing and Workforce Solutions Riverside County HWS used CDBG funds for community group-coordinated events and property clean-ups in eligible unincorporated areas of Thousand Palms and Mecca, North Shore, Cabazon, Mead Valley, Carver Tracts, Valle Vista, Highgrove, Lake Tamarisk, Mesa Verde within Riverside County. Funds were used to pay for supplies, event outreach materials, salaries (direct costs), equipment cost, trash/debris removal, and project delivery costs.	

<b>PGM Year:</b>	2022	
<b>Project:</b>	0012 - 9.231-22 - Home Enhancement Program	
<b>IDIS Activity:</b>	6635 - 9.231-22 - Home Enhancement Program	
<b>Status:</b>	Canceled 6/6/2024 3:37:41 PM	<b>Objective:</b> Provide decent affordable housing

Location: 3403 10th St Countywide Riverside, CA 92501-3670

Outcome: Affordability

Matrix Code: Rehab; Single-Unit Residential (14A)

National Objective: LMH

**Activity to prevent, prepare for, and respond to Coronavirus:** No

**Initial Funding Date:** 11/07/2022

**Description:**

CDBG funds will be used to pay for costs associated with grants to assist homeowners with rehabilitating stick-built and modular (attached to private land) owner-occupied single-family residences. Grants are for the costs of exterior rehabilitation relative to a property's health, safety, and Housing Quality Standards as defined by the U.S. Department of Housing and Urban Development.

**Financing**

No data returned for this view. This might be because the applied filter excludes all data.

**Proposed Accomplishments**

Housing Units : 12

**Actual Accomplishments**

*Number assisted:*

	Owner		Renter		Total		Person	
	Total	Hispanic	Total	Hispanic	Total	Hispanic	Total	Hispanic
White:	0	0	0	0	0	0	0	0
Black/African American:	0	0	0	0	0	0	0	0
Asian:	0	0	0	0	0	0	0	0
American Indian/Alaskan Native:	0	0	0	0	0	0	0	0
Native Hawaiian/Other Pacific Islander:	0	0	0	0	0	0	0	0
American Indian/Alaskan Native & White:	0	0	0	0	0	0	0	0
Asian White:	0	0	0	0	0	0	0	0
Black/African American & White:	0	0	0	0	0	0	0	0
American Indian/Alaskan Native & Black/African American:	0	0	0	0	0	0	0	0
Other multi-racial:	0	0	0	0	0	0	0	0
Asian/Pacific Islander:	0	0	0	0	0	0	0	0
Hispanic:	0	0	0	0	0	0	0	0
<b>Total:</b>	<b>0</b>	<b>0</b>	<b>0</b>	<b>0</b>	<b>0</b>	<b>0</b>	<b>0</b>	<b>0</b>

Female-headed Households:	0		0		0			
---------------------------	---	--	---	--	---	--	--	--

*Income Category:*

	Owner	Renter	Total	Person
Extremely Low	0	0	0	0
Low Mod	0	0	0	0
Moderate	0	0	0	0
Non Low Moderate	0	0	0	0
Total	0	0	0	0
Percent Low/Mod				

**Annual Accomplishments**

Years	Accomplishment Narrative	# Benefitting
-------	--------------------------	---------------

2022 22-23 funding \$400,000. 12.15.2022 reprog \$545,406.60 from idis#6541, funding increased to \$945,406.60. 12.15.2022 reprog \$250,000 to idis#6703 for ADC, funding decreased to \$695,406.60. 1.11.2023 reprog \$40,000 to idis#6704 (new rehab setup), funding decreased to \$655,406.60. 1.11.2023 reprog \$40,000 to idis#6705 (new rehab setup), funding decreased to \$615,406.60. 1.11.2023 reprog \$40,000 to idis#6706 (new rehab setup), funding decreased to \$575,406.60. 3.2.2023 reprog \$12,911.00 from idis#6519, funding increased to \$588,317.60. 3.2.2023 reprog \$40,000 to idis#6722 (new rehab setup), funding decreased to \$548,317.60. 4.24.2023 reprog \$40,000 to idis#6726 (new rehab activity), funding decreased to \$508,317.60. 4.25.2023 reprog \$40,000 to idis#6727 (new rehab activity), funding decreased to \$468,317.60. 4.25.2023 reprog \$40,000 to idis#6635 (new rehab activity), funding decreased to \$428,317.60. 5.5.2023 reprog \$83,340. from idis#6687 (City of Blythe), funding increased to \$511,657.60. Accomplishments reported under idis# 6704, 6722, 6705, 6706, 6726, 6727, and 6728.

2023 9.28.2023 reprog \$2,487.60 to IDIS#6705, funding decreased to \$509,170. 10.5.2023 reprog \$9,683.59 to IDIS#6704, funding decreased to \$499,486.41. 10.5.2023 reprog \$40,000 from idis#6722 (project canceled), funding increased to \$539,486.41. 11.29.2023 reprog \$40,000 to idis#6812 (new activity), funding decreased to \$499,486.41. 11.30.2023 reprog \$40,000 to idis#6813 (new activity), funding decreased to \$459,486.41. 11.30.2023 reprog \$40,000 to idis#6814 (new activity), funding decreased to \$419,486.41. 11.30.23 reprog \$40,000 to idis#6815 (new activity), funding decreased to \$379,486.41. 11.30.2023 reprog \$40,000 to idis#6816 (new activity), funding decreased to \$339,486.41. 11.30.2023 reprog \$40,000 to idis#6817 (new activity), funding decreased to \$299,486.41. 11.30.2023 reprog \$40,000 to idis#6818 (new activity), funding decreased to \$259,486.41. 11.30.2023 reprog \$40,000 to idis#6819 (new activity), funding decreased to \$219,486.41. 11.30.2023 reprog \$40,000 to idis#6820 (new activity), funding decreased to \$179,486.41. 11.30.2023 reprog \$40,000 to idis#6821 (new activity), funding decreased to \$139,486.41. 12.1.2023 reprog \$23,831. to idis#6822 (new activity), funding decreased to \$115,655.41. 12.1.2023 reprog \$22,192 to idis#6825 (new activity), funding decreased to \$93,463.41. 12.1.2023 reprog \$40,000 to idis#6826 (new activity), funding decreased to \$53,463.41. 1.19.2024 reprog \$416.88 to idis#6723, funding decreased to \$53,046.53. 1.19.2024 reprog \$9,636.00 to idis#6711, funding decreased to \$43,410.53. 1.19.2024 reprog \$9,516.70 to idis#6706, funding decreased to \$33,893.83. 1.30.2024 reprog \$19,120 to idis#6842 (new activity), funding decreased to \$14,773.83. 2.7.2024 reprog \$11,201.48 (\$9,561.48 to idis#6707 and \$1,640 to idis#6708), funding decreased to \$3,572.35. 3.6.2024 reprog \$1,098.12.00 to idis#6723, funding decreased to \$2,474.23. 4.18.2024 reprog \$75.33 to idis#6728, funding decreased to \$2,398.90. 6.5.2024 reprog \$2,398.90 to idis#6748, funding decreased to \$0. Accomplishments for this activity will be reported under each individual rehab activity indicated in idis# 6704, 6814, 6815, 6816, 6817, 6818, 6819, 6820, 6821, 6826, 6722, 6705, 6706, 6726, 6727, 6728, 6812, and 6813.

**PGM Year:** 2022  
**Project:** 0016 - 0.243-22 - SAFE and Violence Prevention for Healthy Families  
**IDIS Activity:** 6640 - 0.243-22 - SAFE and Violence Prevention for Healthy Families  
**Status:** Completed 7/7/2023 5:31:31 PM  
**Location:** 28910 Pujol St Temecula, CA 92590-6700  
**Objective:** Create suitable living environments  
**Outcome:** Availability/accessibility  
**Matrix Code:** Services for victims of domestic  
**National Objective:** LMC

**Activity to prevent, prepare for, and respond to Coronavirus:** No

**Initial Funding Date:** 11/07/2022

**Description:**

S.A.F.E. Violence Prevention for Healthy Families Program provides referral services for victims of domestic violence. CDBG funds will be used for staff salaries and benefits (direct costs).

#### Financing

	Fund Type	Grant Year	Grant	Funded Amount	Drawn In Program Year	Drawn Thru Program Year
CDBG	EN	2022	B22UC060506	\$20,000.00	\$0.00	\$20,000.00
<b>Total</b>	<b>Total</b>			<b>\$20,000.00</b>	<b>\$0.00</b>	<b>\$20,000.00</b>

#### Proposed Accomplishments

People (General) : 200

#### Actual Accomplishments

	Owner		Renter		Total		Person	
Number assisted:	Total	Hispanic	Total	Hispanic	Total	Hispanic	Total	Hispanic
White:	0	0	0	0	0	0	292	135
Black/African American:	0	0	0	0	0	0	42	0

Asian:	0	0	0	0	0	0	25	1
American Indian/Alaskan Native:	0	0	0	0	0	0	2	0
Native Hawaiian/Other Pacific Islander:	0	0	0	0	0	0	3	0
American Indian/Alaskan Native & White:	0	0	0	0	0	0	1	1
Asian White:	0	0	0	0	0	0	3	0
Black/African American & White:	0	0	0	0	0	0	10	1
American Indian/Alaskan Native & Black/African American:	0	0	0	0	0	0	0	0
Other multi-racial:	0	0	0	0	0	0	171	0
Asian/Pacific Islander:	0	0	0	0	0	0	0	0
Hispanic:	0	0	0	0	0	0	0	0
<b>Total:</b>	<b>0</b>	<b>0</b>	<b>0</b>	<b>0</b>	<b>0</b>	<b>0</b>	<b>549</b>	<b>138</b>

Female-headed Households: 0 0 0

*Income Category:*

	Owner	Renter	Total	Person
Extremely Low	0	0	0	549
Low Mod	0	0	0	0
Moderate	0	0	0	0
Non Low Moderate	0	0	0	0
Total	0	0	0	549
Percent Low/Mod				100.0%

**Annual Accomplishments**

Years	Accomplishment Narrative	# Benefitting
2022	22-23 funding \$20,000. Project completed 06/30/2023. Safe Family Justice Centers provided referral services for victims of domestic violence. CDBG funds were used for staff salaries/benefits (direct costs). By providing services for this population, Safe Family Justice Centers met the national objective by providing 549 individuals with availability/accessibility to a suitable living environment for victims of domestic violence.	

<b>PGM Year:</b>	2022	
<b>Project:</b>	0021 - 0.248-22 - CDBG Assisted Code Enforcement	
<b>IDIS Activity:</b>	6645 - 0.248-22 - CDBG Assisted Code Enforcement	
<b>Status:</b>	Open	Objective: Create suitable living environments
<b>Location:</b>	4080 Lemon St Riverside, CA 92501-3609	Outcome: Sustainability
		Matrix Code: Code Enforcement (15) National Objective: LMA

**Activity to prevent, prepare for, and respond to Coronavirus: No**

**Initial Funding Date:** 11/08/2022

**Description:**

Riverside County Code Enforcement will use CDBG funds to conduct enhanced code enforcement activities in targeted unincorporated areas. The purpose of code enforcement is to enhance public safety and the quality of life through fair enforcement of laws and codes in partnership with communities, private and publicly funded improvements, rehabilitation, and other services. The CDBG-funded code enforcement will target dangerous and substandard structures, zoning violations, and other health and safety issues. Activities include proactive enforcement, which eliminates and reduces deterioration in residential areas as defined in CDBG Assisted Code Enforcement policies established by the County of Riverside and approved by HUD in November 2017. Eligible costs include salaries (direct cost), overhead, related expenses of code enforcement officers, and legal proceedings.

**Financing**

	Fund Type	Grant Year	Grant	Funded Amount	Drawn In Program Year	Drawn Thru Program Year
CDBG	EN	2020	B20UC060506	\$75,000.00	\$0.00	\$75,000.00
		2022	B22UC060506	\$230,132.00	\$132,924.60	\$221,540.50
<b>Total</b>	<b>Total</b>			<b>\$305,132.00</b>	<b>\$132,924.60</b>	<b>\$296,540.50</b>

**Proposed Accomplishments**

People (General) : 51,120

Total Population in Service Area: 98,195  
Census Tract Percent Low / Mod: 63.78

#### Annual Accomplishments

Years	Accomplishment Narrative	# Benefitting
2022	22-23 funding \$394,132. 11.17.2022 reprog \$100,000 to idis#6647, funding decreased to \$294,132. 11.17.2022 reprog \$100,000 from unencumbered, funding increased to \$394,132. 1.31.2023 reprog \$25,000 to idis#6634, funding decreased to \$369,132. 5.26.2023 per TLMA reprog \$25,000 to idis#6634, funding decreased to \$344,132. The project is 45% complete. The County of Riverside Code Enforcement Department used CDBG funds to pay for the cost associated with the implementation of building-related code enforcement activities within approved targeted areas of the Countys Districts boundaries, pursuant to the County's CDBG-Assisted Code Enforcement Policies and Procedures (November 2017) and HUD CPD Notice 14-016, for the purpose of creating a suitable living environment. Eligible expenses included costs incurred for inspection for a code violation and enforcement, including salaries and related expenses of code enforcement inspectors and legal proceedings within county-approved target areas.	
2023	2.14.2024 per written request reprog \$39,000 to idis#6831, funding decreased to \$305,132. The project is 97% complete. The County of Riverside Code Enforcement Department is utilizing CDBG funds to pay for the cost associated with the implementation of building-related code enforcement activities within approved targeted areas of the County's district boundaries, pursuant to the County's CDBG-Assisted Code Enforcement Policies and Procedures (November 2017) and HUD CPD Notice 14-016, for the purpose of creating a suitable living environment. Eligible expenses included costs incurred for inspection for a code violation and enforcement, including salaries and related expenses of code enforcement inspectors and legal proceedings within county-approved target areas.	

<b>PGM Year:</b>	2022	
<b>Project:</b>	0022 - 0.249-22 - Home Enhancement Program	
<b>IDIS Activity:</b>	6646 - 0.249-22 - Home Enhancement Program	
Status:	Open	Objective: Provide decent affordable housing
Location:	3403 10th St Ste 300 Riverside, CA 92501-3659	Outcome: Affordability
		Matrix Code: Rehab; Single-Unit Residential (14A) National Objective: LMH

#### Activity to prevent, prepare for, and respond to Coronavirus: No

Initial Funding Date: 11/08/2022

#### Description:

Riverside County Housing and Workforce Solutions, currently administering the Home Enhancement Program, will use CDBG funds to assist 24 low-income homeowners with grants for the rehabilitation of stick-built or modular (attached to private land) owner-occupied single-family residences. Grants will be used for the cost of exterior rehabilitation relative to the health, safety, and building preservation improvements that qualify as eligible activities under 24 CFR 570.202(a) and (b) in the unincorporated communities and cooperating cities of Riverside County.

#### Financing

	Fund Type	Grant Year	Grant	Funded Amount	Drawn In Program Year	Drawn Thru Program Year
CDBG	EN	2021	B21UC060506	\$22,360.00	\$0.00	\$0.00
		2022	B22UC060506	\$33,124.12	\$0.00	\$0.00
		2023	B23UC060506	\$115.00	\$0.00	\$0.00
<b>Total</b>	<b>Total</b>			<b>\$55,599.12</b>	<b>\$0.00</b>	<b>\$0.00</b>

#### Proposed Accomplishments

Housing Units : 24

#### Actual Accomplishments

Number assisted:

	Owner		Renter		Total		Person	
	Total	Hispanic	Total	Hispanic	Total	Hispanic	Total	Hispanic
White:	0	0	0	0	0	0		0
Black/African American:	0	0	0	0	0	0	0	0
Asian:	0	0	0	0	0	0	0	0
American Indian/Alaskan Native:	0	0	0	0	0	0	0	0

Native Hawaiian/Other Pacific Islander:	0	0	0	0	0	0	0	0
American Indian/Alaskan Native & White:	0	0	0	0	0	0	0	0
Asian White:	0	0	0	0	0	0	0	0
Black/African American & White:	0	0	0	0	0	0	0	0
American Indian/Alaskan Native & Black/African American:	0	0	0	0	0	0	0	0
Other multi-racial:	0	0	0	0	0	0	0	0
Asian/Pacific Islander:	0	0	0	0	0	0	0	0
Hispanic:	0	0	0	0	0	0	0	0
<b>Total:</b>	<b>0</b>	<b>0</b>	<b>0</b>	<b>0</b>	<b>0</b>	<b>0</b>	<b>0</b>	<b>0</b>

Female-headed Households:	0	0	0
---------------------------	---	---	---

*Income Category:*

	Owner	Renter	Total	Person
Extremely Low	0	0	0	0
Low Mod	0	0	0	0
Moderate	0	0	0	0
Non Low Moderate	0	0	0	0
Total	0	0	0	0
Percent Low/Mod				

**Annual Accomplishments**

Years	Accomplishment Narrative	# Benefitting
2022	22-23 funding \$388,220. 11.17.2022 reprog \$75,000 to idis#6647, funding decreased to \$313,220. 12.15.2022 reprog \$132,582.03 from idis#6552, funding increased to \$445,802.03. 1.12.2023 reprog \$40,000 (new rehab setup) to idis#6706, funding decreased to \$405,802.03. 1.12.2023 reprog \$40,000 (new rehab setup) to idis#6708, funding decreased to \$365,802.03. 1.12.2023 reprog \$40,000 (new rehab setup) to idis#6709, funding decreased to \$325,802.03. 1.12.2023 reprog \$40,000 (new rehab setup) to idis#6710, funding decreased to \$285,802.03. 1.12.2023 reprog \$40,000 (new rehab setup) to idis#6711, funding decreased to \$245,802.03. 1.12.2023 reprog \$40,000 (new rehab setup) to idis#6712, funding decreased to \$205,802.03. 1.12.2023 reprog \$40,000 (new rehab setup) to idis#6713, funding decreased to \$165,802.03. 1.12.2023 reprog \$40,000 (new rehab setup) to idis#6714, funding decreased to \$125,802.03. 1.13.2023 reprog \$40,000 (new rehab setup) to idis#6715, funding decreased to \$85,802.03. 1.13.2023 reprog \$40,000 (new rehab setup) to idis#6716, funding decreased to \$45,802.03. 2.10.2023 reprog \$100,000 from idis#6687 (BL), funding increased to \$145,802.03. 3.2.2023 reprog \$1,166.00 from idis#6521, funding increased to \$146,968.03. 3.2.2023 reprog \$40,000 (new rehab activity), funding decreased to \$106,968.03. 4.24.2023 reprog \$50,000 (new rehab setup) to idis#6724, funding decreased to \$56,968.03. 4.24.2023 reprog \$50,000 (new rehab activity), funding decreased to \$6,968.03. Accomplishments reported under idis# 6707, 6708, 6709, 6710, 6711, 6712, 6713, 6714, 6715, 6716, 6723, and 6724. 8.15.2023 reprog \$40,000 from idis#6716, funding increased to \$46,968.03.	
2023	8.24.2023 reprog \$9,850.00 to IDIS#6626, funding decreased to \$37,118.03. 8.24.2023 reprog 15,387.50 from IDIS#6625, funding increased to \$52,505.53. 10.23.2023 reprog 2,383.05 from #6627, funding increased to 50,122.48. 10.27.2023 reprog \$220,880 (\$189,412.57 idis#6206-DHS and \$31,467.43 unencumbered), funding increased to \$271,002.48. 11.28.2023 reprog \$40,000 to idis#6805 (new activity), funding decreased to \$231,002.48. 11.28.2023 reprog \$10,122.48 to idis#6756, funding decreased to \$220,880. 1.25.2024 reprog \$40,000 to idis#6837 (new activity), funding decreased to \$180,880. 1.26.2024 reprog \$40,000 to idis#6838 (new activity), funding decreased to \$140,880. 1.26.2024 reprog \$40,000 to idis#6839 (new activity), funding decreased to \$100,880. 1.29.2024 reprog \$40,000 to idis#6840 (new activity), and funding decreased to \$60,880. 1.30.2024 reprog \$40,000 to idis#6841 (new activity), funding decreased to \$20,880. 1.30.2024 reprog \$20,880 to idis#6842 (new activity), funding decreased to \$0. 3.12.2024 reprog \$44,586.83 (\$650.00 from idis#6707, \$29,282.00 from idis#6709, and \$14,654.83 from idis#6710), funding increased to \$44,586.83. 3.12.2024 reprog \$25,671.58 (\$226.02 from idis#6712, \$1,615.00 from idis#6713, \$15,771.49 from idis#6714, \$8,059.07 from idis#6715), funding increased to \$70,258.41. 6.24.2024 reprog \$6,922 to idis#6809, funding decreased to \$63,336.41. 7.17.2024 reprog \$9,738.10 to idis#6816, funding decreased to \$53,598.31. 7.17.2024 reprog \$2,360.50 to idis#6813, funding decreased to \$51,237.81. 8.16.2024 reprog \$115.00 from idis#6723, funding increased to \$51,352.81. 8.16.2024 reprog \$278.00 unused project funds from idis#6725, funding increased to \$51,630.81. 8.16.2024 reprog \$3,968.31 unused project funds from idis#6724, funding increased to \$55,599.12. Accomplishments reported under idis# 6707, 6708, 6709, 6710, 6711, 6712, 6713, 6714, 6715, 6716, 6723, 6724, 6725, 6805, 6837, 6838, 6869, 6840, 6841, and 6842.	

<b>Project:</b>	0027 - 1.LE.84-22 - City Park Improvements				
<b>IDIS Activity:</b>	6651 - 1.LE.84-22 - City Park Improvements				
<b>Status:</b>	Open	<b>Objective:</b>	Create suitable living environments		
<b>Location:</b>	243 S Main St Lake Elsinore, CA 92530-4106	<b>Outcome:</b>	Availability/accessibility		
		<b>Matrix Code:</b>	Parks, Recreational Facilities (03F)	<b>National Objective:</b>	LMA

**Activity to prevent, prepare for, and respond to Coronavirus:** No

**Initial Funding Date:** 11/08/2022

**Description:**

The City of Lake Elsinore will utilize CDBG funds for improvements at City Park. Improvements include 2,100 feet of ADA-compliant sidewalk, parking lot improvements, security lighting, and other enhancements. CDBG funds will be used to pay for the design, construction, project management, compliance monitoring, inspection, and other related expenses.

**Financing**

	Fund Type	Grant Year	Grant	Funded Amount	Drawn In Program Year	Drawn Thru Program Year
CDBG	EN	2018	B18UC060506	\$688.79	\$688.79	\$688.79
		2019	B19UC060506	\$5,000.00	\$129.68	\$631.98
		2020	B20UC060506	\$41,894.44	\$0.00	\$0.00
		2021	B21UC060506	\$149,607.32	\$0.00	\$0.00
		2022	B22UC060506	\$389,393.30	\$0.00	\$0.00
		2023	B23UC060506	\$4,658.79	\$0.00	\$0.00
<b>Total</b>	<b>Total</b>			<b>\$591,242.64</b>	<b>\$818.47</b>	<b>\$1,320.77</b>

**Proposed Accomplishments**

Public Facilities : 2,750  
Total Population in Service Area: 2,750  
Census Tract Percent Low / Mod: 63.64

**Annual Accomplishments**

Years	Accomplishment Narrative	# Benefitting
2022	22-23 funding \$389,393. 11.17.2022 reprog \$41,894.44 from unencumbered, funding increased to \$431,287.44. 11.28.2022 reprog \$5,000 from unencumbered for ADC, funding increased to \$436,287.44. 4.25.2023 Per city request reprog \$149,607.32 from idis#6560, funding increased to \$585,894.76. 5.10.2023 reprog \$0.30 from idis#6649, funding increased to \$585,895.06. 7.11.2023 reprog \$5,347.58 (unused ADC) from idis#6560, funding increased to \$591,242.64. The project is 0% complete. The City of Lake Elsinore will utilize CDBG funds for improvements at City Park. Improvements include 2,100 feet of ADA-compliant sidewalk, parking lot improvements, security lighting, and other enhancements. CDBG funds will be used to pay for the design, construction, project management, compliance monitoring, inspection, and other related expenses for the purpose of creating a suitable living environment.	
2023	Project underway. The City of Lake Elsinore will utilize CDBG funds for improvements at City Park. Improvements include 2,100 feet of ADA-compliant sidewalk, parking lot improvements, security lighting, and other enhancements. CDBG funds will be used to pay for the design, construction, project management, compliance monitoring, inspection, and other related expenses for the purpose of creating a suitable living environment.	

<b>PGM Year:</b>	2022				
<b>Project:</b>	0030 - 2.EV.21-22 - City of Eastvale Miscellaneous ADA Improvements				
<b>IDIS Activity:</b>	6654 - 2.EV.21-22 - City of Eastvale Miscellaneous ADA Improvements				
<b>Status:</b>	Canceled 2/8/2024 4:13:46 PM	<b>Objective:</b>	Create suitable living environments		
<b>Location:</b>	12363 Limonite Ave Ste 910 Eastvale, CA 91752-3686	<b>Outcome:</b>	Availability/accessibility		
		<b>Matrix Code:</b>	Other Public Improvements Not Listed	<b>National Objective:</b>	LMC

**Activity to prevent, prepare for, and respond to Coronavirus:** No

**Initial Funding Date:** 11/09/2022



**Description:**

The City of Eastvale will use CDBG funds to pay for costs associated with the construction of ADA improvements at various city-owned public facilities of all the prioritized enhancements recommended in the City's ADA transition Plan report. CDBG funds will be used for design, construction, project management, compliance monitoring, and inspection testing costs.

**Financing**

No data returned for this view. This might be because the applied filter excludes all data.

**Proposed Accomplishments**

People (General) : 2,584

**Actual Accomplishments**

	Owner		Renter		Total		Person	
<i>Number assisted:</i>	Total	Hispanic	Total	Hispanic	Total	Hispanic	Total	Hispanic
White:	0	0	0	0	0	0		0
Black/African American:	0	0	0	0	0	0	0	0
Asian:	0	0	0	0	0	0	0	0
American Indian/Alaskan Native:	0	0	0	0	0	0	0	0
Native Hawaiian/Other Pacific Islander:	0	0	0	0	0	0	0	0
American Indian/Alaskan Native & White:	0	0	0	0	0	0	0	0
Asian White:	0	0	0	0	0	0	0	0
Black/African American & White:	0	0	0	0	0	0	0	0
American Indian/Alaskan Native & Black/African American:	0	0	0	0	0	0	0	0
Other multi-racial:	0	0	0	0	0	0	0	0
Asian/Pacific Islander:	0	0	0	0	0	0	0	0
Hispanic:	0	0	0	0	0	0	0	0
<b>Total:</b>	<b>0</b>	<b>0</b>	<b>0</b>	<b>0</b>	<b>0</b>	<b>0</b>	<b>0</b>	<b>0</b>
Female-headed Households:	0		0		0			

*Income Category:*

	Owner	Renter	Total	Person
Extremely Low	0	0	0	0
Low Mod	0	0	0	0
Moderate	0	0	0	0
Non Low Moderate	0	0	0	0
Total	0	0	0	0
Percent Low/Mod				

**Annual Accomplishments**

Years	Accomplishment Narrative	# Benefitting
2022	22-23 funding \$196,130. 11.29.2022 reprog \$5,000 from unencumbered for ADC, funding increased to \$201,130. The project is 3% complete. The City of Eastvale will use CDBG funds to pay for costs associated with the construction of ADA improvements at various city-owned public facilities of all the prioritized enhancements recommended in the City's ADA Transition Plan report. CDBG funds will be used for design, construction, project management, compliance monitoring, and inspection/testing costs for the purpose of creating a suitable living environment. Eligible cost consists of engineering, project administration, soil test, construction, and other project-related costs.	
2023	11.15.2023 per City request (dated 9/28/2023), reprog \$196,130 to unencumbered funding decreased to \$5,000. 2.8.2024 reprog \$5,000 (unused ADC) to idis#6719 (ADC), funding decreased to \$0.	

<b>Project:</b>	0032 - 2.NR.60-22 - Pikes Peak Park ADA Synthetic Poured In Place Surface Project				
<b>IDIS Activity:</b>	6656 - 2.NR.60-22 - Pikes Peak Park ADA Synthetic Poured In Place Surface Project				
<b>Status:</b>	Open	<b>Objective:</b>	Create suitable living environments		
<b>Location:</b>	2870 Clark Ave 97 6th Street Norco, CA 92860-1903	<b>Outcome:</b>	Availability/accessibility		
		<b>Matrix Code:</b>	Parks, Recreational Facilities (03F)	<b>National Objective:</b>	LMC

**Activity to prevent, prepare for, and respond to Coronavirus:** No

**Initial Funding Date:** 11/09/2022

**Description:**

The City of Norco will use CDBG funds to remove the ground surface at Pikes Peak Park and replace it with ADA-compliant synthetic surfacing. CDBG funds will be used to pay for design, construction, project management, compliance monitoring, inspection, and other related expenses.

**Financing**

	Fund Type	Grant Year	Grant	Funded Amount	Drawn In Program Year	Drawn Thru Program Year
CDBG	EN	2016	B16UC060506	\$1,601.97	\$0.00	\$1,601.97
		2017	B17UC060506	\$187.79	\$187.79	\$187.79
		2018	B18UC060506	\$848.64	\$745.88	\$848.64
		2019	B19UC060506	\$11,050.58	\$55.75	\$1,252.35
		2020	B20UC060506	\$69,795.59	\$0.00	\$0.00
		2021	B21UC060506	\$67,601.00	\$0.00	\$0.00
		2022	B22UC060506	\$62,360.00	\$0.00	\$0.00
		2023	B23UC060506	\$11,353.29	\$0.00	\$0.00
<b>Total</b>	<b>Total</b>			<b>\$224,798.86</b>	<b>\$989.42</b>	<b>\$3,890.75</b>

**Proposed Accomplishments**

Public Facilities : 4,474

**Actual Accomplishments**

Number assisted:

	Owner		Renter		Total		Person	
	Total	Hispanic	Total	Hispanic	Total	Hispanic	Total	Hispanic
White:	0	0	0	0	0	0		0
Black/African American:	0	0	0	0	0	0	0	0
Asian:	0	0	0	0	0	0	0	0
American Indian/Alaskan Native:	0	0	0	0	0	0	0	0
Native Hawaiian/Other Pacific Islander:	0	0	0	0	0	0	0	0
American Indian/Alaskan Native & White:	0	0	0	0	0	0	0	0
Asian White:	0	0	0	0	0	0	0	0
Black/African American & White:	0	0	0	0	0	0	0	0
American Indian/Alaskan Native & Black/African American:	0	0	0	0	0	0	0	0
Other multi-racial:	0	0	0	0	0	0	0	0
Asian/Pacific Islander:	0	0	0	0	0	0	0	0
Hispanic:	0	0	0	0	0	0	0	0
<b>Total:</b>	<b>0</b>	<b>0</b>	<b>0</b>	<b>0</b>	<b>0</b>	<b>0</b>	<b>0</b>	<b>0</b>

Female-headed Households:	0		0		0			
---------------------------	---	--	---	--	---	--	--	--

Income Category:

	Owner	Renter	Total	Person
Extremely Low	0	0	0	0
Low Mod	0	0	0	0
Moderate	0	0	0	0
Non Low Moderate	0	0	0	0
Total	0	0	0	0
Percent Low/Mod				

## Annual Accomplishments

Years	Accomplishment Narrative	# Benefitting
2022	22-23 funding \$62,360. 11.17.2022 reprog \$155,734.13 (\$88,133.13 idis#6406 and \$67,601 idis#6563), funding increased to \$218,094.13. 11.29.2022 reprog \$5,000 from unencumbered for ADC, funding increased to \$223,094.13. 12.2.2022 reprog \$1,704.73 from unencumbered for ADC, funding increased to \$224,798.86. Project underway. The project is 2% complete. The City of Norco will use CDBG funds to remove the ground surface at Pikes Peak Park and replace it with ADA-compliant synthetic surfacing. CDBG funds will be used to pay for design, construction, project management, compliance monitoring, inspection, and other related expenses for the purpose of creating a suitable living environment. The ADA improvements will provide improved accessibility and remove barriers currently restricting access for the disabled and elderly.	
2023	Project 2% complete. The City of Norco will use CDBG funds to remove the ground surface at Pikes Peak Park and replace it with ADA-compliant synthetic surfacing. CDBG funds will be used to pay for design, construction, project management, compliance monitoring, inspection, and other related expenses for the purpose of creating a suitable living environment. The ADA improvements will provide improved accessibility and remove barriers currently restricting access for the disabled and elderly.	

PGM Year:	2022	
Project:	0035 - 3.192-22 - Youth Scholarship Program	
IDIS Activity:	6659 - 3.192-22 - Youth Scholarship Program	
Status:	Completed 7/7/2023 5:40:14 PM	Objective: Create suitable living environments
Location:	901 W Esplanade Ave San Jacinto, CA 92582-4501	Outcome: Affordability
		Matrix Code: Other Public Services Not Listed in 05A National Objective: LMC

Activity to prevent, prepare for, and respond to Coronavirus: No

Initial Funding Date: 11/09/2022

### Description:

Valley-Wide Recreation and Park District offers quality sports and other recreational activities for youth within the district boundaries. The Youth Scholarship Program assists families by providing access to these programs. CDBG funds will be used for "scholarships" for youth from low to moderate income.

## Financing

	Fund Type	Grant Year	Grant	Funded Amount	Drawn In Program Year	Drawn Thru Program Year
CDBG	EN	2022	B22UC060506	\$5,820.75	\$0.00	\$5,820.75
<b>Total</b>	<b>Total</b>			<b>\$5,820.75</b>	<b>\$0.00</b>	<b>\$5,820.75</b>

### Proposed Accomplishments

People (General) : 125

### Actual Accomplishments

	Owner		Renter		Total		Person	
	Total	Hispanic	Total	Hispanic	Total	Hispanic	Total	Hispanic
Number assisted:								
White:	0	0	0	0	0	0	62	8
Black/African American:	0	0	0	0	0	0	28	0
Asian:	0	0	0	0	0	0	0	0
American Indian/Alaskan Native:	0	0	0	0	0	0	0	0
Native Hawaiian/Other Pacific Islander:	0	0	0	0	0	0	0	0
American Indian/Alaskan Native & White:	0	0	0	0	0	0	3	0
Asian White:	0	0	0	0	0	0	0	0
Black/African American & White:	0	0	0	0	0	0	2	2



Black/African American:	0	0	0	0	0	0	170	7
Asian:	0	0	0	0	0	0	56	10
American Indian/Alaskan Native:	0	0	0	0	0	0	14	5
Native Hawaiian/Other Pacific Islander:	0	0	0	0	0	0	16	11
American Indian/Alaskan Native & White:	0	0	0	0	0	0	12	0
Asian White:	0	0	0	0	0	0	11	1
Black/African American & White:	0	0	0	0	0	0	12	2
American Indian/Alaskan Native & Black/African American:	0	0	0	0	0	0	28	26
Other multi-racial:	0	0	0	0	0	0	396	0
Asian/Pacific Islander:	0	0	0	0	0	0	0	0
Hispanic:	0	0	0	0	0	0	0	0
<b>Total:</b>	<b>0</b>	<b>0</b>	<b>0</b>	<b>0</b>	<b>0</b>	<b>0</b>	<b>1,444</b>	<b>364</b>
Female-headed Households:	0		0		0			

*Income Category:*

	Owner	Renter	Total	Person
Extremely Low	0	0	0	0
Low Mod	0	0	0	1,383
Moderate	0	0	0	40
Non Low Moderate	0	0	0	21
Total	0	0	0	1,444
Percent Low/Mod				98.5%

**Annual Accomplishments**

Years	Accomplishment Narrative	# Benefitting
2022	22-23 funding \$13,723. Project complete as of 06/07/2023. The Community Food Pantry of Hemet provided new access to services to 1,444 low-income and homeless individuals that reside in the Hemet area. The services include emergency food, housing, and utility assistance for the purpose of creating a suitable living environment. CDBG funds were used for the purchase of food, and other program-related expenses. The pantry was able to serve more individuals with the combined funding it received this fiscal year.	

<b>PGM Year:</b>	2022	
<b>Project:</b>	0039 - 3.196-22 - Valley Restart Shelter Improvements	
<b>IDIS Activity:</b>	6663 - 3.196-22 - Valley Restart Shelter Improvements	
Status:	Open	Objective: Create suitable living environments
Location:	200 E Menlo Ave Hemet, CA 92543-1432	Outcome: Availability/accessibility
		Matrix Code: Facilities for AIDS Patients (not National Objective: LMC

**Activity to prevent, prepare for, and respond to Coronavirus:** No

**Initial Funding Date:** 11/09/2022

**Description:**

Valley Restart Shelter operates a year-round shelter providing services to homeless individuals and families for a maximum of 90 days. CDBG funds will be used for shelter improvements including fencing, HVAC, and related equipment replacement.

**Financing**

	Fund Type	Grant Year	Grant	Funded Amount	Drawn In Program Year	Drawn Thru Program Year
CDBG	EN	2019	B19UC060506	\$2,000.00	\$1,141.44	\$1,223.42
		2022	B22UC060506	\$57,500.00	\$0.00	\$0.00
<b>Total</b>	<b>Total</b>			<b>\$59,500.00</b>	<b>\$1,141.44</b>	<b>\$1,223.42</b>

**Proposed Accomplishments**

Public Facilities : 250

**Actual Accomplishments**

Owner	Renter	Total	Person
-------	--------	-------	--------

Number assisted:

	Total	Hispanic	Total	Hispanic	Total	Hispanic	Total	Hispanic
White:	0	0	0	0	0	0		0
Black/African American:	0	0	0	0	0	0	0	0
Asian:	0	0	0	0	0	0	0	0
American Indian/Alaskan Native:	0	0	0	0	0	0	0	0
Native Hawaiian/Other Pacific Islander:	0	0	0	0	0	0	0	0
American Indian/Alaskan Native & White:	0	0	0	0	0	0	0	0
Asian White:	0	0	0	0	0	0	0	0
Black/African American & White:	0	0	0	0	0	0	0	0
American Indian/Alaskan Native & Black/African American:	0	0	0	0	0	0	0	0
Other multi-racial:	0	0	0	0	0	0	0	0
Asian/Pacific Islander:	0	0	0	0	0	0	0	0
Hispanic:	0	0	0	0	0	0	0	0
<b>Total:</b>	<b>0</b>	<b>0</b>	<b>0</b>	<b>0</b>	<b>0</b>	<b>0</b>	<b>0</b>	<b>0</b>
Female-headed Households:	0		0		0			

Income Category:

	Owner	Renter	Total	Person
Extremely Low	0	0	0	0
Low Mod	0	0	0	0
Moderate	0	0	0	0
Non Low Moderate	0	0	0	0
Total	0	0	0	0
Percent Low/Mod				

#### Annual Accomplishments

Years	Accomplishment Narrative	# Benefitting
2022	22-23 funding \$57,500. 11.29.2022 reprog \$2,000 from unencumbered for ADC, funding increased to \$59,500. Project 10% complete. Valley Restart Shelter operates a year-round shelter providing services to homeless individuals and families for a maximum of 90 days. CDBG funds will be used for shelter improvements, including fencing and gates. These improvements provide a safe environment and accessibility to the shelter. Eligible CDBG expenses will include the installation of a fence and two gates in front of the parking lot.	
2023	The project is 15% complete. Valley Restart Shelter operates a year-round shelter providing services to homeless individuals and families for a maximum of 90 days. CDBG funds will be used for shelter improvements, including fencing and gates. These improvements provide a safe environment and accessibility to the shelter. Eligible CDBG expenses will include the installation of a fence and two gates in front of the parking lot.	

<b>PGM Year:</b>	2022	
<b>Project:</b>	0040 - 3.197-22 - Louis M Jackson Park and Valle Vista Community Center Accessibility Project	
<b>IDIS Activity:</b>	6664 - 3.197-22 - Louis M Jackson Park and Valle Vista Community Center Accessibility Project	
<b>Status:</b>	Open	Objective: Create suitable living environments
<b>Location:</b>	43935 Acacia Ave Hemet, CA 92544-5396	Outcome: Availability/accessibility
		Matrix Code: Other Public Improvements Not Listed
		National Objective: LMC

Activity to prevent, prepare for, and respond to Coronavirus: No

Initial Funding Date: 11/09/2022

Description:

Valley-Wide Recreation & Park District will use CDBG to remove architectural barriers at Louis M. Jackson Park/Valle Vista Community Center in order to achieve ADA compliance and provide accessibility of park/community center resources for elderly and severely disabled persons. Improvements include, but are not limited to, removing architectural barriers within facility restrooms, repairing excessive slopes on paths of travel, correcting curbs and ramps, and installing directional signage. CDBG funds will be used for design, construction, project management, compliance monitoring and other related activities.

#### Financing

	Fund Type	Grant Year	Grant	Funded Amount	Drawn In Program Year	Drawn Thru Program Year
CDBG	EN	2019	B19UC060506	\$5,000.00	\$1,693.02	\$2,159.59
		2022	B22UC060506	\$144,179.25	\$140,000.00	\$140,000.00
<b>Total</b>	<b>Total</b>			<b>\$149,179.25</b>	<b>\$141,693.02</b>	<b>\$142,159.59</b>

#### Proposed Accomplishments

People (General) : 3,541

#### Actual Accomplishments

	Owner		Renter		Total		Person	
Number assisted:	Total	Hispanic	Total	Hispanic	Total	Hispanic	Total	Hispanic
White:	0	0	0	0	0	0	0	0
Black/African American:	0	0	0	0	0	0	0	0
Asian:	0	0	0	0	0	0	0	0
American Indian/Alaskan Native:	0	0	0	0	0	0	0	0
Native Hawaiian/Other Pacific Islander:	0	0	0	0	0	0	0	0
American Indian/Alaskan Native & White:	0	0	0	0	0	0	0	0
Asian White:	0	0	0	0	0	0	0	0
Black/African American & White:	0	0	0	0	0	0	0	0
American Indian/Alaskan Native & Black/African American:	0	0	0	0	0	0	0	0
Other multi-racial:	0	0	0	0	0	0	0	0
Asian/Pacific Islander:	0	0	0	0	0	0	0	0
Hispanic:	0	0	0	0	0	0	0	0
<b>Total:</b>	<b>0</b>	<b>0</b>	<b>0</b>	<b>0</b>	<b>0</b>	<b>0</b>	<b>0</b>	<b>0</b>
Female-headed Households:	0		0		0			

#### Income Category:

	Owner	Renter	Total	Person
Extremely Low	0	0	0	0
Low Mod	0	0	0	0
Moderate	0	0	0	0
Non Low Moderate	0	0	0	0
Total	0	0	0	0
Percent Low/Mod				

#### Annual Accomplishments

Years	Accomplishment Narrative	# Benefitting
2022	22-23 funding \$140,000. 11.29.2022 reprog \$5,000 from unencumbered, funding increased to \$145,000. 7.11.2023 reprog \$4,179.25 from unencumbered, funding increased to \$ 149,179.25. Project underway. The project is 5 % complete. Valley-Wide Recreation & Park District will use CDBG funds to Louis M. Jackson Park/Valle Vista Community Center in order to achieve ADA compliance and provide accessibility of park/community center resources for elderly and severely disabled persons for the purpose of creating a suitable living environment. CDBG funds will be used for design, construction, project management, compliance monitoring, and other related activities.	

2023 The project is 95 % complete. Valley-Wide Recreation & Park District will use CDBG funds to Louis M. Jackson Park/Valle Vista Community Center in order to achieve ADA compliance and provide accessibility of park/community center resources for elderly and severely disabled persons for the purpose of creating a suitable living environment. CDBG funds will be used for design, construction, project management, compliance monitoring, and other related activities.

**PGM Year:** 2022  
**Project:** 0041 - 3.198-22 - Valley-Wide's Sport Center Accessibility Project  
**IDIS Activity:** 6665 - 3.198-22 - Valley-Wide's Sport Center Accessibility Project  
**Status:** Open  
**Location:** 901 W Esplanade Ave San Jacinto, CA 92582-4501  
**Objective:** Create suitable living environments  
**Outcome:** Availability/accessibility  
**Matrix Code:** Other Public Improvements Not Listed  
**National Objective:** LMC

**Activity to prevent, prepare for, and respond to Coronavirus:** No  
**Initial Funding Date:** 11/09/2022

**Description:**  
Valley-Wide Recreation & Park District will use CDBG funds for architectural engineering design and construction services to remove architectural barriers at Sports Center. Improvements include, but are not limited to, removing architectural barriers within restrooms, entryways, and water fountains within the facility. Eligible CDBG expenses will include design, construction, project management, compliance monitoring, and other related activities.

#### Financing

	Fund Type	Grant Year	Grant	Funded Amount	Drawn In Program Year	Drawn Thru Program Year
CDBG	EN	2019	B19UC060506	\$5,000.00	\$500.29	\$871.20
		2022	B22UC060506	\$125,000.00	\$0.00	\$0.00
<b>Total</b>	<b>Total</b>			<b>\$130,000.00</b>	<b>\$500.29</b>	<b>\$871.20</b>

#### Proposed Accomplishments

People (General) : 5,485

#### Actual Accomplishments

	Owner		Renter		Total		Person	
Number assisted:	Total	Hispanic	Total	Hispanic	Total	Hispanic	Total	Hispanic
White:	0	0	0	0	0	0	0	0
Black/African American:	0	0	0	0	0	0	0	0
Asian:	0	0	0	0	0	0	0	0
American Indian/Alaskan Native:	0	0	0	0	0	0	0	0
Native Hawaiian/Other Pacific Islander:	0	0	0	0	0	0	0	0
American Indian/Alaskan Native & White:	0	0	0	0	0	0	0	0
Asian White:	0	0	0	0	0	0	0	0
Black/African American & White:	0	0	0	0	0	0	0	0
American Indian/Alaskan Native & Black/African American:	0	0	0	0	0	0	0	0
Other multi-racial:	0	0	0	0	0	0	0	0
Asian/Pacific Islander:	0	0	0	0	0	0	0	0
Hispanic:	0	0	0	0	0	0	0	0
<b>Total:</b>	<b>0</b>	<b>0</b>	<b>0</b>	<b>0</b>	<b>0</b>	<b>0</b>	<b>0</b>	<b>0</b>

Female-headed Households: 0 0 0

#### Income Category:

	Owner	Renter	Total	Person
Extremely Low	0	0	0	0
Low Mod	0	0	0	0
Moderate	0	0	0	0
Non Low Moderate	0	0	0	0



Total 0 0 0 0  
Percent Low/Mod

#### Annual Accomplishments

Years	Accomplishment Narrative	# Benefitting
2022	22-23 funding \$125,000. 12.2.2022 reprog \$5,000 from unencumbered for ADC, funding increased to \$130,000. Project underway. The project is 5% complete. Valley-Wide Recreation & Park District will use CDBG funds for architectural/engineering design and construction services to remove architectural barriers at Sport Center for the purpose of creating a suitable living environment. CDBG funds will be used for design, construction, project management, compliance monitoring, and other related activities.	
2023	The project is 20% complete. Valley-Wide Recreation & Park District will use CDBG funds for architectural/engineering design and construction services to remove architectural barriers at Sport Center for the purpose of creating a suitable living environment. CDBG funds will be used for design, construction, project management, compliance monitoring, and other related activities.	

<b>PGM Year:</b>	2022	
<b>Project:</b>	0042 - 3.199-22 - Winchester Park Accessibility Project Phase II	
<b>IDIS Activity:</b>	6666 - 3.199-22 - Winchester Park Accessibility Project Phase II	
Status:	Open	Objective: Create suitable living environments
Location:	32665 Haddock St Winchester, CA 92596-9005	Outcome: Availability/accessibility
		Matrix Code: Other Public Improvements Not Listed
		National Objective: LMC

**Activity to prevent, prepare for, and respond to Coronavirus:** No

**Initial Funding Date:** 11/09/2022

#### Description:

Valley-Wide Recreation & Park District will use CDBG funds for architectural engineering design and construction services to remove architectural barriers and perform improvements at Winchester Park and Francis Domenigoni Community Center in order to achieve ADA compliance and provide accessibility of park resources for the elderly and severely disabled persons. Improvements include but are not limited to, correcting curb ramps slopes providing truncated domes, correcting changes in elevations, repairing excessive slopes, improvements to stairway door opening doors to comply with ADA standards, removing architectural barriers at drinking fountains concession stand pet waste dispenser station picnic tables play area & equipment.

#### Financing

	Fund Type	Grant Year	Grant	Funded Amount	Drawn In Program Year	Drawn Thru Program Year
CDBG	EN	2019	B19UC060506	\$2,000.00	\$1,000.93	\$1,234.48
		2022	B22UC060506	\$70,000.00	\$0.00	\$0.00
		2023	B23UC060506	\$3,268.75	\$0.00	\$0.00
<b>Total</b>	<b>Total</b>			<b>\$75,268.75</b>	<b>\$1,000.93</b>	<b>\$1,234.48</b>

#### Proposed Accomplishments

People (General) : 2,005

#### Actual Accomplishments

	Owner		Renter		Total		Person	
	Total	Hispanic	Total	Hispanic	Total	Hispanic	Total	Hispanic
Number assisted:								
White:	0	0	0	0	0	0		0
Black/African American:	0	0	0	0	0	0	0	0
Asian:	0	0	0	0	0	0	0	0
American Indian/Alaskan Native:	0	0	0	0	0	0	0	0
Native Hawaiian/Other Pacific Islander:	0	0	0	0	0	0	0	0
American Indian/Alaskan Native & White:	0	0	0	0	0	0	0	0
Asian White:	0	0	0	0	0	0	0	0
Black/African American & White:	0	0	0	0	0	0	0	0
American Indian/Alaskan Native & Black/African American:	0	0	0	0	0	0	0	0
Other multi-racial:	0	0	0	0	0	0	0	0

Asian/Pacific Islander:	0	0	0	0	0	0	0	0
Hispanic:	0	0	0	0	0	0	0	0
<b>Total:</b>	<b>0</b>	<b>0</b>	<b>0</b>	<b>0</b>	<b>0</b>	<b>0</b>	<b>0</b>	<b>0</b>

Female-headed Households: 0 0 0

*Income Category:*

	Owner	Renter	Total	Person
Extremely Low	0	0	0	0
Low Mod	0	0	0	0
Moderate	0	0	0	0
Non Low Moderate	0	0	0	0
Total	0	0	0	0
Percent Low/Mod				

**Annual Accomplishments**

Years	Accomplishment Narrative	# Benefitting
2022	22-23 funding \$70,000. 12.2.2022 reprog \$2,000 from unencumbered for ADC, funding increased to \$72,000. Project underway. The project is 5% complete. Valley-Wide Recreation & Park District will use CDBG funds for architectural/engineering design and construction services to remove architectural barriers and perform improvements at Winchester Park and Francis Domenigoni Community Center in order to achieve ADA compliance and provide accessibility of park resources for elderly and severely disabled persons for the purpose of creating a suitable living environment.	
2023	6.6.2024 reprog \$3,268.75 from idis#6771, funding increased to \$75,268.75. The project is 20% complete. Valley-Wide Recreation & Park District will use CDBG funds for architectural/engineering design and construction services to remove architectural barriers at Sport Center for the purpose of creating a suitable living environment. CDBG funds will be used for design, construction, project management, compliance monitoring, and other related activities.	

<b>PGM Year:</b>	2022	
<b>Project:</b>	0043 - 3.MR.69-22 - Boys & Girls Club Scholarship Program	
<b>IDIS Activity:</b>	6667 - 3.MR.69-22 - Boys & Girls Club Scholarship Program	
Status:	Completed 8/17/2023 6:41:20 PM	Objective: Create suitable living environments
Location:	40550 California Oaks Rd Murrieta, CA 92562-5854	Outcome: Affordability
		Matrix Code: Other Public Services Not Listed in 05A National Objective: LMC

**Activity to prevent, prepare for, and respond to Coronavirus:** No

**Initial Funding Date:** 11/09/2022

**Description:**

The Boys and Girls Club of Southwest County provides an after-school program for youth ages 6-17 that promotes activities in character and leadership, the arts, health and life skills, education and technology, and sports and recreation. CDBG funds will be used to provide program "scholarships" to help reduce program costs for low-income households.

**Financing**

	Fund Type	Grant Year	Grant	Funded Amount	Drawn In Program Year	Drawn Thru Program Year
CDBG	EN	2022	B22UC060506	\$5,000.00	\$0.00	\$5,000.00
<b>Total</b>	<b>Total</b>			<b>\$5,000.00</b>	<b>\$0.00</b>	<b>\$5,000.00</b>

**Proposed Accomplishments**

People (General) : 20

**Actual Accomplishments**

	Owner		Renter		Total		Person	
Number assisted:	Total	Hispanic	Total	Hispanic	Total	Hispanic	Total	Hispanic
White:	0	0	0	0	0	0	3	0

Black/African American:	0	0	0	0	0	0	3	2
Asian:	0	0	0	0	0	0	4	0
American Indian/Alaskan Native:	0	0	0	0	0	0	0	0
Native Hawaiian/Other Pacific Islander:	0	0	0	0	0	0	0	0
American Indian/Alaskan Native & White:	0	0	0	0	0	0	1	0
Asian White:	0	0	0	0	0	0	0	0
Black/African American & White:	0	0	0	0	0	0	0	0
American Indian/Alaskan Native & Black/African American:	0	0	0	0	0	0	0	0
Other multi-racial:	0	0	0	0	0	0	0	0
Asian/Pacific Islander:	0	0	0	0	0	0	0	0
Hispanic:	0	0	0	0	0	0	0	0
<b>Total:</b>	<b>0</b>	<b>0</b>	<b>0</b>	<b>0</b>	<b>0</b>	<b>0</b>	<b>11</b>	<b>2</b>

Female-headed Households:	0	0	0
---------------------------	---	---	---

*Income Category:*

	Owner	Renter	Total	Person
Extremely Low	0	0	0	0
Low Mod	0	0	0	6
Moderate	0	0	0	5
Non Low Moderate	0	0	0	0
Total	0	0	0	11
Percent Low/Mod				100.0%

**Annual Accomplishments**

Years	Accomplishment Narrative	# Benefitting
2022	22-23 funding \$5,000. Project 100% complete as of 4/12/2023. The Boys and Girls Club of Southwest County used CDBG funds to provide program "scholarships" to help reduce program costs for low-income households to provide an after-school program for youth ages 6-17 that promotes activities in character and leadership, the arts, health and life skills, education and technology, and sports and recreation.	

<b>PGM Year:</b>	2022	
<b>Project:</b>	0044 - 3.MR.70-22 - SAFE and Healthy Families	
<b>IDIS Activity:</b>	6668 - 3.MR.70-22 - SAFE and Healthy Families	
Status:	Completed 8/17/2023 5:31:58 PM	Objective: Create suitable living environments
Location:	30045 Technology Dr Ste 101 Murrieta, CA 92563-2641	Outcome: Availability/accessibility
		Matrix Code: Services for victims of domestic
		National Objective: LMC

**Activity to prevent, prepare for, and respond to Coronavirus:** No

**Initial Funding Date:** 11/09/2022

**Description:**

S.A.F.E.

**Financing**

	Fund Type	Grant Year	Grant	Funded Amount	Drawn In Program Year	Drawn Thru Program Year
CDBG	EN	2022	B22UC060506	\$10,000.00	\$0.00	\$10,000.00
<b>Total</b>	<b>Total</b>			<b>\$10,000.00</b>	<b>\$0.00</b>	<b>\$10,000.00</b>

**Proposed Accomplishments**

People (General) : 230

**Actual Accomplishments**

	Owner		Renter		Total		Person	
<i>Number assisted:</i>	Total	Hispanic	Total	Hispanic	Total	Hispanic	Total	Hispanic
White:	0	0	0	0	0	0	24	4
Black/African American:	0	0	0	0	0	0	6	0
Asian:	0	0	0	0	0	0	6	0

American Indian/Alaskan Native:	0	0	0	0	0	0	1	0
Native Hawaiian/Other Pacific Islander:	0	0	0	0	0	0	1	0
American Indian/Alaskan Native & White:	0	0	0	0	0	0	0	0
Asian White:	0	0	0	0	0	0	0	0
Black/African American & White:	0	0	0	0	0	0	0	0
American Indian/Alaskan Native & Black/African American:	0	0	0	0	0	0	0	0
Other multi-racial:	0	0	0	0	0	0	17	0
Asian/Pacific Islander:	0	0	0	0	0	0	0	0
Hispanic:	0	0	0	0	0	0	0	0
<b>Total:</b>	<b>0</b>	<b>0</b>	<b>0</b>	<b>0</b>	<b>0</b>	<b>0</b>	<b>55</b>	<b>4</b>

Female-headed Households: 0 0 0

*Income Category:*

	Owner	Renter	Total	Person
Extremely Low	0	0	0	55
Low Mod	0	0	0	0
Moderate	0	0	0	0
Non Low Moderate	0	0	0	0
Total	0	0	0	55
Percent Low/Mod				100.0%

**Annual Accomplishments**

Years	Accomplishment Narrative	# Benefitting
2022	22-23 funding \$10,000. The project is 100% complete. S.A.F.E. Violence Prevention for Healthy Families Program provided referral services for victims of domestic violence. CDBG funds were used to pay for staff salaries/benefits (direct costs). By providing services for this population, Safe Family Justice Centers met the national objective by providing 55 individuals with availability/accessibility to a suitable living environment for victims of domestic violence.	

<b>PGM Year:</b>	2022
<b>Project:</b>	0045 - 3.MR.71-22 - Cultivating Inclusion
<b>IDIS Activity:</b>	6669 - 3.MR.71-22 - Cultivating Inclusion
Status:	Completed 8/17/2023 6:52:21 PM
Location:	39775 Alta Murrieta Dr. Murrieta, CA 92592
Objective:	Create suitable living environments
Outcome:	Availability/accessibility
Matrix Code:	Services for Persons with Disabilities
National Objective:	LMC

**Activity to prevent, prepare for, and respond to Coronavirus: No**

**Initial Funding Date:** 11/09/2022

**Description:**

Cultivating Inclusion is a day program for students with disabilities in Murrieta Valley Unified School District and special-needs adults enrolled in state vocational programs. Program participants learn to grow food and give back to those in need in the community. CDBG funds will be used for operational expenses, materials, and supplies.

**Financing**

	Fund Type	Grant Year	Grant	Funded Amount	Drawn In Program Year	Drawn Thru Program Year
CDBG	EN	2022	B22UC060506	\$5,000.00	\$0.00	\$5,000.00
<b>Total</b>	<b>Total</b>			<b>\$5,000.00</b>	<b>\$0.00</b>	<b>\$5,000.00</b>

**Proposed Accomplishments**

People (General) : 50

**Actual Accomplishments**

	Owner	Renter	Total	Person
Number assisted:	Total Hispanic	Total Hispanic	Total Hispanic	Total Hispanic

White:	0	0	0	0	0	0	0	0
Black/African American:	0	0	0	0	0	0	0	0
Asian:	0	0	0	0	0	0	0	0
American Indian/Alaskan Native:	0	0	0	0	0	0	0	0
Native Hawaiian/Other Pacific Islander:	0	0	0	0	0	0	0	0
American Indian/Alaskan Native & White:	0	0	0	0	0	0	0	0
Asian White:	0	0	0	0	0	0	1	0
Black/African American & White:	0	0	0	0	0	0	0	0
American Indian/Alaskan Native & Black/African American:	0	0	0	0	0	0	0	0
Other multi-racial:	0	0	0	0	0	0	0	0
Asian/Pacific Islander:	0	0	0	0	0	0	0	0
Hispanic:	0	0	0	0	0	0	0	0
<b>Total:</b>	<b>0</b>	<b>0</b>	<b>0</b>	<b>0</b>	<b>0</b>	<b>0</b>	<b>1</b>	<b>0</b>

Female-headed Households: 0 0 0

*Income Category:*

	Owner	Renter	Total	Person
Extremely Low	0	0	0	0
Low Mod	0	0	0	1
Moderate	0	0	0	0
Non Low Moderate	0	0	0	0
Total	0	0	0	1
Percent Low/Mod				100.0%

**Annual Accomplishments**

Years	Accomplishment Narrative	# Benefitting
2022	22-23 funding \$5,000. Project 100% complete as of 4/30/2023. Cultivating Inclusion is a day program for students with disabilities in Murrieta Valley Unified School District and special-needs adults enrolled in state vocational programs. Program participants learn to grow food and give back to those in need in the community. CDBG funds were used for operational expenses, materials, and supplies, for the purpose of creating a suitable living environment.	

<b>PGM Year:</b>	2022	
<b>Project:</b>	0046 - 3.MR.72-22 - Cancer Support Services	
<b>IDIS Activity:</b>	6670 - 3.MR.72-22 - Cancer Support Services	
Status:	Completed 8/17/2023 6:32:10 PM	Objective: Create suitable living environments
Location:	41669 Winchester Rd Temecula, CA 92590-4872	Outcome: Availability/accessibility
		Matrix Code: Health Services (05M) National Objective: LMC

**Activity to prevent, prepare for, and respond to Coronavirus:** No

**Initial Funding Date:** 11/09/2022

**Description:**

The Cancer Support Services Program provides cancer awareness, support, and medical services to low-income cancer patients and their families. The program also offers free and low-cost mammograms and diagnostic breast health services for residents of Southwest Riverside County who are either uninsured or underinsured. CDBG funds will be used for salaries (direct cost), counseling, referrals, testing, screening, and other program-related expenses.

**Financing**

	Fund Type	Grant Year	Grant	Funded Amount	Drawn In Program Year	Drawn Thru Program Year
CDBG	EN	2022	B22UC060506	\$10,000.00	\$0.00	\$10,000.00
<b>Total</b>	<b>Total</b>			<b>\$10,000.00</b>	<b>\$0.00</b>	<b>\$10,000.00</b>

**Proposed Accomplishments**

People (General) : 120

**Actual Accomplishments**

Owner	Renter	Total	Person
-------	--------	-------	--------

Number assisted:

	Total	Hispanic	Total	Hispanic	Total	Hispanic	Total	Hispanic
White:	0	0	0	0	0	0	120	38
Black/African American:	0	0	0	0	0	0	23	5
Asian:	0	0	0	0	0	0	10	1
American Indian/Alaskan Native:	0	0	0	0	0	0	3	0
Native Hawaiian/Other Pacific Islander:	0	0	0	0	0	0	1	0
American Indian/Alaskan Native & White:	0	0	0	0	0	0	0	0
Asian White:	0	0	0	0	0	0	3	0
Black/African American & White:	0	0	0	0	0	0	1	0
American Indian/Alaskan Native & Black/African American:	0	0	0	0	0	0	2	0
Other multi-racial:	0	0	0	0	0	0	11	0
Asian/Pacific Islander:	0	0	0	0	0	0	0	0
Hispanic:	0	0	0	0	0	0	0	0
<b>Total:</b>	<b>0</b>	<b>0</b>	<b>0</b>	<b>0</b>	<b>0</b>	<b>0</b>	<b>174</b>	<b>44</b>
Female-headed Households:	0		0		0			

Income Category:

	Owner	Renter	Total	Person
Extremely Low	0	0	0	0
Low Mod	0	0	0	97
Moderate	0	0	0	38
Non Low Moderate	0	0	0	39
Total	0	0	0	174
Percent Low/Mod				77.6%

#### Annual Accomplishments

Years	Accomplishment Narrative	# Benefitting
2022	22-23 funding \$10,000. The project is 100% complete. The Cancer Support Services Program provided cancer awareness, support, and medical services to low-income cancer patients and their families. The program also offered free and low-cost mammograms and diagnostic breast health services for residents of Southwest Riverside County who are either uninsured or underinsured. CDBG funds were used for salaries (direct cost). The Cancer Support Services Program provided cancer awareness, support, and medical services to 174 low-income cancer patients and their families.	

<b>PGM Year:</b>	2022	
<b>Project:</b>	0047 - 3.MR.73-22 - Pedestrian Safety Enhancement Project	
<b>IDIS Activity:</b>	6671 - 3.MR.73-22 - Pedestrian Safety Enhancement Project	
Status:	Open	Objective: Create suitable living environments
Location:	1 Town Sq Various Locations within the City Murrieta, CA	Outcome: Availability/accessibility
	92562-7922	Matrix Code: Other Public Improvements Not Listed
		National Objective: LMC

Activity to prevent, prepare for, and respond to Coronavirus: No

Initial Funding Date: 11/09/2022

#### Description:

CDBG funds will be used to enhance pedestrian safety by installing new and upgrading existing pedestrian facility ramps to remove architectural barriers and meet ADA requirements throughout the City. Eligible costs will include design, construction, compliance monitoring, and project management.

#### Financing

	Fund Type	Grant Year	Grant	Funded Amount	Drawn In Program Year	Drawn Thru Program Year
CDBG	EN	2019	B19UC060506	\$40,284.71	\$2,033.43	\$2,547.79
		2022	B22UC060506	\$373,670.00	\$0.00	\$0.00

<b>Total</b>	<b>Total</b>			<b>\$413,954.71</b>	<b>\$2,033.43</b>	<b>\$2,547.79</b>
--------------	--------------	--	--	---------------------	-------------------	-------------------

**Proposed Accomplishments**

People (General) : 5,856

**Actual Accomplishments**

	<b>Owner</b>		<b>Renter</b>		<b>Total</b>		<b>Person</b>	
<i>Number assisted:</i>	Total	Hispanic	Total	Hispanic	Total	Hispanic	Total	Hispanic
White:	0	0	0	0	0	0		0
Black/African American:	0	0	0	0	0	0	0	0
Asian:	0	0	0	0	0	0	0	0
American Indian/Alaskan Native:	0	0	0	0	0	0	0	0
Native Hawaiian/Other Pacific Islander:	0	0	0	0	0	0	0	0
American Indian/Alaskan Native & White:	0	0	0	0	0	0	0	0
Asian White:	0	0	0	0	0	0	0	0
Black/African American & White:	0	0	0	0	0	0	0	0
American Indian/Alaskan Native & Black/African American:	0	0	0	0	0	0	0	0
Other multi-racial:	0	0	0	0	0	0	0	0
Asian/Pacific Islander:	0	0	0	0	0	0	0	0
Hispanic:	0	0	0	0	0	0	0	0
<b>Total:</b>	<b>0</b>	<b>0</b>	<b>0</b>	<b>0</b>	<b>0</b>	<b>0</b>	<b>0</b>	<b>0</b>
Female-headed Households:	0		0		0			

*Income Category:*

	<b>Owner</b>	<b>Renter</b>	<b>Total</b>	<b>Person</b>
Extremely Low	0	0	0	0
Low Mod	0	0	0	0
Moderate	0	0	0	0
Non Low Moderate	0	0	0	0
Total	0	0	0	0
Percent Low/Mod				

**Annual Accomplishments**

<b>Years</b>	<b>Accomplishment Narrative</b>	<b># Benefitting</b>
2022	22-23 funding \$328,670. 12.2.2022 reprog \$5,000 from unencumbered for ADC, funding increased to \$333,670. 1.4.23 per city, reprog \$100,000 (project funds) from idis#6672, funding increased to \$433,670. 5.25.2023 reprog \$55,000 to idis#6575, funding decreased to \$378,670. The project is 0% complete. The City of Murrieta will use CDBG funds to pay for costs associated to enhance pedestrian safety by installing new and upgrading existing pedestrian facility ramps to remove architectural barriers and meet ADA requirements throughout the City, for the purpose of creating a suitable living environment. Eligible costs will include design, construction, compliance monitoring, project management, and other project-related costs.	
2023	12.12.2023 reprog \$35,284.71 (unused project funds for BTBG program) from unencumbered, funding increased to \$413,954.71. The project is 0% complete and is in progress. The City of Murrieta will use CDBG funds to pay for costs associated to enhance pedestrian safety by installing new and upgrading existing pedestrian facility ramps to remove architectural barriers and meet ADA requirements throughout the City, for the purpose of creating a suitable living environment. Eligible costs will include design, construction, compliance monitoring, project management, and other project-related costs. The City of Murrieta will use CDBG funds to pay for costs associated to enhance pedestrian safety by installing new and upgrading existing pedestrian facility ramps to remove architectural barriers and meet ADA requirements throughout the City, for the purpose of creating a suitable living environment. Eligible costs will include design, construction, compliance monitoring, project management, and other project-related costs.	

<b>PGM Year:</b>	2022	
<b>Project:</b>	0049 - 3.MR.75-22 - Murrieta Administration	
<b>IDIS Activity:</b>	6673 - 3.MR.75-22 - Murrieta Administration	
Status:	Completed 5/21/2024 1:35:30 PM	Objective:
Location:	,	Outcome:

Matrix Code: General Program Administration (21A)

National Objective:

Activity to prevent, prepare for, and respond to Coronavirus: No

Initial Funding Date: 11/09/2022

**Description:**

The City of Murrieta will allocate funds to the County to provide program management, coordination, monitoring, and evaluation of the Citys CDBG Program.

**Financing**

	Fund Type	Grant Year	Grant	Funded Amount	Drawn In Program Year	Drawn Thru Program Year
CDBG	EN	2022	B22UC060506	\$45,252.00	\$45,252.00	\$45,252.00
<b>Total</b>	<b>Total</b>			<b>\$45,252.00</b>	<b>\$45,252.00</b>	<b>\$45,252.00</b>

**Proposed Accomplishments****Actual Accomplishments**

	<b>Owner</b>		<b>Renter</b>		<b>Total</b>		<b>Person</b>	
<i>Number assisted:</i>	Total	Hispanic	Total	Hispanic	Total	Hispanic	Total	Hispanic
White:					0	0		
Black/African American:					0	0		
Asian:					0	0		
American Indian/Alaskan Native:					0	0		
Native Hawaiian/Other Pacific Islander:					0	0		
American Indian/Alaskan Native & White:					0	0		
Asian White:					0	0		
Black/African American & White:					0	0		
American Indian/Alaskan Native & Black/African American:					0	0		
Other multi-racial:					0	0		
Asian/Pacific Islander:					0	0		
Hispanic:					0	0		
<b>Total:</b>	<b>0</b>	<b>0</b>	<b>0</b>	<b>0</b>	<b>0</b>	<b>0</b>	<b>0</b>	<b>0</b>

Female-headed Households:

0

*Income Category:*

	<b>Owner</b>	<b>Renter</b>	<b>Total</b>	<b>Person</b>
Extremely Low			0	
Low Mod			0	
Moderate			0	
Non Low Moderate			0	
Total	0	0	0	0
Percent Low/Mod				

**Annual Accomplishments**

No data returned for this view. This might be because the applied filter excludes all data.

<b>PGM Year:</b>	2022		
<b>Project:</b>	0050 - 3.SJ.09-22 - Mistletoe Park Restroom Facility Improvement Project		
<b>IDIS Activity:</b>	6674 - 3.SJ.09-22 - Mistletoe Park Restroom Facility Improvement Project		
Status:	Open	Objective:	Create suitable living environments
Location:	421 S. Mistletoe Avenue San Jacinto, CA 92583	Outcome:	Availability/accessibility
		Matrix Code:	Parks, Recreational Facilities (03F)
		National Objective:	LMA



Activity to prevent, prepare for, and respond to Coronavirus: No

Initial Funding Date: 11/09/2022

**Description:**

The City of San Jacinto will use CDBG funds to pay for the cost associated with the ADA improvements to the Mistle Park Restroom facility. Eligible costs include engineering, project administration, soil test, construction, and other project-related expenses.

**Financing**

	Fund Type	Grant Year	Grant	Funded Amount	Drawn In Program Year	Drawn Thru Program Year
CDBG	EN	2019	B19UC060506	\$5,000.00	\$651.97	\$651.97
		2020	B20UC060506	\$240,396.00	\$6,557.50	\$6,557.50
		2022	B22UC060506	\$239,604.00	\$0.00	\$0.00
<b>Total</b>	<b>Total</b>			<b>\$485,000.00</b>	<b>\$7,209.47</b>	<b>\$7,209.47</b>

**Proposed Accomplishments**

Public Facilities : 4,280

Total Population in Service Area: 2,835

Census Tract Percent Low / Mod: 81.48

**Annual Accomplishments**

Years	Accomplishment Narrative	# Benefitting
2022	22-23 funding \$239,604. 11.17.2022 reprog \$240,396 (advancement to the city) from unencumbered, funding increased to \$480,000. 12.2.2022 reprog \$5,000 from unencumbered for ADC, funding increased to \$485,000. The project is 0% complete. The project is currently in the design phase. Construction is anticipated to start end of 2023. The City of San Jacinto will use CDBG funds to pay for the cost associated with the ADA improvements to the Mistle Park Restroom facility for the purpose of creating a suitable living environment. Eligible cost consists of engineering, project administration, soil test, construction, and other project-related costs.	
2023	The project is 2% complete and is in progress. The City of San Jacinto is using CDBG funds to pay for the cost associated with the ADA improvements to the Mistle Park Restroom facility. Eligible costs include engineering, project administration, soil test, construction, and other project-related costs. The Mistletoe Park Restroom Facility Improvement Project aims to create a suitable living environment. Eligible costs will include design, construction, compliance monitoring, project management, and other project-related costs.	

PGM Year: 2022

Project: 0051 - 4.275-22 - Mecca Comfort Station

IDIS Activity: 6675 - 4.275-22 - Mecca Comfort Station

Status: Completed 7/7/2023 5:48:40 PM

Location: 66-101 Hammond Road Mecca, CA 92254

Objective: Create suitable living environments

Outcome: Availability/accessibility

Matrix Code: Other Public Services Not Listed in 05A

National Objective: LMC

Activity to prevent, prepare for, and respond to Coronavirus: No

Initial Funding Date: 11/10/2022

**Description:**

The Galilee Center provides food, clothing, shower, and laundry services to low-income individuals and migrant farmworkers in the eastern Coachella Valley. CDBG funds will be used for direct program costs such as shower and laundry facility supplies, daily meals, utilities, staff salaries (direct cost), and other program-related expenses. This project would serve communities eligible under the Eastern Coachella Valley Community Empowerment Initiative (ECVCEI).

**Financing**

	Fund Type	Grant Year	Grant	Funded Amount	Drawn In Program Year	Drawn Thru Program Year
CDBG	EN	2022	B22UC060506	\$50,000.00	\$0.00	\$50,000.00

<b>Total</b>	<b>Total</b>			<b>\$50,000.00</b>	<b>\$0.00</b>	<b>\$50,000.00</b>
--------------	--------------	--	--	--------------------	---------------	--------------------

**Proposed Accomplishments**

People (General) : 36

**Actual Accomplishments**

	<b>Owner</b>		<b>Renter</b>		<b>Total</b>		<b>Person</b>	
<i>Number assisted:</i>	Total	Hispanic	Total	Hispanic	Total	Hispanic	Total	Hispanic
White:	0	0	0	0	0	0	38	38
Black/African American:	0	0	0	0	0	0	0	0
Asian:	0	0	0	0	0	0	0	0
American Indian/Alaskan Native:	0	0	0	0	0	0	0	0
Native Hawaiian/Other Pacific Islander:	0	0	0	0	0	0	0	0
American Indian/Alaskan Native & White:	0	0	0	0	0	0	0	0
Asian White:	0	0	0	0	0	0	0	0
Black/African American & White:	0	0	0	0	0	0	0	0
American Indian/Alaskan Native & Black/African American:	0	0	0	0	0	0	0	0
Other multi-racial:	0	0	0	0	0	0	0	0
Asian/Pacific Islander:	0	0	0	0	0	0	0	0
Hispanic:	0	0	0	0	0	0	0	0
<b>Total:</b>	<b>0</b>	<b>0</b>	<b>0</b>	<b>0</b>	<b>0</b>	<b>0</b>	<b>38</b>	<b>38</b>
Female-headed Households:	0		0		0			

*Income Category:*

	<b>Owner</b>	<b>Renter</b>	<b>Total</b>	<b>Person</b>
Extremely Low	0	0	0	0
Low Mod	0	0	0	38
Moderate	0	0	0	0
Non Low Moderate	0	0	0	0
Total	0	0	0	38
Percent Low/Mod				100.0%

**Annual Accomplishments**

<b>Years</b>	<b>Accomplishment Narrative</b>	<b># Benefitting</b>
2022	22-23 funding \$50,000. Project Complete 4/1/23. The Galilee Center provided food, clothing, shower, and laundry services to low-income individuals and migrant farmworkers in the eastern Coachella Valley. CDBG funds were used for staff salaries (direct cost), shelter utilities, food, and supplies. The project met the national objective of benefiting 38 low-income migrant workers and individuals by providing access to a suitable living environment.	

<b>PGM Year:</b>	2022	
<b>Project:</b>	0052 - 4.276-22 - Community Wellness Program	
<b>IDIS Activity:</b>	6676 - 4.276-22 - Community Wellness Program	
<b>Status:</b>	Completed 8/10/2023 3:51:11 PM	<b>Objective:</b> Create suitable living environments
<b>Location:</b>	45305 Oasis St Indio, CA 92201-4337	<b>Outcome:</b> Affordability
		<b>Matrix Code:</b> Other Public Services Not Listed in 05A
		<b>National Objective:</b> LMC

**Activity to prevent, prepare for, and respond to Coronavirus:** No

**Initial Funding Date:** 11/10/2022

**Description:**

Desert Recreation District (D.R.D.) provides health and wellness programs, activities, support, and events through its Community Wellness Programs to residents of Mecca, North Shore, Thermal, and Oasis. Through these programs, residents improve their quality of life. At an average of \$42 per class or activity, the funding would provide access to approximately 235 participants. CDBG funds will be used for "scholarships" to income-qualified individuals. This project would serve communities eligible under the Eastern Coachella Valley Community Empowerment Initiative (ECVCEI).

#### Financing

	Fund Type	Grant Year	Grant	Funded Amount	Drawn In Program Year	Drawn Thru Program Year
CDBG	EN	2022	B22UC060506	\$10,000.00	\$1,700.00	\$10,000.00
<b>Total</b>	<b>Total</b>			<b>\$10,000.00</b>	<b>\$1,700.00</b>	<b>\$10,000.00</b>

#### Proposed Accomplishments

People (General) : 235

#### Actual Accomplishments

Number assisted:

	Owner		Renter		Total		Person	
	Total	Hispanic	Total	Hispanic	Total	Hispanic	Total	Hispanic
White:	0	0	0	0	0	0	93	93
Black/African American:	0	0	0	0	0	0	23	6
Asian:	0	0	0	0	0	0	2	2
American Indian/Alaskan Native:	0	0	0	0	0	0	3	3
Native Hawaiian/Other Pacific Islander:	0	0	0	0	0	0	1	1
American Indian/Alaskan Native & White:	0	0	0	0	0	0	0	0
Asian White:	0	0	0	0	0	0	0	0
Black/African American & White:	0	0	0	0	0	0	0	0
American Indian/Alaskan Native & Black/African American:	0	0	0	0	0	0	0	0
Other multi-racial:	0	0	0	0	0	0	19	0
Asian/Pacific Islander:	0	0	0	0	0	0	0	0
Hispanic:	0	0	0	0	0	0	0	0
<b>Total:</b>	<b>0</b>	<b>0</b>	<b>0</b>	<b>0</b>	<b>0</b>	<b>0</b>	<b>141</b>	<b>105</b>
Female-headed Households:	0		0		0			

Income Category:

	Owner	Renter	Total	Person
Extremely Low	0	0	0	0
Low Mod	0	0	0	91
Moderate	0	0	0	16
Non Low Moderate	0	0	0	34
Total	0	0	0	141
Percent Low/Mod				75.9%

#### Annual Accomplishments

Years	Accomplishment Narrative	# Benefitting
2022	22-23 funding \$10,000. Project Complete 5/31/2023. Desert Recreation District provided health and wellness programs to 107 residents in the communities of Mecca, North Shore, Thermal, and Oasis for the purpose of creating a suitable living environment. CDBG funds were used for "scholarships" to income-qualified individuals, providing programming to improve their quality of life. Staff turnover and shortages limited the programming opportunities DRD was able to provide	

PGM Year: 2022

Project: 0053 - 4.277-22 - My Future Youth Program

IDIS Activity: 6677 - 4.277-22 - My Future Youth Program

Status: Completed 7/7/2023 6:06:09 PM

Location: 91391 66th Avenue Mecca, CA 92254

Objective: Create suitable living environments

Outcome: Availability/accessibility

Matrix Code: Youth Services (05D)

National Objective: LMC

Activity to prevent, prepare for, and respond to Coronavirus: No

Initial Funding Date: 11/10/2022

**Description:**

The Boys and Girls Club of Coachella Valley will offer MyFuture youth program for ages 7-18, learning sessions and activities on various topics, including leadership & Service, nutrition, health & wellness, career readiness, college guidance & Preparation, coding certifications, financial literacy, digitals and many more. CDBG funds will be used for staff salaries (direct cost), consumable supplies, and other program-related expenses.

**Financing**

	Fund Type	Grant Year	Grant	Funded Amount	Drawn In Program Year	Drawn Thru Program Year
CDBG	EN	2022	B22UC060506	\$10,000.00	\$0.00	\$10,000.00
<b>Total</b>	<b>Total</b>			<b>\$10,000.00</b>	<b>\$0.00</b>	<b>\$10,000.00</b>

**Proposed Accomplishments**

People (General) : 200

**Actual Accomplishments**

	Owner		Renter		Total		Person	
Number assisted:	Total	Hispanic	Total	Hispanic	Total	Hispanic	Total	Hispanic
White:	0	0	0	0	0	0	99	99
Black/African American:	0	0	0	0	0	0	0	0
Asian:	0	0	0	0	0	0	1	1
American Indian/Alaskan Native:	0	0	0	0	0	0	0	0
Native Hawaiian/Other Pacific Islander:	0	0	0	0	0	0	0	0
American Indian/Alaskan Native & White:	0	0	0	0	0	0	0	0
Asian White:	0	0	0	0	0	0	0	0
Black/African American & White:	0	0	0	0	0	0	0	0
American Indian/Alaskan Native & Black/African American:	0	0	0	0	0	0	0	0
Other multi-racial:	0	0	0	0	0	0	0	0
Asian/Pacific Islander:	0	0	0	0	0	0	0	0
Hispanic:	0	0	0	0	0	0	0	0
<b>Total:</b>	<b>0</b>	<b>0</b>	<b>0</b>	<b>0</b>	<b>0</b>	<b>0</b>	<b>100</b>	<b>100</b>
Female-headed Households:	0		0		0			

*Income Category:*

	Owner	Renter	Total	Person
Extremely Low	0	0	0	0
Low Mod	0	0	0	95
Moderate	0	0	0	4
Non Low Moderate	0	0	0	1
Total	0	0	0	100
Percent Low/Mod				99.0%

**Annual Accomplishments**

Years	Accomplishment Narrative	# Benefitting
2022	22-23 funding \$10,000. Projected completed 5/31/2023. Boys & Girls Club of Coachella Valley offered the MyFuture Youth program to 100 members, ages 7-18, an after-school program for the purpose of providing a suitable living environment. Services included learning sessions and activities on various topics, including leadership & service, nutrition, career readiness, financial literacy, and more. CDBG funds were used for staff salaries (direct cost). Families were still hesitant about bringing their children to afterschool programming.	

PGM Year: 2022

Project: 0054 - 4.278-22 - Recycling Academy Purchase of Cargo Trailer

**IDIS Activity:** 6678 - 4.278-22 - Recycling Academy Purchase of Cargo Trailer

Status: Completed 12/7/2023 2:11:30 PM

Location: 45875 Commerce St Indio, CA 92201-3404

Objective: Create suitable living environments

Outcome: Availability/accessibility

Matrix Code: Services for Persons with Disabilities

National Objective: LMC

**Activity to prevent, prepare for, and respond to Coronavirus:** No**Initial Funding Date:** 11/10/2022**Description:**

The Desert Arc's mission is to enhance the quality of life and create opportunities for people with disabilities. Desert Arc will use CDBG funds to purchase an enclosed cargo trailer in their Recycling Academy. The Academy provides training for severely disabled adults to learn the skills for employment in the Desert Arc Recycling Program and long-term self-sufficiency.

**Financing**

	Fund Type	Grant Year	Grant	Funded Amount	Drawn In Program Year	Drawn Thru Program Year
CDBG	EN	2022	B22UC060506	\$15,000.00	\$0.00	\$15,000.00
<b>Total</b>	<b>Total</b>			<b>\$15,000.00</b>	<b>\$0.00</b>	<b>\$15,000.00</b>

**Proposed Accomplishments**

People (General) : 35

**Actual Accomplishments***Number assisted:*

	Owner		Renter		Total		Person	
	Total	Hispanic	Total	Hispanic	Total	Hispanic	Total	Hispanic
White:	0	0	0	0	0	0	32	24
Black/African American:	0	0	0	0	0	0	2	0
Asian:	0	0	0	0	0	0	1	0
American Indian/Alaskan Native:	0	0	0	0	0	0	0	0
Native Hawaiian/Other Pacific Islander:	0	0	0	0	0	0	0	0
American Indian/Alaskan Native & White:	0	0	0	0	0	0	0	0
Asian White:	0	0	0	0	0	0	0	0
Black/African American & White:	0	0	0	0	0	0	0	0
American Indian/Alaskan Native & Black/African American:	0	0	0	0	0	0	0	0
Other multi-racial:	0	0	0	0	0	0	0	0
Asian/Pacific Islander:	0	0	0	0	0	0	0	0
Hispanic:	0	0	0	0	0	0	0	0
<b>Total:</b>	<b>0</b>	<b>0</b>	<b>0</b>	<b>0</b>	<b>0</b>	<b>0</b>	<b>35</b>	<b>24</b>
Female-headed Households:	0		0		0			

*Income Category:*

	Owner	Renter	Total	Person
Extremely Low	0	0	0	35
Low Mod	0	0	0	0
Moderate	0	0	0	0
Non Low Moderate	0	0	0	0
Total	0	0	0	35
Percent Low/Mod				100.0%

**Annual Accomplishments**

Years	Accomplishment Narrative	# Benefitting
2022	22-23 funding \$15,000. Project underway. The project is 95%. CDBG funds were used to purchase an enclosed cargo trailer for their Recycling Academy. The Academy provides training for severely disabled adults to learn the necessary skills for employment at the Desert Arc Recycling Program and long-term self-sufficiency. Once complete the project will provide availability for the purpose of creating a suitable living environment.	

2023 The project is 100%. CDBG funds were used to purchase an enclosed cargo trailer for their Recycling Academy. The Academy provides training for severely disabled adults to learn the necessary skills for employment at the Desert Arc Recycling Program and long-term self-sufficiency. The project provides availability for the purpose of creating a suitable living environment.

**PGM Year:** 2022  
**Project:** 0055 - 4.279-22 - St. Elizabeth Food Pantry  
**IDIS Activity:** 6679 - 4.279-22 - St. Elizabeth Food Pantry  
**Status:** Completed 7/7/2023 6:14:04 PM  
**Location:** 66700 Pierson Blvd Desert Hot Springs, CA 92240-3740  
**Objective:** Create suitable living environments  
**Outcome:** Availability/accessibility  
**Matrix Code:** Food Banks (05W)  
**National Objective:** LMC

**Activity to prevent, prepare for, and respond to Coronavirus:** No

**Initial Funding Date:** 11/10/2022

**Description:**

St. Elizabeth Food Pantry provides food packages to low-income families, the elderly, the disabled, at-risk youth, and homeless individuals in the Desert Hot Springs area. CDBG funds will be used for operational costs, including utilities, food, supplies, and other program-related expenses.

**Financing**

	Fund Type	Grant Year	Grant	Funded Amount	Drawn In Program Year	Drawn Thru Program Year
CDBG	EN	2022	B22UC060506	\$5,000.00	\$0.00	\$5,000.00
<b>Total</b>	<b>Total</b>			<b>\$5,000.00</b>	<b>\$0.00</b>	<b>\$5,000.00</b>

**Proposed Accomplishments**

People (General) : 250

**Actual Accomplishments**

	<b>Owner</b>		<b>Renter</b>		<b>Total</b>		<b>Person</b>	
<i>Number assisted:</i>	Total	Hispanic	Total	Hispanic	Total	Hispanic	Total	Hispanic
White:	0	0	0	0	0	0	293	157
Black/African American:	0	0	0	0	0	0	68	19
Asian:	0	0	0	0	0	0	12	4
American Indian/Alaskan Native:	0	0	0	0	0	0	17	9
Native Hawaiian/Other Pacific Islander:	0	0	0	0	0	0	0	0
American Indian/Alaskan Native & White:	0	0	0	0	0	0	7	1
Asian White:	0	0	0	0	0	0	4	0
Black/African American & White:	0	0	0	0	0	0	24	6
American Indian/Alaskan Native & Black/African American:	0	0	0	0	0	0	4	4
Other multi-racial:	0	0	0	0	0	0	13	0
Asian/Pacific Islander:	0	0	0	0	0	0	0	0
Hispanic:	0	0	0	0	0	0	0	0
<b>Total:</b>	<b>0</b>	<b>0</b>	<b>0</b>	<b>0</b>	<b>0</b>	<b>0</b>	<b>442</b>	<b>200</b>
Female-headed Households:	0		0		0			

*Income Category:*

	<b>Owner</b>	<b>Renter</b>	<b>Total</b>	<b>Person</b>
Extremely Low	0	0	0	0
Low Mod	0	0	0	427
Moderate	0	0	0	15
Non Low Moderate	0	0	0	0
Total	0	0	0	442
Percent Low/Mod				100.0%

**Annual Accomplishments**

Years	Accomplishment Narrative	# Benefitting
2022	22-23 funding \$5,000. : Project Completed on 5/5/2023. St. Elizabeth Food Pantry provided food packages to low-income families, elderly, and homeless individuals residing in the low-income community of Desert Hot Springs for the purpose of creating a suitable living environment. St. Elizabeth used CDBG funds to pay utilities. By providing access to food for low-income residents, they have met the national objective of benefiting approximately 442 low- to moderate-income residents in the Desert Hot Springs community. Leverage funding included donations and private funding.	

PGM Year:	2022	
Project:	0070 - 4.280-22 - Food Assistance Program	
IDIS Activity:	6680 - 4.280-22 - Food Assistance Program	
Status:	Completed 8/1/2023 6:15:35 PM	Objective: Create suitable living environments
Location:	14080 Palm Dr Ste E Desert Hot Springs, CA 92240-6851	Outcome: Availability/accessibility
		Matrix Code: Food Banks (05W)
		National Objective: LMC

Activity to prevent, prepare for, and respond to Coronavirus: No

Initial Funding Date: 11/10/2022

**Description:**

Family Services of the Desert's Food Now program provides assistance to low-income individuals and families in need of emergency food in the City of Desert Hot Springs and surrounding areas. CDBG funds will be used for the purchase of food, space cost, and other program-related expenses.

**Financing**

	Fund Type	Grant Year	Grant	Funded Amount	Drawn In Program Year	Drawn Thru Program Year
CDBG	EN	2022	B22UC060506	\$15,000.00	\$0.00	\$15,000.00
<b>Total</b>	<b>Total</b>			<b>\$15,000.00</b>	<b>\$0.00</b>	<b>\$15,000.00</b>

**Proposed Accomplishments**

People (General) : 3,000

**Actual Accomplishments**

Number assisted:

	Owner		Renter		Total		Person	
	Total	Hispanic	Total	Hispanic	Total	Hispanic	Total	Hispanic
White:	0	0	0	0	0	0	1,256	623
Black/African American:	0	0	0	0	0	0	111	53
Asian:	0	0	0	0	0	0	40	11
American Indian/Alaskan Native:	0	0	0	0	0	0	42	29
Native Hawaiian/Other Pacific Islander:	0	0	0	0	0	0	14	8
American Indian/Alaskan Native & White:	0	0	0	0	0	0	48	29
Asian White:	0	0	0	0	0	0	30	3
Black/African American & White:	0	0	0	0	0	0	35	3
American Indian/Alaskan Native & Black/African American:	0	0	0	0	0	0	8	0
Other multi-racial:	0	0	0	0	0	0	80	0
Asian/Pacific Islander:	0	0	0	0	0	0	0	0
Hispanic:	0	0	0	0	0	0	0	0
<b>Total:</b>	<b>0</b>	<b>0</b>	<b>0</b>	<b>0</b>	<b>0</b>	<b>0</b>	<b>1,664</b>	<b>759</b>
Female-headed Households:	0		0		0			

Income Category:

	Owner	Renter	Total	Person
Extremely Low	0	0	0	0
Low Mod	0	0	0	1,619
Moderate	0	0	0	40
Non Low Moderate	0	0	0	5
Total	0	0	0	1,664

Percent Low/Mod

99.7%

**Annual Accomplishments**

Years	Accomplishment Narrative	# Benefitting
2022	22-23 funding \$15,000. Project 100% Complete. Family Services of the Desert provided assistance to low-income individuals and families in need of emergency food in the City of Desert Hot Springs and surrounding areas. CDBG funds were used for space rent and food purchases. Family Services of the Desert met the national objective of benefiting 1,664 extremely low- to low-income persons by providing availability and access to this public service.	

<b>PGM Year:</b>	2022	
<b>Project:</b>	0056 - 4.281-22 - Blythe Harmony Kitchen	
<b>IDIS Activity:</b>	6681 - 4.281-22 - Blythe Harmony Kitchen	
<b>Status:</b>	Completed 8/15/2023 5:04:14 PM	<b>Objective:</b> Create suitable living environments
<b>Location:</b>	219 S Main St Blythe, CA 92225-2510	<b>Outcome:</b> Availability/accessibility
		<b>Matrix Code:</b> Food Banks (05W)
		<b>National Objective:</b> LMC

**Activity to prevent, prepare for, and respond to Coronavirus:** No**Initial Funding Date:** 11/10/2022**Description:**

Blythe Harmony Kitchen provides lunch five days a week to low-income individuals, seniors, and homeless residents of the Palo Verde Valley. CDBG funds will be used for food and other operational expenses such as utilities and supplies.

**Financing**

	Fund Type	Grant Year	Grant	Funded Amount	Drawn In Program Year	Drawn Thru Program Year
CDBG	EN	2022	B22UC060506	\$11,164.00	\$0.00	\$11,164.00
<b>Total</b>	<b>Total</b>			<b>\$11,164.00</b>	<b>\$0.00</b>	<b>\$11,164.00</b>

**Proposed Accomplishments**

People (General) : 125

**Actual Accomplishments**

	<b>Owner</b>		<b>Renter</b>		<b>Total</b>		<b>Person</b>	
<i>Number assisted:</i>	Total	Hispanic	Total	Hispanic	Total	Hispanic	Total	Hispanic
White:	0	0	0	0	0	0	67	4
Black/African American:	0	0	0	0	0	0	27	3
Asian:	0	0	0	0	0	0	4	1
American Indian/Alaskan Native:	0	0	0	0	0	0	18	9
Native Hawaiian/Other Pacific Islander:	0	0	0	0	0	0	4	1
American Indian/Alaskan Native & White:	0	0	0	0	0	0	2	1
Asian White:	0	0	0	0	0	0	2	1
Black/African American & White:	0	0	0	0	0	0	11	10
American Indian/Alaskan Native & Black/African American:	0	0	0	0	0	0	0	0
Other multi-racial:	0	0	0	0	0	0	11	0
Asian/Pacific Islander:	0	0	0	0	0	0	0	0
Hispanic:	0	0	0	0	0	0	0	0
<b>Total:</b>	<b>0</b>	<b>0</b>	<b>0</b>	<b>0</b>	<b>0</b>	<b>0</b>	<b>146</b>	<b>30</b>
Female-headed Households:	0		0		0			

*Income Category:*

	<b>Owner</b>	<b>Renter</b>	<b>Total</b>	<b>Person</b>
Extremely Low	0	0	0	0
Low Mod	0	0	0	141



Moderate	0	0	0	4
Non Low Moderate	0	0	0	1
Total	0	0	0	146
Percent Low/Mod				99.3%

#### Annual Accomplishments

Years	Accomplishment Narrative	# Benefitting
2022	22-23 funding \$11,164. Project 100% Complete. Blythe Harmony Kitchen provided daily meals to low-income individuals and families in need of food in the City of Blythe and surrounding areas. CDBG funds were used for utilities, food, and operational costs. By providing availability and access to a suitable living environment and accessibility to food, Blythe Harmony Kitchen met the national objective by benefiting 146 extremely low- to low-income persons.	

<b>PGM Year:</b>	2022	
<b>Project:</b>	0057 - 4.282-22 - Las Mananitas I & II Migrant Farmworker Housing	
<b>IDIS Activity:</b>	6682 - 4.282-22 - Las Mananitas I & II Migrant Farmworker Housing	
<b>Status:</b>	Completed 7/10/2023 12:03:16 PM	<b>Objective:</b> Create suitable living environments
<b>Location:</b>	91-200 Ave 63 mecca, CA 92254	<b>Outcome:</b> Availability/accessibility
		<b>Matrix Code:</b> Operating Costs of Homeless/AIDS
		<b>National Objective:</b> LMC

**Activity to prevent, prepare for, and respond to Coronavirus:** No

**Initial Funding Date:** 11/10/2022

#### Description:

Coachella Valley Housing Coalition provides an affordable 128-bed seasonal occupancy housing facility for migrant agricultural farm workers. CDBG funds will be used to pay maintenance and operating costs at the Las Mananitas I & II Migrant Farm Worker Housing facility.

#### Financing

	Fund Type	Grant Year	Grant	Funded Amount	Drawn In Program Year	Drawn Thru Program Year
CDBG	EN	2022	B22UC060506	\$10,000.00	\$0.00	\$10,000.00
<b>Total</b>	<b>Total</b>			<b>\$10,000.00</b>	<b>\$0.00</b>	<b>\$10,000.00</b>

#### Proposed Accomplishments

People (General) : 150

#### Actual Accomplishments

	Owner		Renter		Total		Person	
	Total	Hispanic	Total	Hispanic	Total	Hispanic	Total	Hispanic
Number assisted:								
White:	0	0	0	0	0	0	5	5
Black/African American:	0	0	0	0	0	0	187	187
Asian:	0	0	0	0	0	0	0	0
American Indian/Alaskan Native:	0	0	0	0	0	0	0	0
Native Hawaiian/Other Pacific Islander:	0	0	0	0	0	0	0	0
American Indian/Alaskan Native & White:	0	0	0	0	0	0	0	0
Asian White:	0	0	0	0	0	0	0	0
Black/African American & White:	0	0	0	0	0	0	0	0
American Indian/Alaskan Native & Black/African American:	0	0	0	0	0	0	0	0
Other multi-racial:	0	0	0	0	0	0	0	0
Asian/Pacific Islander:	0	0	0	0	0	0	0	0
Hispanic:	0	0	0	0	0	0	0	0
<b>Total:</b>	<b>0</b>	<b>0</b>	<b>0</b>	<b>0</b>	<b>0</b>	<b>0</b>	<b>192</b>	<b>192</b>
Female-headed Households:	0		0		0			

Income Category:

	Owner	Renter	Total	Person
Extremely Low	0	0	0	0
Low Mod	0	0	0	192
Moderate	0	0	0	0
Non Low Moderate	0	0	0	0
Total	0	0	0	192
Percent Low/Mod				100.0%

Annual Accomplishments

Years	Accomplishment Narrative	# Benefitting
2022	22-23 funding \$10,000. Project 100% complete 5/8/2023. Coachella Valley Housing Coalition provided affordable seasonal occupancy at the Las Mananitas I & II Migrant Farm Workers Housing Facility to 192 migrant agricultural farm workers for the purpose of creating a suitable living environment. CVHC used CDBG funds to pay for operating expenses at the Las Mananitas I & II Migrant Farmworker Housing facility. CVHC met the national objective of benefiting 192 extremely low- to low-income persons by providing availability and access to these public services.	

PGM Year:	2022	
Project:	0058 - 4.283-22 - Thermal Community Park Project	
IDIS Activity:	6683 - 4.283-22 - Thermal Community Park Project	
Status:	Open	Objective: Create suitable living environments
Location:	45305 Oasis St Corner of Church and Olive Street, Thermal, CA 92274 Indio, CA 92201-4337	Outcome: Availability/accessibility
		Matrix Code: Parks, Recreational Facilities (03F) National Objective: LMA

Activity to prevent, prepare for, and respond to Coronavirus: No

Initial Funding Date: 11/10/2022

Description:

The Desert Recreation District will develop a new 10-acre park in the unincorporated community of Thermal. The proposed public-use park will include walking paths, a picnic area, a snack bar, outdoor exercise equipment, a baseball field, basketball courts, soccer fields, art installations, and other park amenities. CDBG funds will be used to pay for predevelopment fees and soft costs, including fees associated with environmental reviews, architecture and engineering, utilities, project management, construction management, soil testing, and permitting.

Financing

	Fund Type	Grant Year	Grant	Funded Amount	Drawn In Program Year	Drawn Thru Program Year
CDBG	EN	2018	B18UC060506	\$65.74	\$65.74	\$65.74
		2019	B19UC060506	\$2,000.00	\$50.69	\$1,559.85
		2020	B20UC060506	\$0.39	\$0.00	\$0.00
		2022	B22UC060506	\$100,000.00	\$100,000.00	\$100,000.00
		2023	B23UC060506	\$1,534.01	\$0.00	\$0.00
Total	Total			\$103,600.14	\$100,116.43	\$101,625.59

Proposed Accomplishments

Public Facilities : 2,005  
Total Population in Service Area: 2,005  
Census Tract Percent Low / Mod: 77.81

Annual Accomplishments

Years	Accomplishment Narrative	# Benefitting
2022	22-23 funding \$100,000. 12.2.2022 reprog \$2,000 from unencumbered for ADC, funding increased to \$102,000. Project underway. The project is 10% completed. Desert Recreation District will develop a new 10-acre park in the unincorporated community of Thermal. CDBG funds will be used to pay for predevelopment fees and soft costs, including fees associated with environmental reviews, architecture and engineering, utilities, project management, construction management, soil testing, and permitting. Once complete the project will provide accessibility for the purpose of creating a suitable living environment.	

2023 11.17.2023 reprog \$1,600.14 (unused ADC) from IDIS#6428, funding increased to \$103,600.14. The project is 15% complete. Desert Recreation District will develop a new 10-acre park in the unincorporated community of Thermal. CDBG funds will be used to pay for predevelopment fees and soft costs, including fees associated with environmental reviews, architecture and engineering, utilities, project management, construction management, soil testing, and permitting. Once completed, the project will provide accessibility for the purpose of creating a suitable living environment.

**PGM Year:** 2022  
**Project:** 0059 - 4.284-22 - Desert AIDS Project Fire Suppression Improvement Phase 5  
**IDIS Activity:** 6684 - 4.284-22 - Desert AIDS Project Fire Suppression Improvement Phase 5  
**Status:** Open  
**Location:** 1695 N Sunrise Way Palm Springs, CA 92262-3701  
**Objective:** Create suitable living environments  
**Outcome:** Availability/accessibility  
**Matrix Code:** Facilities for AIDS Patients (not  
**National Objective:** LMC

**Activity to prevent, prepare for, and respond to Coronavirus:** No

**Initial Funding Date:** 11/10/2022

**Description:**

The Desert AIDS Project (D.A.P.) provides medical care and comprehensive support services to people living with HIV/AIDS in the Desert communities. D.A.P. will use CDBG funds for Phase V of their fire suppression system project, which consists of installing a fire suppression system in the North and East Wing of the D.A.P.'s facility. CDBG will be used for construction and project delivery expenses.

**Financing**

	Fund Type	Grant Year	Grant	Funded Amount	Drawn In Program Year	Drawn Thru Program Year
CDBG	EN	2019	B19UC060506	\$2,000.00	\$344.63	\$428.01
		2022	B22UC060506	\$25,000.00	\$0.00	\$0.00
<b>Total</b>	<b>Total</b>			<b>\$27,000.00</b>	<b>\$344.63</b>	<b>\$428.01</b>

**Proposed Accomplishments**

Public Facilities : 2,300

**Actual Accomplishments**

Number assisted:

	Owner		Renter		Total		Person	
	Total	Hispanic	Total	Hispanic	Total	Hispanic	Total	Hispanic
White:	0	0	0	0	0	0		0
Black/African American:	0	0	0	0	0	0	0	0
Asian:	0	0	0	0	0	0	0	0
American Indian/Alaskan Native:	0	0	0	0	0	0	0	0
Native Hawaiian/Other Pacific Islander:	0	0	0	0	0	0	0	0
American Indian/Alaskan Native & White:	0	0	0	0	0	0	0	0
Asian White:	0	0	0	0	0	0	0	0
Black/African American & White:	0	0	0	0	0	0	0	0
American Indian/Alaskan Native & Black/African American:	0	0	0	0	0	0	0	0
Other multi-racial:	0	0	0	0	0	0	0	0
Asian/Pacific Islander:	0	0	0	0	0	0	0	0
Hispanic:	0	0	0	0	0	0	0	0
<b>Total:</b>	<b>0</b>	<b>0</b>	<b>0</b>	<b>0</b>	<b>0</b>	<b>0</b>	<b>0</b>	<b>0</b>
Female-headed Households:	0		0		0			

Income Category:

	Owner	Renter	Total	Person
Extremely Low	0	0	0	0
Low Mod	0	0	0	0
Moderate	0	0	0	0

Non Low Moderate	0	0	0	0
Total	0	0	0	0
Percent Low/Mod				

#### Annual Accomplishments

Years	Accomplishment Narrative	# Benefitting
2022	22-23 funding \$25,000. 12.2.2022 reprog \$2,000 from unencumbered for ADC, funding increased to \$27,000. The project is 80% complete. This facility provides medical and comprehensive support services to people living with HIV/AIDS in the Desert communities. CDBG funds were used for asbestos retrofit abatement and purchase materials for the fire suppression system in the 100â€šs sections of the North Wing of Desert Aids Project building to ensure the safety of clients and patients, and to provide fire protection for the facility. The Desert AIDS Project serves presumed low-income individuals whom are severely disabled and are accessing services at the Desert AIDS for the purpose of creating a suitable living environment.	
2023	The project is 100% complete. CDBG funds were used for asbestos retrofit abatement and purchase materials for the fire suppression system in the 100â€šs sections of the North Wing of Desert Aids Project building to ensure the safety of clients and patients, and to provide fire protection for the facility. The Desert AIDS Project serves presumed low-income individuals whom are severely disabled and are accessing services at the Desert AIDS for the purpose of creating a suitable living environment.	

PGM Year:	2022	
Project:	0060 - 4.285-22 - Automatic Security Gates	
IDIS Activity:	6685 - 4.285-22 - Automatic Security Gates	
Status:	Open	Objective: Create suitable living environments
Location:	73255 Country Club Dr Palm Desert, CA 92260-2309	Outcome: Availability/accessibility
		Matrix Code: Parking Facilities (03G) National Objective: LMC

#### Activity to prevent, prepare for, and respond to Coronavirus: No

Initial Funding Date: 11/10/2022

#### Description:

Desert Arc's mission is to enhance the quality of life and create opportunities for people with disabilities. Desert Arc will use CDBG funds to pay for the costs associated with the construction of automatic gates to the driveway entrance to their facility. Eligible CDBG expenses will include design, construction, project management, compliance monitoring, and other related activities.

#### Financing

	Fund Type	Grant Year	Grant	Funded Amount	Drawn In Program Year	Drawn Thru Program Year
CDBG	EN	2018	B18UC060506	\$1,993.76	\$748.16	\$1,993.76
		2022	B22UC060506	\$37,808.00	\$37,808.00	\$37,808.00
<b>Total</b>	<b>Total</b>			<b>\$39,801.76</b>	<b>\$38,556.16</b>	<b>\$39,801.76</b>

#### Proposed Accomplishments

Public Facilities : 500

#### Actual Accomplishments

	Owner		Renter		Total		Person	
	Total	Hispanic	Total	Hispanic	Total	Hispanic	Total	Hispanic
Number assisted:								
White:	0	0	0	0	0	0		0
Black/African American:	0	0	0	0	0	0	0	0
Asian:	0	0	0	0	0	0	0	0
American Indian/Alaskan Native:	0	0	0	0	0	0	0	0
Native Hawaiian/Other Pacific Islander:	0	0	0	0	0	0	0	0
American Indian/Alaskan Native & White:	0	0	0	0	0	0	0	0
Asian White:	0	0	0	0	0	0	0	0
Black/African American & White:	0	0	0	0	0	0	0	0
American Indian/Alaskan Native & Black/African American:	0	0	0	0	0	0	0	0

Other multi-racial:	0	0	0	0	0	0	0	0
Asian/Pacific Islander:	0	0	0	0	0	0	0	0
Hispanic:	0	0	0	0	0	0	0	0
<b>Total:</b>	<b>0</b>	<b>0</b>	<b>0</b>	<b>0</b>	<b>0</b>	<b>0</b>	<b>0</b>	<b>0</b>

Female-headed Households: 0 0 0

*Income Category:*

	Owner	Renter	Total	Person
Extremely Low	0	0	0	0
Low Mod	0	0	0	0
Moderate	0	0	0	0
Non Low Moderate	0	0	0	0
Total	0	0	0	0
Percent Low/Mod				

**Annual Accomplishments**

Years	Accomplishment Narrative	# Benefitting
2022	22-23 funding \$37,808. 12.14.2022 reprog \$2,000 from unencumbered for ADC, funding increased to \$39,808. Project underway. Desert Arc's mission is to enhance the quality of life and create opportunities for people with disabilities. Desert Arc will use CDBG funds to pay for the costs associated with the construction of automatic gates to the driveway entry to their facility. Once complete the project will provide accessibility for the purpose of creating a suitable living environment.	
2023	4.16.2024 reprog \$6.24 unused ADC to unencumbered, funding decreased to \$39,801.76. The project is 100% complete. Desert Arc's mission is to enhance the quality of life and create opportunities for people with disabilities. Desert Arc used CDBG funds to pay for the costs associated with the construction of automatic gates to the driveway entry to their facility. Desert Arc met the national objective of benefiting extremely low- to low-income persons by providing availability and access to these public services.	

<b>PGM Year:</b>	2022	
<b>Project:</b>	0061 - 4.286-22 - Riverside County Small Business Recovery Project	
<b>IDIS Activity:</b>	6686 - 4.286-22 - Riverside County Small Business Recovery Project	
Status:	Completed 7/11/2023 2:20:37 PM	Objective: Create economic opportunities
Location:	77806 Flora Rd Ste A Palm Desert, CA 92211-4108	Outcome: Availability/accessibility
	Matrix Code: Micro-Enterprise Assistance (18C)	National Objective: LMCMC

**Activity to prevent, prepare for, and respond to Coronavirus:** No

**Initial Funding Date:** 11/10/2022

**Description:**

The Coachella Valley Women's Business Center will provide consulting, training, and mentoring services to low- to moderate-income owners of micro-enterprises to provide an opportunity to start, grow, maintain, or adapt their business due to difficulties created by the COVID pandemic. CDBG funds will be used for staff salaries/benefits (direct costs) and other program-related expenses.

**Financing**

	Fund Type	Grant Year	Grant	Funded Amount	Drawn In Program Year	Drawn Thru Program Year
CDBG	PI			\$10,000.00	\$0.00	\$10,000.00
<b>Total</b>	<b>Total</b>			<b>\$10,000.00</b>	<b>\$0.00</b>	<b>\$10,000.00</b>

**Proposed Accomplishments**

People (General) : 25

**Actual Accomplishments**

	Owner		Renter		Total		Person	
Number assisted:	Total	Hispanic	Total	Hispanic	Total	Hispanic	Total	Hispanic

White:	0	0	0	0	0	0	14	11
Black/African American:	0	0	0	0	0	0	1	0
Asian:	0	0	0	0	0	0	1	0
American Indian/Alaskan Native:	0	0	0	0	0	0	2	2
Native Hawaiian/Other Pacific Islander:	0	0	0	0	0	0	2	0
American Indian/Alaskan Native & White:	0	0	0	0	0	0	0	0
Asian White:	0	0	0	0	0	0	0	0
Black/African American & White:	0	0	0	0	0	0	1	1
American Indian/Alaskan Native & Black/African American:	0	0	0	0	0	0	0	0
Other multi-racial:	0	0	0	0	0	0	4	0
Asian/Pacific Islander:	0	0	0	0	0	0	0	0
Hispanic:	0	0	0	0	0	0	0	0
<b>Total:</b>	<b>0</b>	<b>0</b>	<b>0</b>	<b>0</b>	<b>0</b>	<b>0</b>	<b>25</b>	<b>14</b>

Female-headed Households: 0 0 0

*Income Category:*

	Owner	Renter	Total	Person
Extremely Low	0	0	0	0
Low Mod	0	0	0	18
Moderate	0	0	0	2
Non Low Moderate	0	0	0	5
Total	0	0	0	25
Percent Low/Mod				80.0%

**Annual Accomplishments**

Years	Accomplishment Narrative	# Benefitting
2022	22-23 funding \$10,000. 6.15.2023 decreased PI by \$10,000.00, increased EN same amount, and funding remains the same at \$10,000. Project is 100% completed. The Riverside County Small Business Recovery Program provided consulting, training, and mentoring services to low- to moderate-income small business owners for the purpose of creating economic opportunity. The Sponsor used CDBG funds to pay for costs associated with staff salaries. By providing availability and accessibility to this program, the Sponsor met the national objective of benefiting 25 low- to moderate-income small business owners.	

<b>PGM Year:</b>	2022	
<b>Project:</b>	0063 - 4.CO.27-22 - Bagdouma Park Rehabilitation Project Phase III	
<b>IDIS Activity:</b>	6688 - 4.CO.27-22 - Bagdouma Park Rehabilitation Project Phase III	
Status:	Open	Objective: Create suitable living environments
Location:	51723 Douma St Coachella, CA 92236-2467	Outcome: Availability/accessibility
		Matrix Code: Parks, Recreational Facilities (03F) National Objective: LMA

**Activity to prevent, prepare for, and respond to Coronavirus:** No

**Initial Funding Date:** 11/10/2022

**Description:**

The City of Coachella will use CDBG funds for multi-phase park improvements at Bagdouma Park. Phase III of this project will install a new, prefabricated public restroom facility near basketball courts and replace field lighting in soccer fields. CDBG funds will be used for design, construction costs, project management, compliance monitoring, inspections, and other related expenses.

**Financing**

	Fund Type	Grant Year	Grant	Funded Amount	Drawn In Program Year	Drawn Thru Program Year
CDBG	EN	2019	B19UC060506	\$5,000.00	\$164.85	\$164.85
		2022	B22UC060506	\$289,365.00	\$289,365.00	\$289,365.00
<b>Total</b>	<b>Total</b>			<b>\$294,365.00</b>	<b>\$289,529.85</b>	<b>\$289,529.85</b>

**Proposed Accomplishments**

Public Facilities : 49,015

Total Population in Service Area: 52,515  
Census Tract Percent Low / Mod: 60.81

#### Annual Accomplishments

Years	Accomplishment Narrative	# Benefitting
2022	22-23 funding \$289,365. 12.2.2022 reprog \$5,000 from unencumbered for ADC, funding increased to \$294,365. The project is 0% complete. The City of Coachella will use CDBG funds for multi-phase park improvements at Bagdouma Park for the purpose of creating a suitable living environment. Phase III of this project will install a new, prefabricated public restroom facility near basketball courts and replace field lighting in soccer fields. CDBG funds will be used for design, construction costs, project management, compliance monitoring, inspections, and other related expenses.	
2023	The project is 100% complete. The City of Coachella used CDBG funds for multi-phase park improvements at Bagdouma Park for the purpose of creating a suitable living environment. Phase III of this project installed a new, prefabricated public restroom facility near basketball courts and replaced field lighting in soccer fields. CDBG funds were used for design, construction costs, project management, compliance monitoring, inspections, and other related expenses.	

PGM Year:	2022				
Project:	0064 - 4.DHS.36-22 - Mission Springs Park Improvements				
IDIS Activity:	6689 - 4.DHS.36-22 - Mission Springs Park Improvements				
Status:	Canceled 4/19/2024 6:22:05 PM	Objective:	Create suitable living environments		
Location:	11999 Palm Dr Desert Hot Springs, CA 92240-3609	Outcome:	Availability/accessibility		
		Matrix Code:	Parks, Recreational Facilities (03F)	National Objective:	LMA

Activity to prevent, prepare for, and respond to Coronavirus: No

Initial Funding Date: 11/10/2022

#### Description:

The City of Desert Hot Springs will use CDBG funds to improve Mission Springs Park's existing restrooms, snack bar, and storage area to be ADA-compliant. CDBG funds will be used to pay for design, construction, project management, compliance monitoring, inspection, and other related expenses.

#### Financing

No data returned for this view. This might be because the applied filter excludes all data.

#### Proposed Accomplishments

Public Facilities : 28,825  
Total Population in Service Area: 4,150  
Census Tract Percent Low / Mod: 68.07

#### Annual Accomplishments

Years	Accomplishment Narrative	# Benefitting
2022	22-23 funding \$275,529. 12.2.2022 reprog \$5,000 from unencumbered for ADC, funding increased to \$280,529. The project is 0% completed. Project is currently in design phase. Construction anticipated to start early 2024. The City of Desert Hot Springs will use CDBG funds to improve Mission Springs Park existing restrooms, snack bar and storage area to be ADA compliant form the purpose of creating a suitable living environment. CDBG funds will be used to pay for design, construction, project management, compliance monitoring, inspection, and other related expenses.	
2023	4.19.2024 (Per city request on 4/8/2024) reprog \$280,529 (\$275,529 project funds and \$5,000 ADC), funding decreased to \$0. This project is being canceled with city approval.	

PGM Year:	2022				
Project:	0065 - 4.LQ.46-22 - Membership Fees Waiver/Reduction Program				
IDIS Activity:	6690 - 4.LQ.46-22 - Membership Fees Waiver/Reduction Program				
Status:	Completed 7/11/2023 2:30:56 PM	Objective:	Create suitable living environments		

Location: 49-995 Moon River Drive La Quinta, CA 92253

Outcome: Affordability

Matrix Code: Other Public Services Not Listed in 05A

National Objective: LMC

Activity to prevent, prepare for, and respond to Coronavirus: No

Initial Funding Date: 11/10/2022

**Description:**

The Boys and Girls Club will use CDBG funds to provide membership "Scholarships" to at-risk youthchildren ages 7-18 from low-income families.

These scholarships will allow eligible individuals to participate in after-school programs to address academic hurdles, virtual learning, arts and crafts, and recreation.

**Financing**

	Fund Type	Grant Year	Grant	Funded Amount	Drawn In Program Year	Drawn Thru Program Year
CDBG	EN	2022	B22UC060506	\$3,315.00	\$0.00	\$3,315.00
<b>Total</b>	<b>Total</b>			<b>\$3,315.00</b>	<b>\$0.00</b>	<b>\$3,315.00</b>

**Proposed Accomplishments**

People (General) : 140

**Actual Accomplishments**

	Owner		Renter		Total		Person	
Number assisted:	Total	Hispanic	Total	Hispanic	Total	Hispanic	Total	Hispanic
White:	0	0	0	0	0	0	4	4
Black/African American:	0	0	0	0	0	0	0	0
Asian:	0	0	0	0	0	0	0	0
American Indian/Alaskan Native:	0	0	0	0	0	0	0	0
Native Hawaiian/Other Pacific Islander:	0	0	0	0	0	0	0	0
American Indian/Alaskan Native & White:	0	0	0	0	0	0	0	0
Asian White:	0	0	0	0	0	0	0	0
Black/African American & White:	0	0	0	0	0	0	0	0
American Indian/Alaskan Native & Black/African American:	0	0	0	0	0	0	0	0
Other multi-racial:	0	0	0	0	0	0	9	0
Asian/Pacific Islander:	0	0	0	0	0	0	0	0
Hispanic:	0	0	0	0	0	0	0	0
<b>Total:</b>	<b>0</b>	<b>0</b>	<b>0</b>	<b>0</b>	<b>0</b>	<b>0</b>	<b>13</b>	<b>4</b>
Female-headed Households:	0		0		0			

*Income Category:*

	Owner	Renter	Total	Person
Extremely Low	0	0	0	0
Low Mod	0	0	0	12
Moderate	0	0	0	1
Non Low Moderate	0	0	0	0
Total	0	0	0	13
Percent Low/Mod				100.0%

**Annual Accomplishments**

Years	Accomplishment Narrative	# Benefitting
-------	--------------------------	---------------



2022 22-23 funding \$18,200. 5.26.2023 per city request reprog \$14,885 to idis#6691, funding decreased to \$3,315.00. Project Completed 3/16/2023. The Boys & Girls Club provided 13 membership & scholarships to at-risk youth/children ages 7-18 from low-income families, for the purpose of creating a suitable living environment. CDBG funds were used to pay membership fees for eligible individuals, enabling them to participate in after-school programming. Unable to expend all funds due to the pandemic affecting attendance.

<b>PGM Year:</b>	2022	
<b>Project:</b>	0066 - 4.LQ.47-22 - City of La Quinta Miscellaneous ADA Improvements	
<b>IDIS Activity:</b>	6691 - 4.LQ.47-22 - City of La Quinta Miscellaneous ADA Improvements	
Status:	Open	Objective: Create suitable living environments
Location:	78495 Calle Tampico Various locations in City La Quinta, CA	Outcome: Availability/accessibility
	92253-2839	Matrix Code: Other Public Improvements Not Listed National Objective: LMC

**Activity to prevent, prepare for, and respond to Coronavirus:** No

**Initial Funding Date:** 11/10/2022

**Description:**

The City of La Quinta will use CDBG funds to pay for costs associated with the construction of ADA improvements at various city-owned public facilities and the installation of intersection curbs and compliant sidewalks, all prioritized improvements recommended in the Citys ADA Transition Plan report. CDBG funds will be used for design, construction, project management, compliance monitoring, and inspection testing costs.

**Financing**

	Fund Type	Grant Year	Grant	Funded Amount	Drawn In Program Year	Drawn Thru Program Year
CDBG	EN	2019	B19UC060506	\$5,000.00	\$1,165.17	\$2,305.39
		2021	B21UC060506	\$30,238.35	\$30,238.35	\$30,238.35
		2022	B22UC060506	\$164,996.00	\$150,110.65	\$150,110.65
<b>Total</b>	<b>Total</b>			<b>\$200,234.35</b>	<b>\$181,514.17</b>	<b>\$182,654.39</b>

**Proposed Accomplishments**

People (General) : 3,614

**Actual Accomplishments**

Number assisted:

	Owner		Renter		Total		Person	
	Total	Hispanic	Total	Hispanic	Total	Hispanic	Total	Hispanic
White:	0	0	0	0	0	0		0
Black/African American:	0	0	0	0	0	0	0	0
Asian:	0	0	0	0	0	0	0	0
American Indian/Alaskan Native:	0	0	0	0	0	0	0	0
Native Hawaiian/Other Pacific Islander:	0	0	0	0	0	0	0	0
American Indian/Alaskan Native & White:	0	0	0	0	0	0	0	0
Asian White:	0	0	0	0	0	0	0	0
Black/African American & White:	0	0	0	0	0	0	0	0
American Indian/Alaskan Native & Black/African American:	0	0	0	0	0	0	0	0
Other multi-racial:	0	0	0	0	0	0	0	0
Asian/Pacific Islander:	0	0	0	0	0	0	0	0
Hispanic:	0	0	0	0	0	0	0	0
<b>Total:</b>	<b>0</b>	<b>0</b>	<b>0</b>	<b>0</b>	<b>0</b>	<b>0</b>	<b>0</b>	<b>0</b>
Female-headed Households:	0		0		0			

Income Category:

	Owner	Renter	Total	Person
Extremely Low	0	0	0	0
Low Mod	0	0	0	0
Moderate	0	0	0	0
Non Low Moderate	0	0	0	0
Total	0	0	0	0

Percent Low/Mod

#### Annual Accomplishments

Years	Accomplishment Narrative	# Benefitting
2022	22-23 funding \$150,111. 12.2.2022 reprog \$5,000 from unencumbered for ADC, funding increased to \$155,111. 4.3.2023 per city request, reprog \$30,238.35 from idis#6598, funding increased to \$185,349.35. 5.26.2023 per city request reprog \$14,885.00 from idis#6690, funding increased to \$200,234.35. The Project is 90% complete. CDBG funds were used for construction costs associated with ADA improvements on Avenida Montezuma, Avenida Navarro, Avenida Mendoza, Desert Club, and Springtime Way. The work consisted of installing intersection curbs and compliant ADA ramps & Sidewalks, and new striping; all prioritized improvements were recommended in the City's ADA Transition Plan report. Improvements were made for the purpose of creating a suitable living environment by increasing accessibility. The City of La Quinta leveraged general funds.	
2023	The project is 100% complete. CDBG funds were used for construction costs associated with ADA improvements on Avenida Montezuma, Avenida Navarro, Avenida Mendoza, Desert Club, and Springtime Way. The work consisted of installing intersection curbs and compliant ADA ramps & Sidewalks, and new striping; all prioritized improvements were recommended in the City's ADA Transition Plan report. Improvements were made for the purpose of creating a suitable living environment by increasing accessibility. The City of La Quinta leveraged general funds.	

PGM Year:	2022	
Project:	0068 - 5.112-22 - Bogart Regional Park ADA Parking Lot Improvements	
IDIS Activity:	6693 - 5.112-22 - Bogart Regional Park ADA Parking Lot Improvements	
Status:	Open	Objective: Create suitable living environments
Location:	9600 International Way Cherry Valley, CA 92223-1475	Outcome: Sustainability
		Matrix Code: Parking Facilities (03G) National Objective: LMC

Activity to prevent, prepare for, and respond to Coronavirus: No

Initial Funding Date: 11/10/2022

#### Description:

The Beaumont-Cherry Valley Recreation & Park District will use CDBG funds for ADA improvements to the Bogart Regional Park Parking Lots. The improvements will consist of demolition, grading, paving, observed spaces and adjacent loading zones slopes, providing Designated Van-Accessible Parking spaces, striping, and proper signage. These improvements provide a safe environment with ADA accessibility. Eligible CDBG expenses will include design, construction, project management, compliance monitoring, and other project-related activities.

#### Financing

	Fund Type	Grant Year	Grant	Funded Amount	Drawn In Program Year	Drawn Thru Program Year
CDBG	EN	2019	B19UC060506	\$4,000.00	\$965.53	\$2,379.60
		2022	B22UC060506	\$58,266.00	\$58,266.00	\$58,266.00
<b>Total</b>	<b>Total</b>			<b>\$62,266.00</b>	<b>\$59,231.53</b>	<b>\$60,645.60</b>

#### Proposed Accomplishments

Public Facilities : 519

#### Actual Accomplishments

	Owner		Renter		Total		Person	
Number assisted:	Total	Hispanic	Total	Hispanic	Total	Hispanic	Total	Hispanic
White:	0	0	0	0	0	0		0
Black/African American:	0	0	0	0	0	0	0	0
Asian:	0	0	0	0	0	0	0	0
American Indian/Alaskan Native:	0	0	0	0	0	0	0	0
Native Hawaiian/Other Pacific Islander:	0	0	0	0	0	0	0	0
American Indian/Alaskan Native & White:	0	0	0	0	0	0	0	0
Asian White:	0	0	0	0	0	0	0	0
Black/African American & White:	0	0	0	0	0	0	0	0

American Indian/Alaskan Native & Black/African American:	0	0	0	0	0	0	0	0
Other multi-racial:	0	0	0	0	0	0	0	0
Asian/Pacific Islander:	0	0	0	0	0	0	0	0
Hispanic:	0	0	0	0	0	0	0	0
<b>Total:</b>	<b>0</b>	<b>0</b>	<b>0</b>	<b>0</b>	<b>0</b>	<b>0</b>	<b>0</b>	<b>0</b>

Female-headed Households: 0 0 0

*Income Category:*

	Owner	Renter	Total	Person
Extremely Low	0	0	0	0
Low Mod	0	0	0	0
Moderate	0	0	0	0
Non Low Moderate	0	0	0	0
Total	0	0	0	0
Percent Low/Mod				

**Annual Accomplishments**

Years	Accomplishment Narrative	# Benefitting
2022	22-23 funding \$58,266. 12.2.2022 reprog \$2,000 from unencumbered for ADC, funding increased to \$60,266. The project is 25% complete. The Beaumont-Cherry Valley Recreation & Park District will use CDBG funds for ADA improvements to the Bogart Regional Park Parking Lots for the purpose of creating a suitable living environment. The improvements will consist of demolition, grading, paving, observed spaces and adjacent loading zones slopes, provide Designated Van-Accessible Parking spaces, striping, and proper signage. These improvements provide a safe environment with ADA accessibility. Eligible CDBG expenses will include design, construction, project management, compliance monitoring, and other project-related activities.	
2023	3.8.2024 reprog \$2,000 from unencumbered for ADC, funding increased to \$62,266. The project is 95% complete. The Beaumont-Cherry Valley Recreation & Park District will use CDBG funds for ADA improvements to the Bogart Regional Park Parking Lots for the purpose of creating a suitable living environment. The improvements will consist of demolition, grading, paving, observed spaces and adjacent loading zones slopes, provide Designated Van-Accessible Parking spaces, striping, and proper signage. These improvements provide a safe environment with ADA accessibility. Eligible CDBG expenses will include design, construction, project management, compliance monitoring, and other project related activities.	

<b>PGM Year:</b>	2022	
<b>Project:</b>	0069 - 5.BEA.49-22 - City of Beaumont ADA Improvements	
<b>IDIS Activity:</b>	6694 - 5.BEA.49-22 - City of Beaumont ADA Improvements	
Status:	Canceled 12/22/2023 6:00:04 PM	Objective: Create suitable living environments
Location:	550 E 6th St 8th Street and Beaumont Ave Beaumont, CA 92223-2253	Outcome: Sustainability
		Matrix Code: Other Public Improvements Not Listed National Objective: LMA

**Activity to prevent, prepare for, and respond to Coronavirus:** No

**Initial Funding Date:** 11/10/2022

**Description:**

The City of Beaumont will use CDBG to construct sidewalks, curbs, and street improvements along 8th St. east of Beaumont Avenue to improve pedestrian safety and ADA accessibility. CDBG funds will be used for project management, compliance, design, and construction costs.

**Financing**

No data returned for this view. This might be because the applied filter excludes all data.

**Proposed Accomplishments**

People (General) : 1,420  
Total Population in Service Area: 1,420  
Census Tract Percent Low / Mod: 57.04

**Annual Accomplishments**

Years	Accomplishment Narrative	# Benefitting
2022	22-23 funding \$162,526. 12.2.2022 reprog \$5,000 from unencumbered for ADC, funding increased to \$167,526. The project is 0% complete. The City of Beaumont will use CDBG to construct sidewalks, curbs, and street improvements along 8th St. east of Beaumont Avenue to improve pedestrian safety and ADA accessibility for the purpose of creating a suitable living environment. CDBG funds will be used for project management, compliance, design, and construction costs.	

2023 12.22.2023 per city request, reprog \$162,526 to idis#6797, funding decreased to \$5,000. 12.22.2023 reprog \$5,000 unused ADC to unencumbered, funding decreased to \$0.

PGM Year:	2022	
Project:	0071 - 5.BN.57-22 - Teens Continue to Lead	
IDIS Activity:	6695 - 5.BN.57-22 - Teens Continue to Lead	
Status:	Completed 7/11/2023 1:14:57 PM	Objective: Create suitable living environments
Location:	240 W Ramsey St Banning, CA 92220-4821	Outcome: Availability/accessibility
		Matrix Code: Youth Services (05D) National Objective: LMC

Activity to prevent, prepare for, and respond to Coronavirus: No

Initial Funding Date: 11/10/2022

**Description:**

The Boys and Girls Club of San Geronio Pass offer a teen program for ages 13-18 during summer and school breaks. The program provides mentorship and courses in character and leadership, arts, health and life skills, education and technology, and sports and recreation. CDBG funds will be used for staff salaries (direct cost), consumable supplies, and other program-related expenses.

**Financing**

	Fund Type	Grant Year	Grant	Funded Amount	Drawn In Program Year	Drawn Thru Program Year
CDBG	PI			\$10,000.00	\$0.00	\$10,000.00
<b>Total</b>	<b>Total</b>			<b>\$10,000.00</b>	<b>\$0.00</b>	<b>\$10,000.00</b>

**Proposed Accomplishments**

People (General) : 10

**Actual Accomplishments**

	Owner		Renter		Total		Person	
Number assisted:	Total	Hispanic	Total	Hispanic	Total	Hispanic	Total	Hispanic
White:	0	0	0	0	0	0	3	3
Black/African American:	0	0	0	0	0	0	6	1
Asian:	0	0	0	0	0	0	0	0
American Indian/Alaskan Native:	0	0	0	0	0	0	0	0
Native Hawaiian/Other Pacific Islander:	0	0	0	0	0	0	0	0
American Indian/Alaskan Native & White:	0	0	0	0	0	0	0	0
Asian White:	0	0	0	0	0	0	1	1
Black/African American & White:	0	0	0	0	0	0	2	0
American Indian/Alaskan Native & Black/African American:	0	0	0	0	0	0	0	0
Other multi-racial:	0	0	0	0	0	0	0	0
Asian/Pacific Islander:	0	0	0	0	0	0	0	0
Hispanic:	0	0	0	0	0	0	0	0
<b>Total:</b>	<b>0</b>	<b>0</b>	<b>0</b>	<b>0</b>	<b>0</b>	<b>0</b>	<b>12</b>	<b>5</b>
Female-headed Households:	0		0		0			

**Income Category:**

Owner	Renter	Total	Person
-------	--------	-------	--------

Extremely Low	0	0	0	0
Low Mod	0	0	0	12
Moderate	0	0	0	0
Non Low Moderate	0	0	0	0
Total	0	0	0	12
Percent Low/Mod				100.0%

#### Annual Accomplishments

Years	Accomplishment Narrative	# Benefitting
2022	22-23 funding \$10,000. 6.15.2023 decreased PI by \$10,000.00, increased EN same amount, and funding remains the same at \$10,000. Project Complete 04/12/2022. The Boys & Girls Club provided mentorship and courses in character and leadership, arts, health and life skills, education and technology, and sports and recreation enrichment to 12 low-income youth through their Teens Continue to Lead program for the purpose of providing a suitable living environment that is accessible to low-income clients. The Boys & Girls Club used CDBG funds for staff salaries associated with overseeing youth and administering program activities. Leverage funding was utilized from other federal funding as well as local and private donations.	

<b>PGM Year:</b>	2022	
<b>Project:</b>	0073 - 5.BN.58-22 - Sylvan Park Improvement Project II	
<b>IDIS Activity:</b>	6696 - 5.BN.58-22 - Sylvan Park Improvement Project II	
Status:	Open	Objective: Create suitable living environments
Location:	2798 W. George Banning, CA 92220	Outcome: Sustainability
		Matrix Code: Parks, Recreational Facilities (03F) National Objective: LMA

#### Activity to prevent, prepare for, and respond to Coronavirus: No

Initial Funding Date: 11/14/2022

#### Description:

The City of Banning will use CDBG to design and construct improvements at Sylvan Park. Improvements include but are not limited to the installation of benches, drinking fountains with dog stations, and dog waste receptacles. Eligible CDBG expenses will include design, construction, project management, compliance monitoring, and other related activities.

#### Financing

	Fund Type	Grant Year	Grant	Funded Amount	Drawn In Program Year	Drawn Thru Program Year
CDBG	EN	2019	B19UC060506	\$2,975.37	\$68.62	\$168.41
<b>Total</b>	<b>Total</b>			<b>\$2,975.37</b>	<b>\$68.62</b>	<b>\$168.41</b>

#### Proposed Accomplishments

Public Facilities : 2,940  
Total Population in Service Area: 2,940  
Census Tract Percent Low / Mod: 55.10

#### Annual Accomplishments

Years	Accomplishment Narrative	# Benefitting
2022	22-23 funding \$80,000. 12.2.2022 reprog \$2,000 from unencumbered for ADC, funding increased to \$82,000. 3.9.2023 reprog \$27,975.37 (\$1,677.87 from idis#6317 and \$26,297.50 from idis#6448), funding increased to \$109,975.37. The project is 0% complete. The City of Banning will use CDBG for the design and construction of improvements at Sylvan Park. Improvements include but are not limited to the installation of benches, drinking fountains with dog stations, and dog waste receptacles for the purpose of creating a suitable living environment. Eligible CDBG expenses will include design, construction, project management, compliance monitoring, and other related activities.	
2023	2.29.2024 reprog \$107,000 to unencumbered (administration action), funding decreased to \$2,975.37. The project is 0% complete. The City of Banning will use CDBG for the design and construction of improvements at Sylvan Park. Improvements include but are not limited to the installation of benches, drinking fountains with dog stations, and dog waste receptacles for the purpose of creating a suitable living environment. Eligible CDBG expenses will include design, construction, project management, compliance monitoring, and other related activities.	

**PGM Year:** 2022  
**Project:** 0074 - 5.BN.59-22 - Lions Park Project II  
**IDIS Activity:** 6697 - 5.BN.59-22 - Lions Park Project II  
**Status:** Open  
**Location:** 955 South Hargrave Banning, CA 92220  
**Objective:** Create suitable living environments  
**Outcome:** Sustainability  
**Matrix Code:** Parks, Recreational Facilities (03F) **National Objective:** LMA

**Activity to prevent, prepare for, and respond to Coronavirus:** No

**Initial Funding Date:** 11/14/2022

**Description:**

The City of Banning will use CDBG funds for improvements at Lions Park. Improvements include re-design and replacing the aging irrigation system and fencing on the fields. Eligible CDBG expenses will include design, construction, project management, compliance monitoring, and other related activities.

**Financing**

	Fund Type	Grant Year	Grant	Funded Amount	Drawn In Program Year	Drawn Thru Program Year
CDBG	EN	2019	B19UC060506	\$5,000.00	\$0.00	\$99.79
<b>Total</b>	<b>Total</b>			<b>\$5,000.00</b>	<b>\$0.00</b>	<b>\$99.79</b>

**Proposed Accomplishments**

Public Facilities : 9,435  
 Total Population in Service Area: 9,435  
 Census Tract Percent Low / Mod: 64.97

**Annual Accomplishments**

Years	Accomplishment Narrative	# Benefitting
2022	22-23 funding \$104,818. 12.2.2022 reprog \$5,000 from unencumbered for ADC, funding increased to \$109,818. The project is 0% complete. The City of Banning will use CDBG funds for the design and construction of improvements to Lions Park for the purpose of creating a suitable living environment. Improvements include re-design and replacing the aging irrigation system and fencing on the fields. CDBG funds will be used for design, construction, project management, compliance monitoring, and other related activities.	
2023	2.29.2024 reprog \$104,818 to unencumbered (administration action), funding decreased to \$5,000.00. The project is 0% complete. The City of Banning will use CDBG funds for the design and construction of improvements to Lions Park for the purpose of creating a suitable living environment. Improvements include re-design and replacing the aging irrigation system and fencing on the fields. CDBG funds will be used for design, construction, project management, compliance monitoring, and other related activities.	

**PGM Year:** 2022  
**Project:** 0075 - 5.CM.03-22 - Norton Younglove Senior Center ADA Improvements II  
**IDIS Activity:** 6698 - 5.CM.03-22 - Norton Younglove Senior Center ADA Improvements II  
**Status:** Completed 8/15/2024 6:49:30 PM  
**Location:** 908 Park Ave Calimesa, CA 92320-1148  
**Objective:** Create suitable living environments  
**Outcome:** Availability/accessibility  
**Matrix Code:** Senior Centers (03A) **National Objective:** LMC

**Activity to prevent, prepare for, and respond to Coronavirus:** No

**Initial Funding Date:** 11/14/2022

**Description:**

The City of Calimesa will use CDBG funds for ADA upgrades to the Norton Younglove Senior Center. All improvements are recommendations in the City's ADA Transition Plan Report. CDBG funds will be used to pay for design, construction, project management, compliance monitoring, inspection, and other related expenses.

**Financing**

	Fund Type	Grant Year	Grant	Funded Amount	Drawn In Program Year	Drawn Thru Program Year
CDBG	EN	2018	B18UC060506	\$868.32	\$868.32	\$868.32
		2019	B19UC060506	\$1,706.13	\$1,221.51	\$1,706.13
		2022	B22UC060506	\$31,931.00	\$31,931.00	\$31,931.00

	PI			\$56,976.51	\$56,976.51	\$56,976.51
<b>Total</b>	<b>Total</b>			<b>\$91,481.96</b>	<b>\$90,997.34</b>	<b>\$91,481.96</b>

**Proposed Accomplishments**

Public Facilities : 1,000

**Actual Accomplishments**

	Owner		Renter		Total		Person	
Number assisted:	Total	Hispanic	Total	Hispanic	Total	Hispanic	Total	Hispanic
White:	0	0	0	0	0	0	1,345	133
Black/African American:	0	0	0	0	0	0	0	0
Asian:	0	0	0	0	0	0	26	0
American Indian/Alaskan Native:	0	0	0	0	0	0	0	0
Native Hawaiian/Other Pacific Islander:	0	0	0	0	0	0	0	0
American Indian/Alaskan Native & White:	0	0	0	0	0	0	0	0
Asian White:	0	0	0	0	0	0	0	0
Black/African American & White:	0	0	0	0	0	0	0	0
American Indian/Alaskan Native & Black/African American:	0	0	0	0	0	0	0	0
Other multi-racial:	0	0	0	0	0	0	46	0
Asian/Pacific Islander:	0	0	0	0	0	0	0	0
Hispanic:	0	0	0	0	0	0	0	0
<b>Total:</b>	<b>0</b>	<b>0</b>	<b>0</b>	<b>0</b>	<b>0</b>	<b>0</b>	<b>1,417</b>	<b>133</b>
Female-headed Households:	0		0		0			

*Income Category:*

	Owner	Renter	Total	Person
Extremely Low	0	0	0	1,417
Low Mod	0	0	0	0
Moderate	0	0	0	0
Non Low Moderate	0	0	0	0
Total	0	0	0	1,417
Percent Low/Mod				100.0%

**Annual Accomplishments**

Years	Accomplishment Narrative	# Benefitting
2022	22-23 funding \$31,931. 12.2.2022 reprog \$2,000 from unencumbered for ADC, funding increased to \$33,931. 5.26.2023 reprog \$868.62 (\$0.30 project funds and \$868.32 ADC) from idis#6605, funding increased to \$34,799.62. Project underway. The project is 4% complete. The City of Calimesa will use CDBG funds for the design and construction of improvements to the Norton Younglove Senior Center for the purpose of creating a suitable living environment. All improvements are recommended in the Citys ADA Transition Plan Report.	
2023	12.18.2023 reprog \$56,976.51 (City's PI) from unencumbered, funding increased to \$91,776.13. 1.4.2024 reprog \$56,976.51 to unencumbered (corrected), funding decreased to \$34,799.62. 1.4.2024 decreased PI (cities PI applied) \$56,976.51, funding increased to \$91,776.13. 8.15.2024 reprog \$294.17 to unencumbered, funding decreased to \$91,481.96. The project is 100% complete. The City of Calimesa used CDBG funds to design and construct improvements to the Norton Younglove Senior Center to create a suitable living environment. All improvements were recommended in the Citys ADA Transition Plan Report. Improvements were made for the purpose of creating a suitable living environment by increasing accessibility.	

<b>PGM Year:</b>	2022	
<b>Project:</b>	0012 - 9.231-22 - Home Enhancement Program	
<b>IDIS Activity:</b>	6703 - 9.231-22-AD - REHAB ADMIN ADC - Home Enhancement	
Status:	Completed 8/14/2024 1:33:18 PM	Objective: Provide decent affordable housing
Location:	3403 10th St Ste 300 Riverside, CA 92501-3659	Outcome: Affordability
		Matrix Code: Rehabilitation Administration (14H)
		National Objective: LMH

Activity to prevent, prepare for, and respond to Coronavirus: No

Initial Funding Date: 12/15/2022

**Description:**

CDBG funds will be used for all delivery costs (including staff, other direct costs, and service costs) directly related to carrying out housing rehabilitation activities including professional services; preparation of work specifications and work write-ups; application processing; and other related fees.

**Financing**

	Fund Type	Grant Year	Grant	Funded Amount	Drawn In Program Year	Drawn Thru Program Year
CDBG	EN	2019	B19UC060506	\$1,056.88	\$1,056.88	\$1,056.88
		2022	B22UC060506	\$248,943.12	\$215,146.70	\$248,943.12
<b>Total</b>	<b>Total</b>			<b>\$250,000.00</b>	<b>\$216,203.58</b>	<b>\$250,000.00</b>

**Proposed Accomplishments**

**Actual Accomplishments**

	Owner		Renter		Total		Person	
Number assisted:	Total	Hispanic	Total	Hispanic	Total	Hispanic	Total	Hispanic
White:	0	0	0	0	0	0	0	0
Black/African American:	0	0	0	0	0	0	0	0
Asian:	0	0	0	0	0	0	0	0
American Indian/Alaskan Native:	0	0	0	0	0	0	0	0
Native Hawaiian/Other Pacific Islander:	0	0	0	0	0	0	0	0
American Indian/Alaskan Native & White:	0	0	0	0	0	0	0	0
Asian White:	0	0	0	0	0	0	0	0
Black/African American & White:	0	0	0	0	0	0	0	0
American Indian/Alaskan Native & Black/African American:	0	0	0	0	0	0	0	0
Other multi-racial:	0	0	0	0	0	0	0	0
Asian/Pacific Islander:	0	0	0	0	0	0	0	0
Hispanic:	0	0	0	0	0	0	0	0
<b>Total:</b>	<b>0</b>	<b>0</b>	<b>0</b>	<b>0</b>	<b>0</b>	<b>0</b>	<b>0</b>	<b>0</b>
Female-headed Households:	0		0		0			

*Income Category:*

	Owner	Renter	Total	Person
Extremely Low	0	0	0	0
Low Mod	0	0	0	0
Moderate	0	0	0	0
Non Low Moderate	0	0	0	0
Total	0	0	0	0
Percent Low/Mod				

**Annual Accomplishments**

Years	Accomplishment Narrative	# Benefitting
2022	Accomplishments for this activity will be reported under each individual rehab activity set up/funded for idis#6635 and 6646. 12.15.2022 reprog \$250,000 from idis#6635 for ADC, funding increased to \$250,000.	

<b>PGM Year:</b>	2022	
<b>Project:</b>	0012 - 9.231-22 - Home Enhancement Program	
<b>IDIS Activity:</b>	6704 - 9.231-22-1 - Home Rehab Activity	
Status:	Completed 7/12/2024 6:08:13 PM	Objective: Provide decent affordable housing
Location:	33127 Dowman St Lake Elsinore, CA 92530-6078	Outcome: Affordability
		Matrix Code: Rehab; Single-Unit Residential (14A)
		National Objective: LMH



Activity to prevent, prepare for, and respond to Coronavirus: No

Initial Funding Date: 01/11/2023

**Description:**

The Home Enhancement Program will use CDBG funds to pay for roof repairs, flashing, doors, windowscreens, and stairways, demo the garage patio, exterior lighting, and paint to the exterior of the house and attached garage.

**Financing**

	Fund Type	Grant Year	Grant	Funded Amount	Drawn In Program Year	Drawn Thru Program Year
CDBG	EN	2019	B19UC060506	\$40,000.00	\$37,481.41	\$40,000.00
		2020	B20UC060506	\$9,683.59	\$9,683.59	\$9,683.59
<b>Total</b>	<b>Total</b>			<b>\$49,683.59</b>	<b>\$47,165.00</b>	<b>\$49,683.59</b>

**Proposed Accomplishments**

Housing Units : 1

**Actual Accomplishments**

Number assisted:

	Owner		Renter		Total		Person	
	Total	Hispanic	Total	Hispanic	Total	Hispanic	Total	Hispanic
White:	1	0	0	0	1	0	0	0
Black/African American:	0	0	0	0	0	0	0	0
Asian:	0	0	0	0	0	0	0	0
American Indian/Alaskan Native:	0	0	0	0	0	0	0	0
Native Hawaiian/Other Pacific Islander:	0	0	0	0	0	0	0	0
American Indian/Alaskan Native & White:	0	0	0	0	0	0	0	0
Asian White:	0	0	0	0	0	0	0	0
Black/African American & White:	0	0	0	0	0	0	0	0
American Indian/Alaskan Native & Black/African American:	0	0	0	0	0	0	0	0
Other multi-racial:	0	0	0	0	0	0	0	0
Asian/Pacific Islander:	0	0	0	0	0	0	0	0
Hispanic:	0	0	0	0	0	0	0	0
<b>Total:</b>	<b>1</b>	<b>0</b>	<b>0</b>	<b>0</b>	<b>1</b>	<b>0</b>	<b>0</b>	<b>0</b>
Female-headed Households:	0		0		0			

Income Category:

	Owner	Renter	Total	Person
Extremely Low	0	0	0	0
Low Mod	1	0	1	0
Moderate	0	0	0	0
Non Low Moderate	0	0	0	0
Total	1	0	1	0
Percent Low/Mod	100.0%		100.0%	

**Annual Accomplishments**

Years	Accomplishment Narrative	# Benefitting
2022	1.11.2023 reprog \$40,000 from idis#6635, funding increased to \$40,000. Housing Rehab activity is 15% complete. CDBG funds will be used to pay for the cost associated with replacing the existing roof, stucco repair, replacing two doors and installing doors, removing and replacing exterior light fixtures, stripping paint and repairing concrete steps, and painting the exterior house. This activity aims to improve one (1) residential structure and meet the national objective of benefiting a low-moderate income household in the unincorporated area of Lakeland Village.	

2023 10.5.2023 reprog \$9,683.59 from IDIS#6635, funding increased to \$49,683.59. Housing Rehab activity is 100% complete. CDBG funds have been used to pay for costs associated with Stucco Repairs, Replaced doors, Replaced the exterior light fixtures, the Concrete stairs entries have been updated and treated, Roof replacement on house and detached garage, and painted the exterior of the house and detached garage. This activity ha improved one (1) residential structure and met the national objective of benefiting a low-moderate income household in the unincorporated area of Lakeland Village.

**PGM Year:** 2022  
**Project:** 0012 - 9.231-22 - Home Enhancement Program  
**IDIS Activity:** 6705 - 9.231-22-3 - Home Rehab Activity  
**Status:** Completed 7/12/2024 6:16:09 PM  
**Location:** 17131 Alameda Dr Perris, CA 92570-9553  
**Objective:** Provide decent affordable housing  
**Outcome:** Affordability  
**Matrix Code:** Rehab; Single-Unit Residential (14A) **National Objective:** LMH

**Activity to prevent, prepare for, and respond to Coronavirus:** No

**Initial Funding Date:** 01/11/2023

**Description:**

The Home Enhancement Program will use CDBG funds to pay for minor roof repairs,a sliding door, doors, windowsscreens, stairways, exterior lighting, and paint to the exterior of the house and attached garage.

**Financing**

	Fund Type	Grant Year	Grant	Funded Amount	Drawn In Program Year	Drawn Thru Program Year
CDBG	EN	2019	B19UC060506	\$35,814.60	\$33,528.38	\$35,814.60
		2020	B20UC060506	\$6,673.00	\$6,673.00	\$6,673.00
<b>Total</b>	<b>Total</b>			<b>\$42,487.60</b>	<b>\$40,201.38</b>	<b>\$42,487.60</b>

**Proposed Accomplishments**

Housing Units : 1

**Actual Accomplishments**

Number assisted:

	Owner		Renter		Total		Person	
	Total	Hispanic	Total	Hispanic	Total	Hispanic	Total	Hispanic
White:	1	0	0	0	1	0	0	0
Black/African American:	0	0	0	0	0	0	0	0
Asian:	0	0	0	0	0	0	0	0
American Indian/Alaskan Native:	0	0	0	0	0	0	0	0
Native Hawaiian/Other Pacific Islander:	0	0	0	0	0	0	0	0
American Indian/Alaskan Native & White:	0	0	0	0	0	0	0	0
Asian White:	0	0	0	0	0	0	0	0
Black/African American & White:	0	0	0	0	0	0	0	0
American Indian/Alaskan Native & Black/African American:	0	0	0	0	0	0	0	0
Other multi-racial:	0	0	0	0	0	0	0	0
Asian/Pacific Islander:	0	0	0	0	0	0	0	0
Hispanic:	0	0	0	0	0	0	0	0
<b>Total:</b>	<b>1</b>	<b>0</b>	<b>0</b>	<b>0</b>	<b>1</b>	<b>0</b>	<b>0</b>	<b>0</b>

Female-headed Households: 0 0 0

Income Category:

	Owner	Renter	Total	Person
Extremely Low	0	0	0	0
Low Mod	1	0	1	0
Moderate	0	0	0	0
Non Low Moderate	0	0	0	0
Total	1	0	1	0

Percent Low/Mod            100.0%            100.0%

#### Annual Accomplishments

Years	Accomplishment Narrative	# Benefitting
2022	1.11.2023 reprog \$40,000 from idis#6635, funding increased to \$40,000. Housing Rehab activity is 15% complete. CDBG funds will be used to pay for the cost associated with replacing the existing roof, installing energy-efficient windows and screens, removing and replacing sliding glass door, replacing two doors, installing address numbers, installing lighting fixtures, repairing and replacing all trim around existing window A/C unit, repair steps, and painting the exterior house. This activity aims to improve one (1) residential structure and meet the national objective of benefiting a low-moderate income household in the unincorporated area of Lake Matthews.	
2023	9.28.2023 reprog \$2,487.60 IDIS#6635, funding increased to \$42,487.60. Housing Rehab activity is 100% complete. CDBG funds have been used to pay for the replacement of the roof, windows and screens, a sliding glass door, two entry doors, replacement of the numbers on the house, exterior light fixtures, installing a new trim around the a/c units, installing two stairways with railings for safety, and painted the exterior of the house. This activity improved one (1) residential structure and met the national objective of benefiting a low-moderate income household in the unincorporated area of Lake Matthews.	

<b>PGM Year:</b>	2022	
<b>Project:</b>	0012 - 9.231-22 - Home Enhancement Program	
<b>IDIS Activity:</b>	6706 - 9.231-22-4 - Home Rehab Activity	
Status:	Completed 8/14/2024 1:38:15 PM	Objective: Provide decent affordable housing
Location:	21650 Steele Peak Dr Perris, CA 92570-8297	Outcome: Affordability
		Matrix Code: Rehab; Single-Unit Residential (14A)            National Objective: LMH

**Activity to prevent, prepare for, and respond to Coronavirus:** No

**Initial Funding Date:** 01/11/2023

#### Description:

The Home Enhancement Program will use CDBG funds to pay for minor roof repairs, fascia boards, doors, windowsscreens, partial fence replacement, exterior lighting, stucco repairs and paint to the exterior of the house and attached garage.

#### Financing

	Fund Type	Grant Year	Grant	Funded Amount	Drawn In Program Year	Drawn Thru Program Year
CDBG	EN	2020	B20UC060506	\$40,000.00	\$39,281.62	\$40,000.00
		2022	B22UC060506	\$9,516.70	\$9,516.70	\$9,516.70
<b>Total</b>	<b>Total</b>			<b>\$49,516.70</b>	<b>\$48,798.32</b>	<b>\$49,516.70</b>

#### Proposed Accomplishments

Housing Units : 1

#### Actual Accomplishments

Number assisted:

	Owner		Renter		Total		Person	
	Total	Hispanic	Total	Hispanic	Total	Hispanic	Total	Hispanic
White:	1	0	0	0	1	0	0	0
Black/African American:	0	0	0	0	0	0	0	0
Asian:	0	0	0	0	0	0	0	0
American Indian/Alaskan Native:	0	0	0	0	0	0	0	0
Native Hawaiian/Other Pacific Islander:	0	0	0	0	0	0	0	0
American Indian/Alaskan Native & White:	0	0	0	0	0	0	0	0
Asian White:	0	0	0	0	0	0	0	0
Black/African American & White:	0	0	0	0	0	0	0	0
American Indian/Alaskan Native & Black/African American:	0	0	0	0	0	0	0	0
Other multi-racial:	0	0	0	0	0	0	0	0
Asian/Pacific Islander:	0	0	0	0	0	0	0	0
Hispanic:	0	0	0	0	0	0	0	0

<b>Total:</b>	<b>1</b>	<b>0</b>	<b>0</b>	<b>0</b>	<b>1</b>	<b>0</b>	<b>0</b>	<b>0</b>
---------------	----------	----------	----------	----------	----------	----------	----------	----------

Female-headed Households:	0	0	0
---------------------------	---	---	---

*Income Category:*

	Owner	Renter	Total	Person
Extremely Low	0	0	0	0
Low Mod	1	0	1	0
Moderate	0	0	0	0
Non Low Moderate	0	0	0	0
Total	1	0	1	0
Percent Low/Mod	100.0%		100.0%	

**Annual Accomplishments**

Years	Accomplishment Narrative	# Benefitting
2022	1.11.2023 reprog \$40,000 from idis#6635, funding increased to \$40,000. Housing Rehab activity is 10% complete. CDBG funds will be used to pay for the cost associated with replacing the existing roof, replacing damaged fascia, installing energy-efficient windows and screens, removing all loose stucco and repair areas indicated, replacing two doors and installing security doors, painting the exterior house, installing a/c brackets, replace address numbers, replace and repair the fence, and fix lighting fixtures. This activity aims to improve one (1) residential structure and meet the national objective of benefiting a low-moderate income household in the unincorporated area of Good Hope.	
2023	1.19.2024 reprog \$9,516.70 from idis#6635, funding increased to \$49,516.70. Housing Rehab activity is 100% complete. CDBG funds have been used to pay for costs associated with an entire roof replacement, fascia boards, windows and screens, entry and security doors, some stucco repairs, light fixtures, address numbers, installed a/c bracket for security, partial fence replacement, and painted the house. This activity has improved one (1) residential structure and met the national objective of benefiting a low-moderate income household in the unincorporated area of Good Hope.	

<b>PGM Year:</b>	2022	
<b>Project:</b>	0022 - 0.249-22 - Home Enhancement Program	
<b>IDIS Activity:</b>	6707 - 0.249-22-1 - Home Rehab Activity	
Status:	Completed 8/21/2024 7:56:48 PM	Objective: Provide decent affordable housing
Location:	73291 Colonial Dr Thousand Palms, CA 92276-3709	Outcome: Affordability
		Matrix Code: Rehab; Single-Unit Residential (14A) National Objective: LMH

**Activity to prevent, prepare for, and respond to Coronavirus:** No

**Initial Funding Date:** 01/12/2023

**Description:**

The Home Enhancement Program will use CDBG funds to pay for minor roof repairs, fascia boards, doors, french doors and screens, windowsscreens, teardown of the remains of a garage door, stairways, exterior lighting, partial fence repairs, paint to the exterior of the house.

**Financing**

	Fund Type	Grant Year	Grant	Funded Amount	Drawn In Program Year	Drawn Thru Program Year
CDBG	EN	2020	B20UC060506	\$2,000.00	\$718.52	\$2,000.00
		2021	B21UC060506	\$38,000.00	\$38,000.00	\$38,000.00
		2022	B22UC060506	\$8,911.48	\$8,911.48	\$8,911.48
<b>Total</b>	<b>Total</b>			<b>\$48,911.48</b>	<b>\$47,630.00</b>	<b>\$48,911.48</b>

**Proposed Accomplishments**

Housing Units : 1

**Actual Accomplishments**

	Owner		Renter		Total		Person	
Number assisted:	Total	Hispanic	Total	Hispanic	Total	Hispanic	Total	Hispanic

White:	1	0	0	0	1	0	0	0
Black/African American:	0	0	0	0	0	0	0	0
Asian:	0	0	0	0	0	0	0	0
American Indian/Alaskan Native:	0	0	0	0	0	0	0	0
Native Hawaiian/Other Pacific Islander:	0	0	0	0	0	0	0	0
American Indian/Alaskan Native & White:	0	0	0	0	0	0	0	0
Asian White:	0	0	0	0	0	0	0	0
Black/African American & White:	0	0	0	0	0	0	0	0
American Indian/Alaskan Native & Black/African American:	0	0	0	0	0	0	0	0
Other multi-racial:	0	0	0	0	0	0	0	0
Asian/Pacific Islander:	0	0	0	0	0	0	0	0
Hispanic:	0	0	0	0	0	0	0	0
<b>Total:</b>	<b>1</b>	<b>0</b>	<b>0</b>	<b>0</b>	<b>1</b>	<b>0</b>	<b>0</b>	<b>0</b>

Female-headed Households: 0 0 0

*Income Category:*

	Owner	Renter	Total	Person
Extremely Low	0	0	0	0
Low Mod	1	0	1	0
Moderate	0	0	0	0
Non Low Moderate	0	0	0	0
Total	1	0	1	0
Percent Low/Mod	100.0%		100.0%	

**Annual Accomplishments**

Years	Accomplishment Narrative	# Benefitting
2022	1.12.2023 reprog \$40,000 from idis#6646, funding increased to \$40,000. Housing Rehab activity is 30% complete. CDBG funds will be used to pay for costs associated with stairway replacement on both entries, and they will be replacing windows and screen, and the sliding door. This activity aims to improve one (1) residential structure and met the national objective of benefiting a low-moderate income household in the unincorporated area of Thousand Palms.	
2023	2.7.2024 reprog \$9,561.48 from idis#6635, funding increased to \$49,561.48. 3.11.2024 reprog \$650.00 unused project funds, funding decreased to \$48,911.48. Housing Rehab activity is 100% complete. CDBG funds have been used to pay for costs associated with the roof replacement, replacement of the windows and screens, siding of the mobile home, installed a doorbell, replaced doors, installation of French doors replacing a sliding door, light fixtures, partial fence replacement, replaced both rotted stairways, and painting the house. This activity has improved one (1) residential structure and met the national objective of benefiting a low-moderate income household in the unincorporated area of Thousand Palms.	

<b>PGM Year:</b>	2022	
<b>Project:</b>	0022 - 0.249-22 - Home Enhancement Program	
<b>IDIS Activity:</b>	6708 - 0.249-22-2 - Home Rehab Activity	
Status:	Completed 5/21/2024 1:10:52 PM	Objective: Provide decent affordable housing
Location:	30271 Steen Dr Nuevo, CA 92567-8995	Outcome: Affordability
		Matrix Code: Rehab; Single-Unit Residential (14A)
		National Objective: LMH

**Activity to prevent, prepare for, and respond to Coronavirus:** No

**Initial Funding Date:** 01/12/2023

**Description:**

The Home Enhancement Program will use CDBG funds to pay for stucco repairs, demo a dilapidated patio, windowsscreens, partial fence and gate replacement, exterior light fixtures, and paint the exterior of the house and attached garage.

**Financing**

	Fund Type	Grant Year	Grant	Funded Amount	Drawn In Program Year	Drawn Thru Program Year
CDBG	EN	2021	B21UC060506	\$40,000.00	\$40,000.00	\$40,000.00
		2022	B22UC060506	\$1,640.00	\$1,640.00	\$1,640.00
<b>Total</b>	<b>Total</b>			<b>\$41,640.00</b>	<b>\$41,640.00</b>	<b>\$41,640.00</b>

**Proposed Accomplishments**

Housing Units : 1

**Actual Accomplishments**

	Owner		Renter		Total		Person	
	Total	Hispanic	Total	Hispanic	Total	Hispanic	Total	Hispanic
Number assisted:								
White:	1	0	0	0	1	0	0	0
Black/African American:	0	0	0	0	0	0	0	0
Asian:	0	0	0	0	0	0	0	0
American Indian/Alaskan Native:	0	0	0	0	0	0	0	0
Native Hawaiian/Other Pacific Islander:	0	0	0	0	0	0	0	0
American Indian/Alaskan Native & White:	0	0	0	0	0	0	0	0
Asian White:	0	0	0	0	0	0	0	0
Black/African American & White:	0	0	0	0	0	0	0	0
American Indian/Alaskan Native & Black/African American:	0	0	0	0	0	0	0	0
Other multi-racial:	0	0	0	0	0	0	0	0
Asian/Pacific Islander:	0	0	0	0	0	0	0	0
Hispanic:	0	0	0	0	0	0	0	0
<b>Total:</b>	<b>1</b>	<b>0</b>	<b>0</b>	<b>0</b>	<b>1</b>	<b>0</b>	<b>0</b>	<b>0</b>
Female-headed Households:	1		0		1			

*Income Category:*

	Owner	Renter	Total	Person
Extremely Low	0	0	0	0
Low Mod	1	0	1	0
Moderate	0	0	0	0
Non Low Moderate	0	0	0	0
Total	1	0	1	0
Percent Low/Mod	100.0%		100.0%	

**Annual Accomplishments**

Years	Accomplishment Narrative	# Benefitting
2022	1.12.2023 reprog \$40,000 from idis#6646, funding increased to \$40,000. Housing Rehab activity is 10% complete. CDBG funds will be used to pay for the cost associated with replacing the existing roof, removing and replacing the doors, installing energy-efficient windows, stucco repair, removing and replacing exterior light fixtures, and painting the exterior of the house. This activity aims to improve one (1) residential structure and meet the national objective of benefiting a low-moderate income household in the unincorporated area of Nuevo.	
2023	2.7.2024 reprog \$1,640 from idis#6635, funding increased to \$41,640. Housing Rehab activity is 100% complete. CDBG funds have been used to pay for costs associated with the roof replacement of the patio, stucco repair, windows and screens, partial fence replacement, light fixtures, security exterior lighting, and painting the house. This activity has improved one (1) residential structure and met the national objective of benefiting a low-moderate income household in the unincorporated area of Nuevo.	

<b>PGM Year:</b>	2022
<b>Project:</b>	0022 - 0.249-22 - Home Enhancement Program
<b>IDIS Activity:</b>	6709 - 0.249-22-3 - Home Rehab Activity
Status:	Completed 8/22/2024 11:39:39 AM
Location:	26530 Placentia Ave Perris, CA 92571-7400
Objective:	Provide decent affordable housing
Outcome:	Affordability

Matrix Code: Rehab; Single-Unit Residential (14A)

National Objective: LMH

Activity to prevent, prepare for, and respond to Coronavirus: No

Initial Funding Date: 01/12/2023

**Description:**

The Home Enhancement Program will use CDBG funds to pay for minor roof repairs, and fascia boards, repair the bottom trim, doors, windowsscreens, and light fixtures, replace an outlet with a cover, and paint the exterior of the manufactured home.

**Financing**

	Fund Type	Grant Year	Grant	Funded Amount	Drawn In Program Year	Drawn Thru Program Year
CDBG	EN	2021	B21UC060506	\$10,718.00	\$8,852.50	\$10,718.00
<b>Total</b>	<b>Total</b>			<b>\$10,718.00</b>	<b>\$8,852.50</b>	<b>\$10,718.00</b>

**Proposed Accomplishments**

Housing Units : 1

**Actual Accomplishments**

	Owner		Renter		Total		Person	
	Total	Hispanic	Total	Hispanic	Total	Hispanic	Total	Hispanic
White:	1	0	0	0	1	0	0	0
Black/African American:	0	0	0	0	0	0	0	0
Asian:	0	0	0	0	0	0	0	0
American Indian/Alaskan Native:	0	0	0	0	0	0	0	0
Native Hawaiian/Other Pacific Islander:	0	0	0	0	0	0	0	0
American Indian/Alaskan Native & White:	0	0	0	0	0	0	0	0
Asian White:	0	0	0	0	0	0	0	0
Black/African American & White:	0	0	0	0	0	0	0	0
American Indian/Alaskan Native & Black/African American:	0	0	0	0	0	0	0	0
Other multi-racial:	0	0	0	0	0	0	0	0
Asian/Pacific Islander:	0	0	0	0	0	0	0	0
Hispanic:	0	0	0	0	0	0	0	0
<b>Total:</b>	<b>1</b>	<b>0</b>	<b>0</b>	<b>0</b>	<b>1</b>	<b>0</b>	<b>0</b>	<b>0</b>

Female-headed Households:

0 0 0

*Income Category:*

	Owner	Renter	Total	Person
Extremely Low	0	0	0	0
Low Mod	1	0	1	0
Moderate	0	0	0	0
Non Low Moderate	0	0	0	0
Total	1	0	1	0
Percent Low/Mod	100.0%		100.0%	

**Annual Accomplishments**

Years	Accomplishment Narrative	# Benefitting
2022	1.12.2023 reprog \$40,000 from idis#6646, funding increased to \$40,000. Housing Rehab activity is 15% complete. CDBG funds will be used to pay for the cost associated with replacing the existing roof, removing and replacing the base trim, installing energy-efficient windows, removing and replacing exterior light fixtures, removing and replacing the existing electrical box cover, removing and replacing doors, replacing the single-car garage door. This activity aims to improve one (1) residential structure and meet the national objective of benefiting a low-moderate income household in the unincorporated area of Nuevo.	

2023 3.12.2024 reprog \$29,282.00 unused project funds to idis#6646, funding decreased to \$10,718.00. Housing Rehab activity is 100% complete. CDBG funds have been used to pay for costs associated with the replacement of the roof, base trim, windows and screens, exterior lighting, replacement of the exterior J box covers, doors, and the replacement of the single garage door. This activity has improved one (1) residential structure and met the national objective of benefiting a low-moderate income household in the unincorporated area of Nuevo.

**PGM Year:** 2022  
**Project:** 0022 - 0.249-22 - Home Enhancement Program  
**IDIS Activity:** 6710 - 0.249-22-4 - Home Rehab Activity  
**Status:** Completed 8/22/2024 12:23:44 PM  
**Location:** 66572 Hacienda Ave Desert Hot Springs, CA 92240-5861  
**Objective:** Provide decent affordable housing  
**Outcome:** Affordability  
**Matrix Code:** Rehab; Single-Unit Residential (14A) **National Objective:** LMH

**Activity to prevent, prepare for, and respond to Coronavirus:** No  
**Initial Funding Date:** 01/12/2023

**Description:**  
The Home Enhancement Program will use CDBG funds to pay for stucco repairs, replace the garage door, mailbox, doors, windowsscreens, and paint the exterior of the manufactured home.

#### Financing

	Fund Type	Grant Year	Grant	Funded Amount	Drawn In Program Year	Drawn Thru Program Year
CDBG	EN	2021	B21UC060506	\$12,582.03	\$11,426.86	\$12,582.03
		2022	B22UC060506	\$12,763.14	\$12,763.14	\$12,763.14
<b>Total</b>	<b>Total</b>			<b>\$25,345.17</b>	<b>\$24,190.00</b>	<b>\$25,345.17</b>

#### Proposed Accomplishments

Housing Units : 1

#### Actual Accomplishments

Number assisted:

	Owner		Renter		Total		Person	
	Total	Hispanic	Total	Hispanic	Total	Hispanic	Total	Hispanic
White:	1	0	0	0	1	0	0	0
Black/African American:	0	0	0	0	0	0	0	0
Asian:	0	0	0	0	0	0	0	0
American Indian/Alaskan Native:	0	0	0	0	0	0	0	0
Native Hawaiian/Other Pacific Islander:	0	0	0	0	0	0	0	0
American Indian/Alaskan Native & White:	0	0	0	0	0	0	0	0
Asian White:	0	0	0	0	0	0	0	0
Black/African American & White:	0	0	0	0	0	0	0	0
American Indian/Alaskan Native & Black/African American:	0	0	0	0	0	0	0	0
Other multi-racial:	0	0	0	0	0	0	0	0
Asian/Pacific Islander:	0	0	0	0	0	0	0	0
Hispanic:	0	0	0	0	0	0	0	0
<b>Total:</b>	<b>1</b>	<b>0</b>	<b>0</b>	<b>0</b>	<b>1</b>	<b>0</b>	<b>0</b>	<b>0</b>

Female-headed Households: 1 0 1

Income Category:

	Owner	Renter	Total	Person
Extremely Low	0	0	0	0
Low Mod	1	0	1	0
Moderate	0	0	0	0
Non Low Moderate	0	0	0	0
Total	1	0	1	0
Percent Low/Mod	100.0%		100.0%	



## Annual Accomplishments

Years	Accomplishment Narrative	# Benefitting
2022	1.12.2023 reprog \$40,000 from idis#6646, funding increased to \$40,000. Housing Rehab activity is 20% complete. CDBG funds will be used to pay for costs associated with replacing windows and screens, the relocation of the mailbox, and the light fixture. This activity aims to improve one (1) residential structure and met the national objective of benefiting a low-moderate income household in the City of Desert Hot Springs.	

2023	3.12.2024 reprog \$14,654.83 unused project funds to idis#6646, funding decreased to \$25,345.17. The Housing Rehab activity is 100% complete. CDBG funds have been used to pay for the costs associated with replacing windows and screens, relocating the mailbox, and replacing the light fixture. This activity has improved one (1) residential structure and met the national objective of benefiting a low-moderate income household in the City of Desert Hot Springs.	
------	--	--

<b>PGM Year:</b>	2022	
<b>Project:</b>	0022 - 0.249-22 - Home Enhancement Program	
<b>IDIS Activity:</b>	6711 - 0.249-22-5 - Home Rehab Activity	
<b>Status:</b>	Completed 8/22/2024 12:26:40 PM	<b>Objective:</b> Provide decent affordable housing
<b>Location:</b>	22781 Mirileste Dr Nuevo, CA 92567-9745	<b>Outcome:</b> Affordability
		<b>Matrix Code:</b> Rehab; Single-Unit Residential (14A)
		<b>National Objective:</b> LMH

**Activity to prevent, prepare for, and respond to Coronavirus:** No

**Initial Funding Date:** 01/12/2023

### Description:

The Home Enhancement Program will use CDBG funds to pay for repairs to the skirting, walls, bottom trim, flashing, gutters and downspouts, doors and weatherize, replace a sliding door, stairway, exterior outlets with covers, windows and screens, dusk to dawn lighting, partial fence replacement, and paint the exterior of the manufactured home.

## Financing

	Fund Type	Grant Year	Grant	Funded Amount	Drawn In Program Year	Drawn Thru Program Year
CDBG	EN	2022	B22UC060506	\$49,636.00	\$49,636.00	\$49,636.00
<b>Total</b>	<b>Total</b>			<b>\$49,636.00</b>	<b>\$49,636.00</b>	<b>\$49,636.00</b>

### Proposed Accomplishments

Housing Units : 1

### Actual Accomplishments

	Owner		Renter		Total		Person	
Number assisted:	Total	Hispanic	Total	Hispanic	Total	Hispanic	Total	Hispanic
White:	1	0	0	0	1	0	0	0
Black/African American:	0	0	0	0	0	0	0	0
Asian:	0	0	0	0	0	0	0	0
American Indian/Alaskan Native:	0	0	0	0	0	0	0	0
Native Hawaiian/Other Pacific Islander:	0	0	0	0	0	0	0	0
American Indian/Alaskan Native & White:	0	0	0	0	0	0	0	0
Asian White:	0	0	0	0	0	0	0	0
Black/African American & White:	0	0	0	0	0	0	0	0
American Indian/Alaskan Native & Black/African American:	0	0	0	0	0	0	0	0
Other multi-racial:	0	0	0	0	0	0	0	0
Asian/Pacific Islander:	0	0	0	0	0	0	0	0
Hispanic:	0	0	0	0	0	0	0	0
<b>Total:</b>	<b>1</b>	<b>0</b>	<b>0</b>	<b>0</b>	<b>1</b>	<b>0</b>	<b>0</b>	<b>0</b>
Female-headed Households:	0		0		0			

Income Category:

Owner	Renter	Total	Person
-------	--------	-------	--------

Extremely Low	0	0	0	0
Low Mod	1	0	1	0
Moderate	0	0	0	0
Non Low Moderate	0	0	0	0
Total	1	0	1	0
Percent Low/Mod	100.0%		100.0%	

#### Annual Accomplishments

Years	Accomplishment Narrative	# Benefitting
2022	1.12.2023 reprog \$40,000 from idis#6646, funding increased to \$40,000. Housing Rehab activity is 10% complete. CDBG funds will be used to pay for the cost associated with skirting the entire perimeter, installing energy-efficient windows, replacing kitchen and front doors, installing flashing, gutters, and downspouts, removing and replacing the sliding glass door, building out a deck extension, removing and replacing exterior light fixtures, painting the exterior of the house, removing and replacing the fence, and trimming the tree. This activity aims to improve one (1) residential structure and meet the national objective of benefiting a low-moderate income household in the unincorporated area of Nuevo.	
2023	1.19.2024 reprog \$9,636.00 from idis#6635, funding increased to \$49,636.00. Housing Rehab activity is 100% complete. CDBG funds have been used to pay for costs associated with replacement of the skirting, windows, and screens, siding of the mobile home, gutters, and downspouts, replaced a sliding door, replaced the decking with stairways, light fixtures, partial fence replacement, and painting the house. This activity has improved one (1) residential structure and met the national objective of benefiting a low-moderate income household in the unincorporated area of Nuevo.	

<b>PGM Year:</b>	2022	
<b>Project:</b>	0022 - 0.249-22 - Home Enhancement Program	
<b>IDIS Activity:</b>	6712 - 0.249-22-6 - Home Rehab Activity	
Status:	Completed 8/22/2024 12:39:58 PM	Objective: Provide decent affordable housing
Location:	23050 Dorcas Ln Nuevo, CA 92567-9762	Outcome: Affordability
		Matrix Code: Rehab; Single-Unit Residential (14A) National Objective: LMH

**Activity to prevent, prepare for, and respond to Coronavirus:** No

**Initial Funding Date:** 01/12/2023

#### Description:

The Home Enhancement Program will use CDBG funds to pay for repairs to the skirting, fascia boards, and doors and weatherize, replace the french doors, stairway, windows, and screens, dusk to dawn lighting, and paint the exterior of the house.

#### Financing

	Fund Type	Grant Year	Grant	Funded Amount	Drawn In Program Year	Drawn Thru Program Year
CDBG	EN	2022	B22UC060506	\$39,773.98	\$37,298.00	\$39,773.98
<b>Total</b>	<b>Total</b>			<b>\$39,773.98</b>	<b>\$37,298.00</b>	<b>\$39,773.98</b>

#### Proposed Accomplishments

Housing Units : 1

#### Actual Accomplishments

	Owner		Renter		Total		Person	
	Total	Hispanic	Total	Hispanic	Total	Hispanic	Total	Hispanic
Number assisted:								
White:	1	0	0	0	1	0	0	0
Black/African American:	0	0	0	0	0	0	0	0
Asian:	0	0	0	0	0	0	0	0
American Indian/Alaskan Native:	0	0	0	0	0	0	0	0
Native Hawaiian/Other Pacific Islander:	0	0	0	0	0	0	0	0
American Indian/Alaskan Native & White:	0	0	0	0	0	0	0	0
Asian White:	0	0	0	0	0	0	0	0
Black/African American & White:	0	0	0	0	0	0	0	0

American Indian/Alaskan Native & Black/African American:	0	0	0	0	0	0	0	0
Other multi-racial:	0	0	0	0	0	0	0	0
Asian/Pacific Islander:	0	0	0	0	0	0	0	0
Hispanic:	0	0	0	0	0	0	0	0
<b>Total:</b>	<b>1</b>	<b>0</b>	<b>0</b>	<b>0</b>	<b>1</b>	<b>0</b>	<b>0</b>	<b>0</b>

Female-headed Households: 1 0 1

*Income Category:*

	Owner	Renter	Total	Person
Extremely Low	0	0	0	0
Low Mod	1	0	1	0
Moderate	0	0	0	0
Non Low Moderate	0	0	0	0
Total	1	0	1	0
Percent Low/Mod	100.0%		100.0%	

**Annual Accomplishments**

Years	Accomplishment Narrative	# Benefitting
2022	1.12.2023 reprog \$40,000 from idis#6646, funding increased to \$40,000. Housing Rehab activity is 15% complete. CDBG funds will be used to pay for the cost associated with replacing the existing roof, repairing the casing and replaster around the front door, relocating hose bibs, removing and replacing the side door, removing and replacing the kitchen stairway, replacing the current French door, installing energy-efficient windows, stucco repair, removing and replacing exterior light fixtures, painting exterior of the house, installing vent cover, filling holes, backfill dirt, and installing corrugated aluminum panels. This activity aims to improve one (1) residential structure and meet the national objective of benefiting a low-moderate income household in the unincorporated area of Nuevo.	
2023	3.12.2024 reprog \$226.02 unused project funds to idis#6646, funding decreased to \$39,773.98. Housing Rehab activity is 100% complete. CDBG funds have been used to pay for the cost associated with replacing the existing roof, repairing the casing and replaster around the front door, relocating hose bibs, removing and replacing the side door, removing and replacing the kitchen stairway, replacing the current French door, installing energy-efficient windows, stucco repair, removing and replacing exterior light fixtures, painting exterior of the house, installing vent cover, filling holes, backfill dirt, and installing corrugated aluminum panels. This activity improves one (1) residential structure and meets the national objective of benefiting a low-moderate income household in the unincorporated area of Nuevo.	

<b>PGM Year:</b>	2022
<b>Project:</b>	0022 - 0.249-22 - Home Enhancement Program
<b>IDIS Activity:</b>	6713 - 0.249-22-7 - Home Rehab Activity
Status:	Completed 8/22/2024 1:00:39 PM
Location:	109 Kendra Way Riverside, CA 92507-1209
Objective:	Provide decent affordable housing
Outcome:	Affordability
Matrix Code:	Rehab; Single-Unit Residential (14A)
National Objective:	LMH

**Activity to prevent, prepare for, and respond to Coronavirus:** No

**Initial Funding Date:** 01/12/2023

**Description:**

The Home Enhancement Program will use CDBG funds to pay for minor roof repairs, flashing, gutters and downspouts, windows and screens, doors, screens on the front of the house, french doors, replace the broken vents, some gate repairs, and paint the exterior of the house and attached garage.

**Financing**

	Fund Type	Grant Year	Grant	Funded Amount	Drawn In Program Year	Drawn Thru Program Year
CDBG	EN	2022	B22UC060506	\$38,385.00	\$37,850.00	\$38,385.00
<b>Total</b>	<b>Total</b>			<b>\$38,385.00</b>	<b>\$37,850.00</b>	<b>\$38,385.00</b>

**Proposed Accomplishments**

Housing Units : 1

**Actual Accomplishments***Number assisted:*

	Owner		Renter		Total		Person	
	Total	Hispanic	Total	Hispanic	Total	Hispanic	Total	Hispanic
White:	1	0	0	0	1	0	0	0
Black/African American:	0	0	0	0	0	0	0	0
Asian:	0	0	0	0	0	0	0	0
American Indian/Alaskan Native:	0	0	0	0	0	0	0	0
Native Hawaiian/Other Pacific Islander:	0	0	0	0	0	0	0	0
American Indian/Alaskan Native & White:	0	0	0	0	0	0	0	0
Asian White:	0	0	0	0	0	0	0	0
Black/African American & White:	0	0	0	0	0	0	0	0
American Indian/Alaskan Native & Black/African American:	0	0	0	0	0	0	0	0
Other multi-racial:	0	0	0	0	0	0	0	0
Asian/Pacific Islander:	0	0	0	0	0	0	0	0
Hispanic:	0	0	0	0	0	0	0	0
<b>Total:</b>	<b>1</b>	<b>0</b>	<b>0</b>	<b>0</b>	<b>1</b>	<b>0</b>	<b>0</b>	<b>0</b>

Female-headed Households:	1		0		1			
---------------------------	---	--	---	--	---	--	--	--

*Income Category:*

	Owner	Renter	Total	Person
Extremely Low	0	0	0	0
Low Mod	1	0	1	0
Moderate	0	0	0	0
Non Low Moderate	0	0	0	0
Total	1	0	1	0
Percent Low/Mod	100.0%		100.0%	

**Annual Accomplishments**

Years	Accomplishment Narrative	# Benefitting
2022	1.12.2023 reprog \$40,000 from idis#6646, funding increased to \$40,000. Housing Rehab activity is 10% complete. CDBG funds will be used to pay for the cost associated with replacing the existing roof, removing and replacing all seamless gutters and downspouts, installing energy-efficient windows, removing the torn screen on the wrought iron, replacing the French doors, fixing wrought iron gates, removing and replacing exterior light fixtures, and painting the exterior house. This activity aims to improve one (1) residential structure and meet the national objective of benefiting a low-moderate income household in the unincorporated area of Highgrove.	
2023	3.12.2024 reprog \$1,615.00 unused project funds to idis#6646, funding decreased to \$38,385.00. Housing Rehab activity is 100% complete. CDBG funds have been used to pay for costs associated with the partial roof replacement, gutters and downspouts, windows, and screens, replaced doors, replaced a sliding door, replaced gates, installed a doorbell, replaced the garage door and the remote, removed a satellite dish and painting the house. This activity has improved one (1) residential structure and met the national objective of benefiting a low-moderate income household in the unincorporated area of Highgrove.	

<b>PGM Year:</b>	2022	
<b>Project:</b>	0022 - 0.249-22 - Home Enhancement Program	
<b>IDIS Activity:</b>	6714 - 0.249-22-8 - Home Rehab Activity	
Status:	Completed 8/22/2024 1:04:07 PM	Objective: Provide decent affordable housing
Location:	98935 68th Ave Mecca, CA 92254-2544	Outcome: Affordability
		Matrix Code: Rehab; Single-Unit Residential (14A)
		National Objective: LMH

Activity to prevent, prepare for, and respond to Coronavirus: No

Initial Funding Date: 01/12/2023

Description:

The Home Enhancement Program will use CDBG funds to pay for minor roof repairs, windows, and screens, doors, numbers on the house and paint the exterior.

#### Financing

	Fund Type	Grant Year	Grant	Funded Amount	Drawn In Program Year	Drawn Thru Program Year
CDBG	EN	2022	B22UC060506	\$24,228.51	\$22,508.00	\$24,228.51
<b>Total</b>	<b>Total</b>			<b>\$24,228.51</b>	<b>\$22,508.00</b>	<b>\$24,228.51</b>

#### Proposed Accomplishments

Housing Units : 1

#### Actual Accomplishments

	Owner		Renter		Total		Person	
Number assisted:	Total	Hispanic	Total	Hispanic	Total	Hispanic	Total	Hispanic
White:	1	0	0	0	1	0	0	0
Black/African American:	0	0	0	0	0	0	0	0
Asian:	0	0	0	0	0	0	0	0
American Indian/Alaskan Native:	0	0	0	0	0	0	0	0
Native Hawaiian/Other Pacific Islander:	0	0	0	0	0	0	0	0
American Indian/Alaskan Native & White:	0	0	0	0	0	0	0	0
Asian White:	0	0	0	0	0	0	0	0
Black/African American & White:	0	0	0	0	0	0	0	0
American Indian/Alaskan Native & Black/African American:	0	0	0	0	0	0	0	0
Other multi-racial:	0	0	0	0	0	0	0	0
Asian/Pacific Islander:	0	0	0	0	0	0	0	0
Hispanic:	0	0	0	0	0	0	0	0
<b>Total:</b>	<b>1</b>	<b>0</b>	<b>0</b>	<b>0</b>	<b>1</b>	<b>0</b>	<b>0</b>	<b>0</b>
Female-headed Households:	0		0		0			

#### Income Category:

	Owner	Renter	Total	Person
Extremely Low	0	0	0	0
Low Mod	1	0	1	0
Moderate	0	0	0	0
Non Low Moderate	0	0	0	0
Total	1	0	1	0
Percent Low/Mod	100.0%		100.0%	

#### Annual Accomplishments

Years	Accomplishment Narrative	# Benefitting
2022	1.12.2023 reprog \$40,000 from idis#6646, funding increased to \$40,000. Housing Rehab activity is 15% complete. CDBG funds will be used to pay for the cost associated with replacing and installing energy-efficient windows, removing and replacing weather stripping around doors, installing address numbers, repairing window shutters, installing concrete path, reinforcing loose chain link fence, removing satellite dish, and painting the exterior of the house. This activity aims to improve one (1) residential structure and meet the national objective of benefiting a low-moderate income household in the unincorporated area of Mecca/North Shore.	
2023	3.12.2024 reprog \$15,771.49 unused project funds to idis#6646, funding decreased to \$24,228.51. Housing Rehab activity is 100% complete. CDBG funds have been used to pay for the cost associated with replacing and installing energy-efficient windows and screens, replaced the door weathering strips, replaced weather stripping around doors, installed new address numbers, replaced window shutters, installed concrete path, reinforced the loose chain link fence, removed the old satellite dish, and painted the exterior of the house. This activity improved one (1) residential structure and met the national objective of benefiting a low-moderate income household in the unincorporated area of Mecca/North Shore.	

PGM Year: 2022

<b>Project:</b>	0022 - 0.249-22 - Home Enhancement Program				
<b>IDIS Activity:</b>	6715 - 0.249-22-9 - Home Rehab Activity				
Status:	Completed 8/2/2024 12:05:51 PM		Objective:	Provide decent affordable housing	
Location:	72361 Fantail Ave Mecca, CA 92254-4083		Outcome:	Affordability	
			Matrix Code:	Rehab; Single-Unit Residential (14A)	National Objective: LMH

**Activity to prevent, prepare for, and respond to Coronavirus:** No

**Initial Funding Date:** 01/13/2023

**Description:**

The Home Enhancement Program will use CDBG funds to pay for minor roof repairs, windows, screens, doors, bottom trim, light fixtures, number on the house, and painting to the exterior.

**Financing**

	Fund Type	Grant Year	Grant	Funded Amount	Drawn In Program Year	Drawn Thru Program Year
CDBG	EN	2022	B22UC060506	\$25,892.22	\$24,481.29	\$25,892.22
	PI			\$6,048.71	\$6,048.71	\$6,048.71
<b>Total</b>	<b>Total</b>			<b>\$31,940.93</b>	<b>\$30,530.00</b>	<b>\$31,940.93</b>

**Proposed Accomplishments**

Housing Units : 1

**Actual Accomplishments**

	<b>Owner</b>		<b>Renter</b>		<b>Total</b>		<b>Person</b>	
	Total	Hispanic	Total	Hispanic	Total	Hispanic	Total	Hispanic
Number assisted:								
White:	1	0	0	0	1	0	0	0
Black/African American:	0	0	0	0	0	0	0	0
Asian:	0	0	0	0	0	0	0	0
American Indian/Alaskan Native:	0	0	0	0	0	0	0	0
Native Hawaiian/Other Pacific Islander:	0	0	0	0	0	0	0	0
American Indian/Alaskan Native & White:	0	0	0	0	0	0	0	0
Asian White:	0	0	0	0	0	0	0	0
Black/African American & White:	0	0	0	0	0	0	0	0
American Indian/Alaskan Native & Black/African American:	0	0	0	0	0	0	0	0
Other multi-racial:	0	0	0	0	0	0	0	0
Asian/Pacific Islander:	0	0	0	0	0	0	0	0
Hispanic:	0	0	0	0	0	0	0	0
<b>Total:</b>	<b>1</b>	<b>0</b>	<b>0</b>	<b>0</b>	<b>1</b>	<b>0</b>	<b>0</b>	<b>0</b>

Female-headed Households:	0		0		0			
---------------------------	---	--	---	--	---	--	--	--

*Income Category:*

	<b>Owner</b>	<b>Renter</b>	<b>Total</b>	<b>Person</b>
Extremely Low	0	0	0	0
Low Mod	1	0	1	0
Moderate	0	0	0	0
Non Low Moderate	0	0	0	0
Total	1	0	1	0
Percent Low/Mod	100.0%		100.0%	

**Annual Accomplishments**

<b>Years</b>	<b>Accomplishment Narrative</b>	<b># Benefitting</b>
--------------	---------------------------------	----------------------

2022 1.13.2023 reprog \$40,000 from idis#6646, funding increased to \$40,000. Housing Rehab activity is 25% complete. CDBG funds will be used to pay for the cost associated with replacing the existing roof, installing energy-efficient windows and screens, replacing two doors, removing and repairing exterior trim, removing and replacing exterior light fixtures, installing a weatherproof cover on the exterior outlet, installing address number, and painting the exterior house. This activity aims to improve one (1) residential structure and meet the national objective of benefiting a low-moderate income household in the unincorporated area of Mecca/North Shore. 8.15.2023 reprog \$6,048.71 (PI), decreased (EN) same amount, funding remains the same, \$40,000.

2023 3.12.2024 reprog \$8,059.07 unused project funds to idis#6646; funding decreased to \$31,940.93. Housing Rehab activity is 100% complete. CDBG funds have been used to pay for costs associated with the roof replacement, windows, and screens, updating the doors, replacing the base trim in the front of the house, installing a weatherproof cover on the exterior outlets, exterior lighting, numbers on the house, and painting the house. This activity improved one (1) residential structure and met the national objective of benefiting a low-moderate income household in the unincorporated area of Mecca/North Shore.

<b>PGM Year:</b>	2022				
<b>Project:</b>	0022 - 0.249-22 - Home Enhancement Program				
<b>IDIS Activity:</b>	6716 - 0.249-22-10 - Home Rehab Activity				
<b>Status:</b>	Canceled 10/3/2023 4:27:12 PM	<b>Objective:</b>	Provide decent affordable housing		
<b>Location:</b>	70450 Vanderveer Rd Mecca, CA 92254-3024	<b>Outcome:</b>	Affordability		
		<b>Matrix Code:</b>	Rehab; Single-Unit Residential (14A)	<b>National Objective:</b>	LMH

**Activity to prevent, prepare for, and respond to Coronavirus:** No

**Initial Funding Date:** 01/13/2023

**Description:**

The Home Enhancement Program will use CDBG funds to pay for the replacement of both stairways, windows, screens, an entry door, a french door, a basement cover door with handle, light fixtures, and numbers on the house and paint the exterior.

**Financing**

No data returned for this view. This might be because the applied filter excludes all data.

**Proposed Accomplishments**

Housing Units : 1

**Actual Accomplishments**

	Owner		Renter		Total		Person	
<i>Number assisted:</i>	Total	Hispanic	Total	Hispanic	Total	Hispanic	Total	Hispanic
White:	0	0	0	0	0	0		0
Black/African American:	0	0	0	0	0	0	0	0
Asian:	0	0	0	0	0	0	0	0
American Indian/Alaskan Native:	0	0	0	0	0	0	0	0
Native Hawaiian/Other Pacific Islander:	0	0	0	0	0	0	0	0
American Indian/Alaskan Native & White:	0	0	0	0	0	0	0	0
Asian White:	0	0	0	0	0	0	0	0
Black/African American & White:	0	0	0	0	0	0	0	0
American Indian/Alaskan Native & Black/African American:	0	0	0	0	0	0	0	0
Other multi-racial:	0	0	0	0	0	0	0	0
Asian/Pacific Islander:	0	0	0	0	0	0	0	0
Hispanic:	0	0	0	0	0	0	0	0
<b>Total:</b>	<b>0</b>	<b>0</b>	<b>0</b>	<b>0</b>	<b>0</b>	<b>0</b>	<b>0</b>	<b>0</b>
Female-headed Households:	0		0		0			

*Income Category:*

<b>Owner</b>	<b>Renter</b>	<b>Total</b>	<b>Person</b>
--------------	---------------	--------------	---------------

Extremely Low	0	0	0	0
Low Mod	0	0	0	0
Moderate	0	0	0	0
Non Low Moderate	0	0	0	0
Total	0	0	0	0
Percent Low/Mod				

#### Annual Accomplishments

Years	Accomplishment Narrative	# Benefitting
2022	1.13.2023 reprog \$40,000 from idis#6646, funding increased to \$40,000. 8.15.2023 reprog \$40,000 to idis#6646, canceling the project, funding decreased to \$0.	

<b>PGM Year:</b>	2022	
<b>Project:</b>	0076 - 1.126-22 - Good Hope Road Improvements	
<b>IDIS Activity:</b>	6717 - 1.126-22 - Good Hope Road Improvements	
Status:	Completed 4/15/2024 12:00:00 AM	Objective: Create suitable living environments
Location:	4080 Lemon St Fisher Street and Cox Street Riverside, CA 92501-3609	Outcome: Sustainability
		Matrix Code: Street Improvements (03K) National Objective: LMA

#### Activity to prevent, prepare for, and respond to Coronavirus: No

Initial Funding Date: 01/30/2023

#### Description:

The Transportation and Land Management Agency (TLMA) will use CDBG funds to pay for costs associated with road improvement to Fisher Street (26' paved width) from Cox St. to the City of Perris boundary, in the unincorporated community of Good Hope, CA.

#### Financing

	Fund Type	Grant Year	Grant	Funded Amount	Drawn In Program Year	Drawn Thru Program Year
CDBG	EN	2019	B19UC060506	\$689.81	\$0.00	\$689.81
		2021	B21UC060506	\$220,348.73	\$0.00	\$220,348.73
<b>Total</b>	<b>Total</b>			<b>\$221,038.54</b>	<b>\$0.00</b>	<b>\$221,038.54</b>

#### Proposed Accomplishments

People (General) : 4,785

Total Population in Service Area: 4,785

Census Tract Percent Low / Mod: 58.20

#### Annual Accomplishments

Years	Accomplishment Narrative	# Benefitting
2022	Substantial amendment project approved on 1.10.2023, 1.30.2023 reprog \$306,000 from unencumbered, funding increased to \$306,000. 2.1.2023 reprog \$2,000 from unencumbered for ADC, funding increased to \$308,000. This project is 72% complete. The Riverside County Transportation Department utilized CDBG funding to pay for costs associated with road improvement to Fisher Street (26' paved width) from Cox St. to the City of Perris boundary, in the unincorporated community of Good Hope, CA, for the purpose of creating a suitable living environment.	
2023	1.17.2024 reprog \$85,651.27 unused project funds, funding decreased to \$222,348.73. 4.10.2024 reprog \$1,310.19 unused ADC funds to unencumbered, funding decrease to \$689.81. This project is 100% complete. The Riverside County Transportation Department utilized CDBG funding to pay for costs associated with road improvement to Fisher Street (26' paved width) from Cox St. to the City of Perris boundary in the unincorporated community of Good Hope, CA, for the purpose of creating a suitable living environment.	

<b>PGM Year:</b>	2022	
<b>Project:</b>	0077 - 1.127-22 - Mead Valley Road Improvement	



**IDIS Activity:** 6718 - 1.127-22 - Mead Valley Road Improvement

Status: Open Objective: Create suitable living environments

Location: 4080 Lemon St Burns St. from Brown St. to Alexander St Outcome: Sustainability

Riverside, CA 92501-3609 Matrix Code: Street Improvements (03K) National Objective: LMA

**Activity to prevent, prepare for, and respond to Coronavirus:** No

**Initial Funding Date:** 01/30/2023

**Description:**

The Transportation and Land Management Agency (TLMA) will use CDBG funds to pay for costs associated with road improvements to Burns Street (28' paved width) from Brown St. to Alexander St. in the unincorporated community of Mead Valley, CA.

**Financing**

	Fund Type	Grant Year	Grant	Funded Amount	Drawn In Program Year	Drawn Thru Program Year
CDBG	EN	2019	B19UC060506	\$2,000.00	\$206.56	\$1,058.02
		2021	B21UC060506	\$60,000.00	\$60,000.00	\$60,000.00
		2022	B22UC060506	\$450,000.00	\$285,920.25	\$315,829.60
<b>Total</b>	<b>Total</b>			<b>\$512,000.00</b>	<b>\$346,126.81</b>	<b>\$376,887.62</b>

**Proposed Accomplishments**

People (General) : 2,330  
Total Population in Service Area: 2,330  
Census Tract Percent Low / Mod: 64.59

**Annual Accomplishments**

Years	Accomplishment Narrative	# Benefitting
2022	Substantial amendment project approved on 1.10.2023, 1.30.2023 reprog \$450,000 from idis#6647, funding increased to \$450,000. 2.1.2023 reprog \$2,000 from unencumbered ADC, funding increased to \$452,000. The project is 0% complete. Construction is anticipated to start end of 2023. The County of Riverside Transportation and Land Management Agency (TLMA) will use CDBG funds to pay for the cost associated with road improvements to Burns Street (28' paved width) from Brown St. to Alexander St. in the unincorporated community of Mead Valley, CA, for the purpose of creating a suitable living environment. Eligible cost consists of engineering, project administration, soil test, construction, and other project-related costs.	
2023	10.12.2023 reprog \$60,000 from unencumbered, funding increased to \$512,000. This project is 74% complete. The Transportation and Land Management Agency (TLMA) will use CDBG funds to pay for costs associated with road improvements to Burns Street (28' paved width) from Brown St. to Alexander St. in the unincorporated community of Mead Valley, CA.	

**PGM Year:** 2022

**Project:** 0078 - 9.232-22 - Desert Rose Apartments Renovation Project Phase II

**IDIS Activity:** 6719 - 9.232-22 - Desert Rose Apartments Renovation Project Phase II

Status: Open Objective: Provide decent affordable housing

Location: 24501 School Rd Ripley, CA 92225-7800 Outcome: Affordability

Matrix Code: Rehab; Multi-Unit Residential (14B) National Objective: LMH

**Activity to prevent, prepare for, and respond to Coronavirus:** No

**Initial Funding Date:** 01/30/2023

**Description:**

The Housing Authority of the County of Riverside, a public housing authority acting under the California Housing Authorities Law and sub recipient, will use \$750,000 of CDBG funds to pay for various improvements and upgrades at the Desert Rose Apartments ([www.harivco.org/ProgramDesertRoseApartmentsstabid77Default.aspx](http://www.harivco.org/ProgramDesertRoseApartmentsstabid77Default.aspx)). Desert Rose is a 76-unit, affordable housing community in Ripley, CA. Improvements include labor, materials, project management, and other costs of rehabilitation directed toward an accumulation of deferred maintenance, energy efficiency solar, water conservation landscaping, security and safety, broadband infrastructure, and other renovations.

#### Financing

	Fund Type	Grant Year	Grant	Funded Amount	Drawn In Program Year	Drawn Thru Program Year
CDBG	EN	2019	B19UC060506	\$88,318.00	\$83,464.54	\$84,054.60
		2021	B21UC060506	\$100,000.00	\$100,000.00	\$100,000.00
		2022	B22UC060506	\$430,000.00	\$374,426.00	\$374,426.00
<b>Total</b>	<b>Total</b>			<b>\$618,318.00</b>	<b>\$557,890.54</b>	<b>\$558,480.60</b>

#### Proposed Accomplishments

Housing Units : 8

#### Actual Accomplishments

	Owner		Renter		Total		Person	
	Total	Hispanic	Total	Hispanic	Total	Hispanic	Total	Hispanic
White:	0	0	0	0	0	0	0	0
Black/African American:	0	0	0	0	0	0	0	0
Asian:	0	0	0	0	0	0	0	0
American Indian/Alaskan Native:	0	0	0	0	0	0	0	0
Native Hawaiian/Other Pacific Islander:	0	0	0	0	0	0	0	0
American Indian/Alaskan Native & White:	0	0	0	0	0	0	0	0
Asian White:	0	0	0	0	0	0	0	0
Black/African American & White:	0	0	0	0	0	0	0	0
American Indian/Alaskan Native & Black/African American:	0	0	0	0	0	0	0	0
Other multi-racial:	0	0	0	0	0	0	0	0
Asian/Pacific Islander:	0	0	0	0	0	0	0	0
Hispanic:	0	0	0	0	0	0	0	0
<b>Total:</b>	<b>0</b>	<b>0</b>	<b>0</b>	<b>0</b>	<b>0</b>	<b>0</b>	<b>0</b>	<b>0</b>

Female-headed Households: 0

#### Income Category:

	Owner	Renter	Total	Person
Extremely Low	0	0	0	0
Low Mod	0	0	0	0
Moderate	0	0	0	0
Non Low Moderate	0	0	0	0
Total	0	0	0	0
Percent Low/Mod				

#### Annual Accomplishments

Years	Accomplishment Narrative	# Benefitting
2022	1.30.2023 reprog \$430,000 from unencumbered for the new 22-23 backup project added, funding increased to \$430,000. 2.1.2023 reprog \$2,000 from unencumbered for ADC, funding increased \$432,000. 2.1.2023 reprog \$100,000 from unencumbered, funding increased to \$532,000. The project is 10% complete. Desert Rose is an affordable housing community in Ripley, CA. Improvements include labor, materials, project management, and other costs of rehabilitation directed toward an accumulation of deferred maintenance, energy, efficiency/solar, water conservation/landscaping, security and safety, broadband infrastructure, and other renovations. Once complete, the project will provide affordability for the purpose of providing decent affordable housing.	

2023 2.7.2024 reprog \$81,318 from unencumbered, funding increased to \$613,318. 2.7.2024 reprog \$5,000 (ADC) from idis#6654 (ADC), funding increased to \$618,318. The project is 80% complete. Desert Rose is an affordable housing community in Ripley, CA. Improvements include labor, materials, project management, and other costs of rehabilitation directed toward an accumulation of deferred maintenance, energy, efficiency/solar, water conservation/landscaping, security and safety, broadband infrastructure, and other renovations. Once complete the project will provide affordability for the purpose of providing decent affordable housing.

PGM Year:	2022				
Project:	0012 - 9.231-22 - Home Enhancement Program				
IDIS Activity:	6722 - 9.231-22-2 - Home Rehab Activity				
Status:	Canceled 10/5/2023 7:27:44 PM	Objective:	Provide decent affordable housing		
Location:	24455 Palm St Perris, CA 92570-7657	Outcome:	Affordability		
		Matrix Code:	Rehab; Single-Unit Residential (14A)	National Objective:	LMH

Activity to prevent, prepare for, and respond to Coronavirus: No  
Initial Funding Date: 03/02/2023

Description:  
The Home Enhancement Program will use CDBG funds to pay for roof repairs, flashing, paint on the door, window, and screens, replace the exterior lighting and replace the partial fence.

Financing  
No data returned for this view. This might be because the applied filter excludes all data.  
Proposed Accomplishments  
Housing Units : 1  
Actual Accomplishments

	Owner		Renter		Total		Person	
Number assisted:	Total	Hispanic	Total	Hispanic	Total	Hispanic	Total	Hispanic
White:	0	0	0	0	0	0		0
Black/African American:	0	0	0	0	0	0	0	0
Asian:	0	0	0	0	0	0	0	0
American Indian/Alaskan Native:	0	0	0	0	0	0	0	0
Native Hawaiian/Other Pacific Islander:	0	0	0	0	0	0	0	0
American Indian/Alaskan Native & White:	0	0	0	0	0	0	0	0
Asian White:	0	0	0	0	0	0	0	0
Black/African American & White:	0	0	0	0	0	0	0	0
American Indian/Alaskan Native & Black/African American:	0	0	0	0	0	0	0	0
Other multi-racial:	0	0	0	0	0	0	0	0
Asian/Pacific Islander:	0	0	0	0	0	0	0	0
Hispanic:	0	0	0	0	0	0	0	0
<b>Total:</b>	<b>0</b>	<b>0</b>	<b>0</b>	<b>0</b>	<b>0</b>	<b>0</b>	<b>0</b>	<b>0</b>
Female-headed Households:	0		0		0			

Income Category:	Owner	Renter	Total	Person
Extremely Low	0	0	0	0
Low Mod	0	0	0	0
Moderate	0	0	0	0
Non Low Moderate	0	0	0	0
Total	0	0	0	0
Percent Low/Mod				

Annual Accomplishments

Years	Accomplishment Narrative	# Benefitting
2022	3.2.2023 reprog \$40,000 new rehab from idis#6635, funding increased to \$40,000. Housing Rehab activity is 10% complete. CDBG funds will be used to pay for the cost associated with replacing the existing roof, re-stain existing siding, installing energy-efficient windows and screens, replacing two doors and installing security doors, removing and installing new lighting fixtures, removing and replacing 4" base trim, installing address numbers, and repair fencing. This activity aims to improve one (1) residential structure and meet the national objective of benefiting a low-moderate income household in the unincorporated area of Good Hope.	
2023	10.5.2023 reprog \$40,000 to IDIS#6646, funding decreased to \$0. Project Canceled.	

PGM Year:	2022	
Project:	0022 - 0.249-22 - Home Enhancement Program	
IDIS Activity:	6723 - 0.249-22-11 - Home Rehab Activity	
Status:	Completed 8/16/2024 4:08:23 PM	Objective: Provide decent affordable housing
Location:	205 S Victoria Ave San Jacinto, CA 92583-4047	Outcome: Affordability
		Matrix Code: Rehab; Single-Unit Residential (14A) National Objective: LMH

Activity to prevent, prepare for, and respond to Coronavirus: No

Initial Funding Date: 03/02/2023

**Description:**

The Home Enhancement Program will use CDBG funds to pay for roof replacement, flashing and gutters, downspouts, partial fence replacement, stucco repair, garage door replacement, exterior lighting, and numbers on the house.

**Financing**

	Fund Type	Grant Year	Grant	Funded Amount	Drawn In Program Year	Drawn Thru Program Year
CDBG	EN	2019	B19UC060506	\$1,056.88	\$1,056.88	\$1,056.88
		2022	B22UC060506	\$40,458.12	\$40,458.12	\$40,458.12
		2023	B23UC060506	\$8,370.00	\$8,370.00	\$8,370.00
<b>Total</b>	<b>Total</b>			<b>\$49,885.00</b>	<b>\$49,885.00</b>	<b>\$49,885.00</b>

**Proposed Accomplishments**

Housing Units : 1

**Actual Accomplishments**

Number assisted:

	Owner		Renter		Total		Person	
	Total	Hispanic	Total	Hispanic	Total	Hispanic	Total	Hispanic
White:	0	0	0	0	0	0	0	0
Black/African American:	1	0	0	0	1	0	0	0
Asian:	0	0	0	0	0	0	0	0
American Indian/Alaskan Native:	0	0	0	0	0	0	0	0
Native Hawaiian/Other Pacific Islander:	0	0	0	0	0	0	0	0
American Indian/Alaskan Native & White:	0	0	0	0	0	0	0	0
Asian White:	0	0	0	0	0	0	0	0
Black/African American & White:	0	0	0	0	0	0	0	0
American Indian/Alaskan Native & Black/African American:	0	0	0	0	0	0	0	0
Other multi-racial:	0	0	0	0	0	0	0	0
Asian/Pacific Islander:	0	0	0	0	0	0	0	0
Hispanic:	0	0	0	0	0	0	0	0
<b>Total:</b>	<b>1</b>	<b>0</b>	<b>0</b>	<b>0</b>	<b>1</b>	<b>0</b>	<b>0</b>	<b>0</b>

Female-headed Households: 0 0 0

*Income Category:*

	Owner	Renter	Total	Person
Extremely Low	0	0	0	0
Low Mod	1	0	1	0
Moderate	0	0	0	0
Non Low Moderate	0	0	0	0
Total	1	0	1	0
Percent Low/Mod	100.0%		100.0%	

**Annual Accomplishments**

Years	Accomplishment Narrative	# Benefitting
2022	3.2.2023 reprog \$40,000 from idis#6646, funding increased to \$40,000. Housing Rehab activity is 10% complete. CDBG funds will be used to pay for the cost associated with replacing the existing roof, installing gutters and downspouts, removing and replacing fascia, stucco repair, replacing a garage door, replacing the entry doors and security doors, replacing address numbers, removing and replacing exterior light fixtures, demo and replacing the fence and cleaning window frames. This activity aims to improve one (1) residential structure and meet the national objective of benefiting a low-moderate income household in the city of San Jacinto.	
2023	1.19.2024 reprog \$416.88 from idis#6635, funding increased to \$40,416.88. 2.7.2024 reprog \$8,485 from idis#6748, funding increased to 48,901.88. 3.6.2024 reprog \$1,098.12 from idis#6635, funding increased to \$50,000. Housing Rehab activity is 100% complete. CDBG funds have been used to pay for costs associated with the roof replacement on the house and attached garage, gutters and downspouts, fascia boards, lots of stucco repair, replaced the garage door and door opener, replaced entry and security doors, replaced the numbers on the house, light fixtures, partial fence replacement, clean up the window frames, removed a tree trunk which was a safety hazard. This activity has improved one (1) residential structure and met the national objective of benefiting a low-moderate income household in the City of San Jacinto. 8.16.2024 reprog \$115.00 unused project funds to idis#6646, funding decreased to \$49,885.	

<b>PGM Year:</b>	2022
<b>Project:</b>	0022 - 0.249-22 - Home Enhancement Program
<b>IDIS Activity:</b>	6724 - 0.249-22-12 - Home Rehab Activity
Status:	Open
Location:	519 Williams Rd Blythe, CA 92225-2470
Objective:	Provide decent affordable housing
Outcome:	Affordability
Matrix Code:	Rehab; Single-Unit Residential (14A)
National Objective:	LMH

**Activity to prevent, prepare for, and respond to Coronavirus:** No

**Initial Funding Date:** 04/24/2023

**Description:**

The Home Enhancement Program will use CDBG funds to pay for roof replacement, stucco repair, and replacing the doors, windows, exterior lighting, and numbers on the house and painting the exterior of the house. This home was built in 1970.

**Financing**

	Fund Type	Grant Year	Grant	Funded Amount	Drawn In Program Year	Drawn Thru Program Year
CDBG	EN	2022	B22UC060506	\$46,031.69	\$46,031.69	\$46,031.69
<b>Total</b>	<b>Total</b>			<b>\$46,031.69</b>	<b>\$46,031.69</b>	<b>\$46,031.69</b>

**Proposed Accomplishments**

Housing Units : 1

**Actual Accomplishments**

*Number assisted:*

	Owner		Renter		Total		Person	
	Total	Hispanic	Total	Hispanic	Total	Hispanic	Total	Hispanic
White:	0	0	0	0	0	0	0	0

Black/African American:	1	0	0	0	1	0	0	0
Asian:	0	0	0	0	0	0	0	0
American Indian/Alaskan Native:	0	0	0	0	0	0	0	0
Native Hawaiian/Other Pacific Islander:	0	0	0	0	0	0	0	0
American Indian/Alaskan Native & White:	0	0	0	0	0	0	0	0
Asian White:	0	0	0	0	0	0	0	0
Black/African American & White:	0	0	0	0	0	0	0	0
American Indian/Alaskan Native & Black/African American:	0	0	0	0	0	0	0	0
Other multi-racial:	0	0	0	0	0	0	0	0
Asian/Pacific Islander:	0	0	0	0	0	0	0	0
Hispanic:	0	0	0	0	0	0	0	0
<b>Total:</b>	<b>1</b>	<b>0</b>	<b>0</b>	<b>0</b>	<b>1</b>	<b>0</b>	<b>0</b>	<b>0</b>

Female-headed Households: 0 0 0

*Income Category:*

	Owner	Renter	Total	Person
Extremely Low	0	0	0	0
Low Mod	1	0	1	0
Moderate	0	0	0	0
Non Low Moderate	0	0	0	0
Total	1	0	1	0
Percent Low/Mod	100.0%		100.0%	

**Annual Accomplishments**

Years	Accomplishment Narrative	# Benefitting
2022	4.24.2023 reprog \$50,000 from idis#6646, funding increased to \$50,000. Housing Rehab activity is 100% complete. CDBG funds will be used to pay for the cost associated with replacing the existing roof, repairing fascia and soffits, replacing two doors and installing security doors, installing energy-efficient windows and screens, removing and replacing exterior light fixtures, installing address numbers, replacing the door for the water heater closet, repair stucco areas, and painting the exterior house. This activity aims to improve one (1) residential structure and meet the national objective of benefiting a low-moderate income household in the City of Blythe. 8.16.2024 reprog \$3,968.31 unused project funds to idis#6646, funding decreased to 46,031.69.	
2023	Housing Rehab activity is 100% complete. CDBG funds will be used to pay for the cost associated with replacing the existing roof, repairing fascia and soffits, replacing two doors and installing security doors, installing energy-efficient windows and screens, removing and replacing exterior light fixtures, installing address numbers, replacing the door for the water heater closet, repair stucco areas, and painting the exterior house. This activity aims to improve one (1) residential structure and meet the national objective of benefiting a low-moderate income household in the City of Blythe. 8.16.2024 reprog \$3,968.31 unused project funds to idis#6646, funding decreased to 46,031.69.	

<b>PGM Year:</b>	2022	
<b>Project:</b>	0022 - 0.249-22 - Home Enhancement Program	
<b>IDIS Activity:</b>	6725 - 0.249.22-13 - Home Rehab Activity	
Status:	Completed 8/16/2024 4:09:42 PM	Objective: Provide decent affordable housing
Location:	576 N 6th St Blythe, CA 92225-1230	Outcome: Affordability
		Matrix Code: Rehab; Single-Unit Residential (14A)
		National Objective: LMH

**Activity to prevent, prepare for, and respond to Coronavirus:** No

**Initial Funding Date:** 04/24/2023

**Description:**

The Home Enhancement Program will use CDBG funds to pay for roof replacement on the house and patio, flashing, fascia boards, stucco repair, partial fence replacement, and replacing the doors, windows, exterior lighting, and painting the exterior of the house.

#### Financing

	Fund Type	Grant Year	Grant	Funded Amount	Drawn In Program Year	Drawn Thru Program Year
CDBG	EN	2022	B22UC060506	\$49,722.00	\$49,162.00	\$49,722.00
<b>Total</b>	<b>Total</b>			<b>\$49,722.00</b>	<b>\$49,162.00</b>	<b>\$49,722.00</b>

#### Proposed Accomplishments

Housing Units : 1

#### Actual Accomplishments

	Owner		Renter		Total		Person	
Number assisted:	Total	Hispanic	Total	Hispanic	Total	Hispanic	Total	Hispanic
White:	1	0	0	0	1	0	0	0
Black/African American:	0	0	0	0	0	0	0	0
Asian:	0	0	0	0	0	0	0	0
American Indian/Alaskan Native:	0	0	0	0	0	0	0	0
Native Hawaiian/Other Pacific Islander:	0	0	0	0	0	0	0	0
American Indian/Alaskan Native & White:	0	0	0	0	0	0	0	0
Asian White:	0	0	0	0	0	0	0	0
Black/African American & White:	0	0	0	0	0	0	0	0
American Indian/Alaskan Native & Black/African American:	0	0	0	0	0	0	0	0
Other multi-racial:	0	0	0	0	0	0	0	0
Asian/Pacific Islander:	0	0	0	0	0	0	0	0
Hispanic:	0	0	0	0	0	0	0	0
<b>Total:</b>	<b>1</b>	<b>0</b>	<b>0</b>	<b>0</b>	<b>1</b>	<b>0</b>	<b>0</b>	<b>0</b>
Female-headed Households:	0		0		0			

#### Income Category:

	Owner	Renter	Total	Person
Extremely Low	0	0	0	0
Low Mod	1	0	1	0
Moderate	0	0	0	0
Non Low Moderate	0	0	0	0
Total	1	0	1	0
Percent Low/Mod	100.0%		100.0%	

#### Annual Accomplishments

Years	Accomplishment Narrative	# Benefitting
2022	4.24.2023 reprog \$50,000 from idis#6646, funding increased to \$50,000. Housing Rehab activity is 100% complete. CDBG funds will be used to pay for the cost associated with replacing the existing roof, tearing off and roofing and replacing support posting, removing and rebuilding the carport, repairing areas on the fascia, replacing missing siding, partial fence, replacing two doors and installing security doors, and power washing around th perimeter. This activity aims to improve one (1) residential structure and meet the national objective of benefiting a low-moderate income household in the City of Blythe. 8.16.2024 reprog \$278.00 unused project funds to idis#6646, funding decreased to \$49,722.	

<b>PGM Year:</b>	2022	
<b>Project:</b>	0012 - 9.231-22 - Home Enhancement Program	
<b>IDIS Activity:</b>	6726 - 9.231-22-5 - Home Rehab Activity	
Status:	Completed 8/15/2024 7:45:47 PM	Objective: Provide decent affordable housing
Location:	529 N 6th St Blythe, CA 92225-1229	Outcome: Affordability
		Matrix Code: Rehab; Single-Unit Residential (14A)
		National Objective: LMH

Activity to prevent, prepare for, and respond to Coronavirus: No

Initial Funding Date: 04/24/2023

**Description:**

The Home Enhancement Program will use CDBG funds to pay for roof replacement on the house, stucco repair, replacement of the doors, windows, screens, exterior lighting, removing the exterior shutters, and painting the exterior of the house.

**Financing**

	Fund Type	Grant Year	Grant	Funded Amount	Drawn In Program Year	Drawn Thru Program Year
CDBG	EN	2020	B20UC060506	\$25,066.00	\$24,506.00	\$25,066.00
<b>Total</b>	<b>Total</b>			<b>\$25,066.00</b>	<b>\$24,506.00</b>	<b>\$25,066.00</b>

**Proposed Accomplishments**

Housing Units : 1

**Actual Accomplishments**

	Owner		Renter		Total		Person	
Number assisted:	Total	Hispanic	Total	Hispanic	Total	Hispanic	Total	Hispanic
White:	1	0	0	0	1	0	0	0
Black/African American:	0	0	0	0	0	0	0	0
Asian:	0	0	0	0	0	0	0	0
American Indian/Alaskan Native:	0	0	0	0	0	0	0	0
Native Hawaiian/Other Pacific Islander:	0	0	0	0	0	0	0	0
American Indian/Alaskan Native & White:	0	0	0	0	0	0	0	0
Asian White:	0	0	0	0	0	0	0	0
Black/African American & White:	0	0	0	0	0	0	0	0
American Indian/Alaskan Native & Black/African American:	0	0	0	0	0	0	0	0
Other multi-racial:	0	0	0	0	0	0	0	0
Asian/Pacific Islander:	0	0	0	0	0	0	0	0
Hispanic:	0	0	0	0	0	0	0	0
<b>Total:</b>	<b>1</b>	<b>0</b>	<b>0</b>	<b>0</b>	<b>1</b>	<b>0</b>	<b>0</b>	<b>0</b>
Female-headed Households:	0		0		0			

*Income Category:*

	Owner	Renter	Total	Person
Extremely Low	0	0	0	0
Low Mod	1	0	1	0
Moderate	0	0	0	0
Non Low Moderate	0	0	0	0
Total	1	0	1	0
Percent Low/Mod	100.0%		100.0%	

**Annual Accomplishments**

Years	Accomplishment Narrative	# Benefitting
2022	4.24.2023 reprog \$40,000 from idis#6726, funding increased to \$40,000. 8.15.2024 reprog \$14,934 unused project funds to idis#6748, funding decreased to \$25,066. Housing Rehab activity is 100% complete. CDBG funds will be used to pay for the cost associated with replacing the existing roof, installing energy-efficient windows and screens, replacing two doors and installing security doors, installing motion sensor lighting, and painting the exterior house. This activity aims to improve one (1) residential structure and meet the national objective of benefiting a low-moderate income household in the City of Blythe.	

<b>PGM Year:</b>	2022
<b>Project:</b>	0012 - 9.231-22 - Home Enhancement Program
<b>IDIS Activity:</b>	6727 - 9.231-22-6 - Home Rehab Activity
Status:	Completed 8/16/2024 1:28:09 PM
Location:	543 N 5th St Blythe, CA 92225-1220
Objective:	Provide decent affordable housing
Outcome:	Affordability



Matrix Code: Rehab; Single-Unit Residential (14A)

National Objective: LMH

Activity to prevent, prepare for, and respond to Coronavirus: No

Initial Funding Date: 04/25/2023

**Description:**

The Home Enhancement Program will use CDBG funds to pay for roof replacement on the house, fascia boards, stucco repair, replacement of the doors, windows, and screens, partial fence improvements, and painting the exterior of the house.

**Financing**

	Fund Type	Grant Year	Grant	Funded Amount	Drawn In Program Year	Drawn Thru Program Year
CDBG	EN	2020	B20UC060506	\$33,128.00	\$32,543.00	\$33,128.00
<b>Total</b>	<b>Total</b>			<b>\$33,128.00</b>	<b>\$32,543.00</b>	<b>\$33,128.00</b>

**Proposed Accomplishments**

Housing Units : 1

**Actual Accomplishments**

	Owner		Renter		Total		Person	
	Total	Hispanic	Total	Hispanic	Total	Hispanic	Total	Hispanic
White:	1	0	0	0	1	0	0	0
Black/African American:	0	0	0	0	0	0	0	0
Asian:	0	0	0	0	0	0	0	0
American Indian/Alaskan Native:	0	0	0	0	0	0	0	0
Native Hawaiian/Other Pacific Islander:	0	0	0	0	0	0	0	0
American Indian/Alaskan Native & White:	0	0	0	0	0	0	0	0
Asian White:	0	0	0	0	0	0	0	0
Black/African American & White:	0	0	0	0	0	0	0	0
American Indian/Alaskan Native & Black/African American:	0	0	0	0	0	0	0	0
Other multi-racial:	0	0	0	0	0	0	0	0
Asian/Pacific Islander:	0	0	0	0	0	0	0	0
Hispanic:	0	0	0	0	0	0	0	0
<b>Total:</b>	<b>1</b>	<b>0</b>	<b>0</b>	<b>0</b>	<b>1</b>	<b>0</b>	<b>0</b>	<b>0</b>

Female-headed Households: 0 0 0

*Income Category:*

	Owner	Renter	Total	Person
Extremely Low	0	0	0	0
Low Mod	1	0	1	0
Moderate	0	0	0	0
Non Low Moderate	0	0	0	0
Total	1	0	1	0
Percent Low/Mod	100.0%		100.0%	

**Annual Accomplishments**

Years	Accomplishment Narrative	# Benefitting
2022	4.25.2023 reprog \$40,000 from idis#6635, funding increased to \$40,000. Housing Rehab activity is 100% complete. CDBG funds will be used to pay for the cost associated with replacing the existing roof, replacing damaged fascia, installing energy-efficient windows and screens, removing all loose stucco and repair areas indicated, replacing two doors and installing security doors, and painting the exterior house. This activity aims to improve one (1) residential structure and meet the national objective of benefiting a low-moderate income household in the City of Blythe.	

2023 Housing Rehab activity is 100% complete. CDBG funds will be used to pay for the cost associated with replacing the existing roof, replacing damaged fascia, installing energy-efficient windows and screens, removing all loose stucco and repair areas indicated, replacing two doors, installing security doors, and painting the exterior house. This activity aims to improve one (1) residential structure and meet the national objective of benefiting a low-moderate income household in the City of Blythe. 8.16.2024 reprog \$6,872 unused funds to idis#6748, funding decreased to \$33,128.

**PGM Year:** 2022  
**Project:** 0012 - 9.231-22 - Home Enhancement Program  
**IDIS Activity:** 6728 - 9.231-22-7 - Home Rehab Activity  
**Status:** Completed 8/14/2024 2:14:23 PM  
**Location:** 701 E Wisconsin St Blythe, CA 92225-1760  
**Objective:** Provide decent affordable housing  
**Outcome:** Affordability  
**Matrix Code:** Rehab; Single-Unit Residential (14A) **National Objective:** LMH

**Activity to prevent, prepare for, and respond to Coronavirus:** No

**Initial Funding Date:** 04/25/2023

**Description:**

The Home Enhancement Program will use CDBG funds to pay for stucco repair, replacement of the doors, vents, numbers on the house, windows, and screens, partial fence improvements, exterior lighting, and painting the exterior of the house.

**Financing**

	Fund Type	Grant Year	Grant	Funded Amount	Drawn In Program Year	Drawn Thru Program Year
CDBG	EN	2020	B20UC060506	\$40,000.00	\$39,390.00	\$40,000.00
		2022	B22UC060506	\$75.33	\$75.33	\$75.33
<b>Total</b>	<b>Total</b>			<b>\$40,075.33</b>	<b>\$39,465.33</b>	<b>\$40,075.33</b>

**Proposed Accomplishments**

Housing Units : 1

**Actual Accomplishments**

Number assisted:

	Owner		Renter		Total		Person	
	Total	Hispanic	Total	Hispanic	Total	Hispanic	Total	Hispanic
White:	1	0	0	0	1	0	0	0
Black/African American:	0	0	0	0	0	0	0	0
Asian:	0	0	0	0	0	0	0	0
American Indian/Alaskan Native:	0	0	0	0	0	0	0	0
Native Hawaiian/Other Pacific Islander:	0	0	0	0	0	0	0	0
American Indian/Alaskan Native & White:	0	0	0	0	0	0	0	0
Asian White:	0	0	0	0	0	0	0	0
Black/African American & White:	0	0	0	0	0	0	0	0
American Indian/Alaskan Native & Black/African American:	0	0	0	0	0	0	0	0
Other multi-racial:	0	0	0	0	0	0	0	0
Asian/Pacific Islander:	0	0	0	0	0	0	0	0
Hispanic:	0	0	0	0	0	0	0	0
<b>Total:</b>	<b>1</b>	<b>0</b>	<b>0</b>	<b>0</b>	<b>1</b>	<b>0</b>	<b>0</b>	<b>0</b>
Female-headed Households:	0		0		0			

Income Category:

	Owner	Renter	Total	Person
Extremely Low	0	0	0	0
Low Mod	1	0	1	0
Moderate	0	0	0	0
Non Low Moderate	0	0	0	0
Total	1	0	1	0
Percent Low/Mod	100.0%		100.0%	

Years	Accomplishment Narrative	# Benefitting
2022	4.25.2023 reprog \$40,000 from idis#6635, funding increased to \$40,000. Housing Rehab activity is 30% complete. CDBG funds will be used to pay for the cost associated with replacing and installing energy-efficient windows and screens, installing attic and crawl space vent screens, removing and repairing cracked and broken stucco, replacing two doors, replacing the fence, installing new house numbers, installing motion sensor lighting, paint exterior house, and installing water heater closet. This activity aims to improve one (1) residential structure and meet the national objective of benefiting a low-moderate income household in the City of Blythe.	
2023	4.18.2024 reprog \$75.33 from idis#6635, funding increased to \$40,075.33. Housing Rehab activity is 100% complete. CDBG funds have been used to pay for new double paned windows and screens, attic/crawl space vents, replaced water heater closet door, replaced the numbers on the house, stucco repairs, replaced doors; installed a handrail, replaced the exterior light fixtures, partial fence replacement and paint on the exterior of the house. This activity improved one (1) residential structure and meet the national objective of benefiting a low-moderate income household in the City of Blythe.	

**Activity to prevent, prepare for, and respond to Coronavirus:** No  
**Initial Funding Date:** 10/04/2023  
**Description:**  
 CDBG funds will be used by Eb Cutz LLC to pay for working capital and employee retention due to the effects of the COVID-19 pandemic.

	Fund Type	Grant Year	Grant	Funded Amount	Drawn In Program Year	Drawn Thru Program Year
CDBG	EN	2018	B18UC060506	\$7,337.05	\$7,337.05	\$7,337.05
		2019	B19UC060506	\$2,662.95	\$2,662.95	\$2,662.95
<b>Total</b>	<b>Total</b>			<b>\$10,000.00</b>	<b>\$10,000.00</b>	<b>\$10,000.00</b>

## Jobs : 1

[illegible]

Female-headed Households: 0 0 0

*Income Category:*

	Owner	Renter	Total	Person
Extremely Low	0	0	0	0
Low Mod	0	0	0	0
Moderate	0	0	0	1
Non Low Moderate	0	0	0	0
Total	0	0	0	1
Percent Low/Mod				100.0%

**Annual Accomplishments**

Years	Accomplishment Narrative	# Benefitting
2023	10.4.2023 reprog \$10,000 from idis#6451, funding increased to \$10,000. This project is 100% complete. The County of Riverside used CDBG funds to pay for working capital and employee retention to EB Cutz, LLC due to the effects of the COVID-19 Pandemic. EB Cutz, LLC, located within the Cooperating City of Murrieta, CA, met the national objective of job retention [570.208 (a)(4)] for a period of at least six months.	

<b>PGM Year:</b>	2020	
<b>Project:</b>	0075 - 3.MR.59-20 - Murrieta Back to Business Grant Program	
<b>IDIS Activity:</b>	6737 - 3.MR.59-20-17 - Orchard Nail & Spa	
Status:	Completed 5/20/2024 1:52:14 PM	Objective: Create economic opportunities
Location:	41229 Breckin Ct 34887 Midland Ave. Murrieta, CA 92562	Outcome: Sustainability
	Murrieta, CA 92562-6017	Matrix Code: ED Direct Financial Assistance to For- National Objective: LMJ

**Activity to prevent, prepare for, and respond to Coronavirus:** No

**Initial Funding Date:** 10/04/2023

**Description:**

CDBG funds will be used by Orchard Nail and Spa to pay for working capital and employee retention due to the effects of the COVID-19 pandemic.

**Financing**

	Fund Type	Grant Year	Grant	Funded Amount	Drawn In Program Year	Drawn Thru Program Year
CDBG	EN	2019	B19UC060506	\$10,000.00	\$10,000.00	\$10,000.00
<b>Total</b>	<b>Total</b>			<b>\$10,000.00</b>	<b>\$10,000.00</b>	<b>\$10,000.00</b>

**Proposed Accomplishments**

Jobs : 1

**Actual Accomplishments**

	Owner		Renter		Total		Person	
<i>Number assisted:</i>	Total	Hispanic	Total	Hispanic	Total	Hispanic	Total	Hispanic
White:	0	0	0	0	0	0		0
Black/African American:	0	0	0	0	0	0	0	0
Asian:	0	0	0	0	0	0	1	0
American Indian/Alaskan Native:	0	0	0	0	0	0	0	0
Native Hawaiian/Other Pacific Islander:	0	0	0	0	0	0	0	0
American Indian/Alaskan Native & White:	0	0	0	0	0	0	0	0
Asian White:	0	0	0	0	0	0	0	0
Black/African American & White:	0	0	0	0	0	0	0	0
American Indian/Alaskan Native & Black/African American:	0	0	0	0	0	0	0	0
Other multi-racial:	0	0	0	0	0	0	0	0
Asian/Pacific Islander:	0	0	0	0	0	0	0	0

Hispanic:	0	0	0	0	0	0	0	0
<b>Total:</b>	<b>0</b>	<b>0</b>	<b>0</b>	<b>0</b>	<b>0</b>	<b>0</b>	<b>1</b>	<b>0</b>

Female-headed Households:	0	0	0
---------------------------	---	---	---

*Income Category:*

	Owner	Renter	Total	Person
Extremely Low	0	0	0	0
Low Mod	0	0	0	0
Moderate	0	0	0	1
Non Low Moderate	0	0	0	0
Total	0	0	0	1
Percent Low/Mod				100.0%

**Annual Accomplishments**

Years	Accomplishment Narrative	# Benefitting
2023	10.4.2023 reprog \$10,000 from idis#6451, funding increased to \$10,000. This project is 100% complete. The County of Riverside used CDBG funds to pay for working capital and employee retention to the Orchard Nails & Spa due to the effects of the COVID-19 Pandemic. The Orchard Nails & Spa, located within the Cooperating City of Murrieta, CA, met the national objective of job retention [570.208 (a)(4)] for a period of at least six months.	

<b>PGM Year:</b>	2020	
<b>Project:</b>	0075 - 3.MR.59-20 - Murrieta Back to Business Grant Program	
<b>IDIS Activity:</b>	6738 - 3.MR.59-20-19 - Elite Nails & Spa	
Status:	Completed 8/2/2024 12:21:56 PM	Objective: Create economic opportunities
Location:	24679 Monroe Ave Ste 104 27846 Tree Ride St., Murrieta, CA 92562 Murrieta, CA 92562-2528	Outcome: Sustainability
		Matrix Code: ED Direct Financial Assistance to For- National Objective: LMJ

**Activity to prevent, prepare for, and respond to Coronavirus:** No

**Initial Funding Date:** 10/05/2023

**Description:**

CDBG funds will be used by Elite Nails & Spa to pay for working capital and employee retention due to the effects of the COVID-19 pandemic.

**Financing**

	Fund Type	Grant Year	Grant	Funded Amount	Drawn In Program Year	Drawn Thru Program Year
CDBG	EN	2019	B19UC060506	\$10,000.00	\$10,000.00	\$10,000.00
<b>Total</b>	<b>Total</b>			<b>\$10,000.00</b>	<b>\$10,000.00</b>	<b>\$10,000.00</b>

**Proposed Accomplishments**

Jobs : 1

**Actual Accomplishments**

	Owner		Renter		Total		Person	
<i>Number assisted:</i>	Total	Hispanic	Total	Hispanic	Total	Hispanic	Total	Hispanic
White:	0	0	0	0	0	0	1	1
Black/African American:	0	0	0	0	0	0	0	0
Asian:	0	0	0	0	0	0	0	0
American Indian/Alaskan Native:	0	0	0	0	0	0	0	0
Native Hawaiian/Other Pacific Islander:	0	0	0	0	0	0	0	0
American Indian/Alaskan Native & White:	0	0	0	0	0	0	0	0
Asian White:	0	0	0	0	0	0	0	0
Black/African American & White:	0	0	0	0	0	0	0	0
American Indian/Alaskan Native & Black/African American:	0	0	0	0	0	0	0	0

Other multi-racial:	0	0	0	0	0	0	0	0
Asian/Pacific Islander:	0	0	0	0	0	0	0	0
Hispanic:	0	0	0	0	0	0	0	0
<b>Total:</b>	<b>0</b>	<b>0</b>	<b>0</b>	<b>0</b>	<b>0</b>	<b>0</b>	<b>1</b>	<b>1</b>

Female-headed Households:	0	0	0
---------------------------	---	---	---

*Income Category:*

	Owner	Renter	Total	Person
Extremely Low	0	0	0	0
Low Mod	0	0	0	1
Moderate	0	0	0	0
Non Low Moderate	0	0	0	0
Total	0	0	0	1
Percent Low/Mod				100.0%

**Annual Accomplishments**

Years	Accomplishment Narrative	# Benefitting
2023	10.5.2023 reprog \$10,000 from idis#6451, funding increased to \$10,000. This project is 100% complete. The County of Riverside used CDBG funds to pay for working capital and employee retention to Elite Nails & Spa due to the effects of the COVID-19 Pandemic. Elite Nails & Spa, located within the Cooperating City of Murrieta, CA, met the national objective of job retention [570.208 (a)(4)] for a period of at least six months.	

PGM Year:	2020				
Project:	0075 - 3.MR.59-20 - Murrieta Back to Business Grant Program				
IDIS Activity:	6739 - 3.MR.59-20-24 - Steel Nutz, Inc.				
Status:	Completed 5/20/2024 2:07:48 PM		Objective:	Create economic opportunities	
Location:	41795 Elm St Ste 101 36309 Summitville Street Temecula, CA 92592 Murrieta, CA 92562-9278		Outcome:	Sustainability	
			Matrix Code:	ED Direct Financial Assistance to For-	National Objective: LMJ

**Activity to prevent, prepare for, and respond to Coronavirus:** No

**Initial Funding Date:** 10/05/2023

**Description:**

CDBG funds will be used by Steel Nutz to pay for working capital and employee retention due to the effects of the COVID-19 pandemic.

**Financing**

	Fund Type	Grant Year	Grant	Funded Amount	Drawn In Program Year	Drawn Thru Program Year
CDBG	EN	2019	B19UC060506	\$10,000.00	\$10,000.00	\$10,000.00
<b>Total</b>	<b>Total</b>			<b>\$10,000.00</b>	<b>\$10,000.00</b>	<b>\$10,000.00</b>

**Proposed Accomplishments**

Jobs : 1

**Actual Accomplishments**

*Number assisted:*

	Owner		Renter		Total		Person	
	Total	Hispanic	Total	Hispanic	Total	Hispanic	Total	Hispanic
White:	0	0	0	0	0	0	1	0
Black/African American:	0	0	0	0	0	0	0	0
Asian:	0	0	0	0	0	0	0	0
American Indian/Alaskan Native:	0	0	0	0	0	0	0	0
Native Hawaiian/Other Pacific Islander:	0	0	0	0	0	0	0	0
American Indian/Alaskan Native & White:	0	0	0	0	0	0	0	0
Asian White:	0	0	0	0	0	0	0	0
Black/African American & White:	0	0	0	0	0	0	0	0

American Indian/Alaskan Native & Black/African American:	0	0	0	0	0	0	0	0
Other multi-racial:	0	0	0	0	0	0	0	0
Asian/Pacific Islander:	0	0	0	0	0	0	0	0
Hispanic:	0	0	0	0	0	0	0	0
<b>Total:</b>	<b>0</b>	<b>0</b>	<b>0</b>	<b>0</b>	<b>0</b>	<b>0</b>	<b>1</b>	<b>0</b>

Female-headed Households: 0 0 0

*Income Category:*

	Owner	Renter	Total	Person
Extremely Low	0	0	0	0
Low Mod	0	0	0	0
Moderate	0	0	0	1
Non Low Moderate	0	0	0	0
Total	0	0	0	1
Percent Low/Mod				100.0%

**Annual Accomplishments**

Years	Accomplishment Narrative	# Benefitting
2023	10.5.2023 reprog \$10,000 from idis#6451, funding increased to \$10,000. This project is 100% complete. The County of Riverside used CDBG funds to pay for working capital and employee retention to Steel Nutz, Inc. due to the effects of the COVID-19 Pandemic. The Steel Nutz, Inc., located within the Cooperating City of Murrieta, CA, met the national objective of job retention [570.208 (a)(4)] for a period of at least six months.	

<b>PGM Year:</b>	2020	
<b>Project:</b>	0075 - 3.MR.59-20 - Murrieta Back to Business Grant Program	
<b>IDIS Activity:</b>	6740 - 3.MR.59-20-28 - Happiness Nails & Spa	
Status:	Completed 5/20/2024 6:07:08 PM	Objective: Create economic opportunities
Location:	24550 Village Walk Pl Ste D 39984 Quigley Road Murrieta, CA 92562 Murrieta, CA 92562-5258	Outcome: Sustainability
		Matrix Code: ED Direct Financial Assistance to For- National Objective: LMJ

**Activity to prevent, prepare for, and respond to Coronavirus:** No

**Initial Funding Date:** 10/05/2023

**Description:**

CDBG funds will be used by Happiness Nails & Spa to pay for working capital and employee retention due to the effects of the COVID-19 pandemic.

**Financing**

	Fund Type	Grant Year	Grant	Funded Amount	Drawn In Program Year	Drawn Thru Program Year
CDBG	EN	2019	B19UC060506	\$10,000.00	\$10,000.00	\$10,000.00
<b>Total</b>	<b>Total</b>			<b>\$10,000.00</b>	<b>\$10,000.00</b>	<b>\$10,000.00</b>

**Proposed Accomplishments**

Jobs : 1

**Actual Accomplishments**

	Owner		Renter		Total		Person	
<i>Number assisted:</i>	Total	Hispanic	Total	Hispanic	Total	Hispanic	Total	Hispanic
White:	0	0	0	0	0	0		0
Black/African American:	0	0	0	0	0	0	0	0
Asian:	0	0	0	0	0	0	1	0
American Indian/Alaskan Native:	0	0	0	0	0	0	0	0
Native Hawaiian/Other Pacific Islander:	0	0	0	0	0	0	0	0
American Indian/Alaskan Native & White:	0	0	0	0	0	0	0	0
Asian White:	0	0	0	0	0	0	0	0

Black/African American & White:	0	0	0	0	0	0	0	0
American Indian/Alaskan Native & Black/African American:	0	0	0	0	0	0	0	0
Other multi-racial:	0	0	0	0	0	0	0	0
Asian/Pacific Islander:	0	0	0	0	0	0	0	0
Hispanic:	0	0	0	0	0	0	0	0
<b>Total:</b>	<b>0</b>	<b>0</b>	<b>0</b>	<b>0</b>	<b>0</b>	<b>0</b>	<b>1</b>	<b>0</b>

Female-headed Households: 0 0 0

*Income Category:*

	Owner	Renter	Total	Person
Extremely Low	0	0	0	0
Low Mod	0	0	0	0
Moderate	0	0	0	1
Non Low Moderate	0	0	0	0
Total	0	0	0	1
Percent Low/Mod				100.0%

**Annual Accomplishments**

Years	Accomplishment Narrative	# Benefitting
2023	10.5.2023 reprog \$10,000 from idis#6451, funding increased to \$10,000. This project is 100% complete. The County of Riverside used CDBG funds to pay for working capital and employee retention to Happiness Nails & Spa due to the effects of the COVID-19 Pandemic. Happiness Nails & Spa, located within the Cooperating City of Murrieta, CA, met the national objective of job retention [570.208 (a)(4)] for a period of at least six months.	

<b>PGM Year:</b>	2020	
<b>Project:</b>	0075 - 3.MR.59-20 - Murrieta Back to Business Grant Program	
<b>IDIS Activity:</b>	6741 - 3.MR.59-20-29 - Pho Doa #1	
Status:	Completed 5/20/2024 6:42:38 PM	Objective: Create economic opportunities
Location:	39840 Los Alamos Rd, #D5 39840 Los Alamos Rd. Murrieta, CA 92562 Murrieta, CA 92562	Outcome: Sustainability
		Matrix Code: ED Direct Financial Assistance to For- National Objective: LMJ

**Activity to prevent, prepare for, and respond to Coronavirus:** No

**Initial Funding Date:** 10/05/2023

**Description:**

CDBG funds will be used by Pho Doa #1 to pay for working capital and employee retention due to the effects of the COVID-19 pandemic.

**Financing**

	Fund Type	Grant Year	Grant	Funded Amount	Drawn In Program Year	Drawn Thru Program Year
CDBG	EN	2019	B19UC060506	\$10,000.00	\$10,000.00	\$10,000.00
<b>Total</b>	<b>Total</b>			<b>\$10,000.00</b>	<b>\$10,000.00</b>	<b>\$10,000.00</b>

**Proposed Accomplishments**

Jobs : 1

**Actual Accomplishments**

*Number assisted:*

	Owner		Renter		Total		Person	
	Total	Hispanic	Total	Hispanic	Total	Hispanic	Total	Hispanic
White:	0	0	0	0	0	0	0	0
Black/African American:	0	0	0	0	0	0	0	0
Asian:	0	0	0	0	0	0	1	0
American Indian/Alaskan Native:	0	0	0	0	0	0	0	0
Native Hawaiian/Other Pacific Islander:	0	0	0	0	0	0	0	0



American Indian/Alaskan Native & White:	0	0	0	0	0	0	0	0
Asian White:	0	0	0	0	0	0	0	0
Black/African American & White:	0	0	0	0	0	0	0	0
American Indian/Alaskan Native & Black/African American:	0	0	0	0	0	0	0	0
Other multi-racial:	0	0	0	0	0	0	0	0
Asian/Pacific Islander:	0	0	0	0	0	0	0	0
Hispanic:	0	0	0	0	0	0	0	0
<b>Total:</b>	<b>0</b>	<b>0</b>	<b>0</b>	<b>0</b>	<b>0</b>	<b>0</b>	<b>1</b>	<b>0</b>

Female-headed Households: 0 0 0

*Income Category:*

	Owner	Renter	Total	Person
Extremely Low	0	0	0	0
Low Mod	0	0	0	0
Moderate	0	0	0	1
Non Low Moderate	0	0	0	0
Total	0	0	0	1
Percent Low/Mod				100.0%

**Annual Accomplishments**

Years	Accomplishment Narrative	# Benefitting
2023	10.5.2023 reprog \$10,000 from idis#6451, funding increased to \$10,000. This project is 100% complete. The County of Riverside used CDBG funds to pay for working capital and employee retention to Pho Dao #1 due to the effects of the COVID-19 Pandemic. Pho Dao #1, located within the Cooperating City of Murrieta, CA, met the national objective of job retention [570.208 (a)(4)] for a period of at least six months.	

<b>PGM Year:</b>	2020	
<b>Project:</b>	0075 - 3.MR.59-20 - Murrieta Back to Business Grant Program	
<b>IDIS Activity:</b>	6742 - 3.MR.59-20-21 - Me By Muna Inc. dba Elias Shoes	
Status:	Completed 5/20/2024 6:48:19 PM	Objective: Create economic opportunities
Location:	25128 Madison Ave Murrieta, CA 92562-8907	Outcome: Sustainability
		Matrix Code: ED Direct Financial Assistance to For- National Objective: LMJ

**Activity to prevent, prepare for, and respond to Coronavirus:** No

**Initial Funding Date:** 10/12/2023

**Description:**

CDBG funds will be used by Me By Muna Inc. dba Elias Shoes to pay for working capital and employee retention due to the effects of the COVID-19 pandemic.

**Financing**

	Fund Type	Grant Year	Grant	Funded Amount	Drawn In Program Year	Drawn Thru Program Year
CDBG	EN	2019	B19UC060506	\$10,000.00	\$10,000.00	\$10,000.00
<b>Total</b>	<b>Total</b>			<b>\$10,000.00</b>	<b>\$10,000.00</b>	<b>\$10,000.00</b>

**Proposed Accomplishments**

Jobs : 1

**Actual Accomplishments**

	Owner		Renter		Total		Person	
Number assisted:	Total	Hispanic	Total	Hispanic	Total	Hispanic	Total	Hispanic
White:	0	0	0	0	0	0		0
Black/African American:	0	0	0	0	0	0	0	0
Asian:	0	0	0	0	0	0	0	0

American Indian/Alaskan Native:	0	0	0	0	0	0	0	0
Native Hawaiian/Other Pacific Islander:	0	0	0	0	0	0	0	0
American Indian/Alaskan Native & White:	0	0	0	0	0	0	0	0
Asian White:	0	0	0	0	0	0	0	0
Black/African American & White:	0	0	0	0	0	0	0	0
American Indian/Alaskan Native & Black/African American:	0	0	0	0	0	0	0	0
Other multi-racial:	0	0	0	0	0	0	1	0
Asian/Pacific Islander:	0	0	0	0	0	0	0	0
Hispanic:	0	0	0	0	0	0	0	0
<b>Total:</b>	<b>0</b>	<b>0</b>	<b>0</b>	<b>0</b>	<b>0</b>	<b>0</b>	<b>1</b>	<b>0</b>

Female-headed Households: 0 0 0

*Income Category:*

	Owner	Renter	Total	Person
Extremely Low	0	0	0	0
Low Mod	0	0	0	0
Moderate	0	0	0	1
Non Low Moderate	0	0	0	0
Total	0	0	0	1
Percent Low/Mod				100.0%

**Annual Accomplishments**

Years	Accomplishment Narrative	# Benefitting
2023	10.12.2023 reprog \$10,000 from IDIS#6673, funding increased to \$10,000. This project is 100% complete. The County of Riverside used CDBG funds to pay for working capital and employee retention to Me by Muna Inc., dba Elias Shoes, due to the effects of the COVID-19 Pandemic. Me by Muna Inc., dba Elias Shoes, located within the Cooperating City of Murrieta, CA met the national objective of job retention [570.208 (a)(4)] for a period of at least six months.	

<b>PGM Year:</b>	2023	
<b>Project:</b>	0007 - 9.233-23 - CDBG Program Administration	
<b>IDIS Activity:</b>	6744 - 9.233-23 - CDBG Program Administration	
Status:	Open	Objective:
Location:	,	Outcome:
		Matrix Code: General Program Administration (21A) National Objective:

**Activity to prevent, prepare for, and respond to Coronavirus:** No

**Initial Funding Date:** 11/01/2023

**Description:**

CDBG administration funding provides staffing and overall program management, coordination, monitoring, and evaluation of the CDBG program.

**Financing**

	Fund Type	Grant Year	Grant	Funded Amount	Drawn In Program Year	Drawn Thru Program Year
CDBG	EN	2023	B23UC060506	\$1,287,630.00	\$175,080.54	\$175,080.54
<b>Total</b>	<b>Total</b>			<b>\$1,287,630.00</b>	<b>\$175,080.54</b>	<b>\$175,080.54</b>

**Proposed Accomplishments**

**Actual Accomplishments**

	Owner		Renter		Total		Person	
<i>Number assisted:</i>	Total	Hispanic	Total	Hispanic	Total	Hispanic	Total	Hispanic

White:	0	0							
Black/African American:	0	0							
Asian:	0	0							
American Indian/Alaskan Native:	0	0							
Native Hawaiian/Other Pacific Islander:	0	0							
American Indian/Alaskan Native & White:	0	0							
Asian White:	0	0							
Black/African American & White:	0	0							
American Indian/Alaskan Native & Black/African American:	0	0							
Other multi-racial:	0	0							
Asian/Pacific Islander:	0	0							
Hispanic:	0	0							
<b>Total:</b>	<b>0</b>	<b>0</b>	<b>0</b>	<b>0</b>	<b>0</b>	<b>0</b>	<b>0</b>	<b>0</b>	<b>0</b>

Female-headed Households: 0

Income Category:

	Owner	Renter	Total	Person
Extremely Low			0	
Low Mod			0	
Moderate			0	
Non Low Moderate			0	
Total	0	0	0	0
Percent Low/Mod				

Annual Accomplishments

No data returned for this view. This might be because the applied filter excludes all data.

PGM Year:	2023	
Project:	0008 - 9.234-23 - Fair Housing Council of Riverside County, Inc.	
IDIS Activity:	6745 - 9.234-23 - Fair Housing Council of Riverside County, Inc.	
Status:	Open	Objective:
Location:	,	Outcome:
		Matrix Code: Fair Housing Activities (subject to 20% National Objective:

Activity to prevent, prepare for, and respond to Coronavirus: No

Initial Funding Date: 11/01/2023

Description:

The program provides a vital range of "no-cost" fair housing services to eligible clientele throughout the County's Urban County program area. Services are provided to persons victimized and affected by illegal housing practices. CDBG funds will be used for program administrative expenses to promote open, inclusive, and cooperative community living.

Financing

	Fund Type	Grant Year	Grant	Funded Amount	Drawn In Program Year	Drawn Thru Program Year
CDBG	EN	2023	B23UC060506	\$135,000.00	\$94,888.84	\$94,888.84
<b>Total</b>	<b>Total</b>			<b>\$135,000.00</b>	<b>\$94,888.84</b>	<b>\$94,888.84</b>

Proposed Accomplishments

Actual Accomplishments

	Owner		Renter		Total		Person	
Number assisted:	Total	Hispanic	Total	Hispanic	Total	Hispanic	Total	Hispanic

White:	0	0							
Black/African American:	0	0							
Asian:	0	0							
American Indian/Alaskan Native:	0	0							
Native Hawaiian/Other Pacific Islander:	0	0							
American Indian/Alaskan Native & White:	0	0							
Asian White:	0	0							
Black/African American & White:	0	0							
American Indian/Alaskan Native & Black/African American:	0	0							
Other multi-racial:	0	0							
Asian/Pacific Islander:	0	0							
Hispanic:	0	0							
<b>Total:</b>	<b>0</b>	<b>0</b>	<b>0</b>	<b>0</b>	<b>0</b>	<b>0</b>	<b>0</b>	<b>0</b>	<b>0</b>

Female-headed Households: 0

Income Category:

	Owner	Renter	Total	Person
Extremely Low			0	
Low Mod			0	
Moderate			0	
Non Low Moderate			0	
Total	0	0	0	0
Percent Low/Mod				

Annual Accomplishments

No data returned for this view. This might be because the applied filter excludes all data.

PGM Year:	2023								
Project:	0009 - 9.235-23 - Countywide Public Facility Project								
IDIS Activity:	6746 - 9.235-23 - Countywide Public Facility Project								
Status:	Canceled 11/13/2023 7:00:01 PM				Objective:	Create suitable living environments			
Location:	3403 10th St Ste 300 Riverside, CA 92501-3659				Outcome:	Sustainability			
					Matrix Code:	Other Public Improvements Not Listed	National Objective:	LMC	

Activity to prevent, prepare for, and respond to Coronavirus: No

Initial Funding Date: 11/01/2023

Description:

The County will use CDBG funds for activity delivery costs and public facility projects that benefit low-income individuals throughout the County. In addition, as specific eligible projects are identified, the County will proceed with a substantial amendment to the 2023-2024 One Year Action Plan pursuant to the Citizen Participation Plan.

Financing

No data returned for this view. This might be because the applied filter excludes all data.

Proposed Accomplishments

People (General) : 1

Actual Accomplishments

	Owner		Renter		Total		Person	
Number assisted:	Total	Hispanic	Total	Hispanic	Total	Hispanic	Total	Hispanic

White:	0	0	0	0	0	0	0	0
Black/African American:	0	0	0	0	0	0	0	0
Asian:	0	0	0	0	0	0	0	0
American Indian/Alaskan Native:	0	0	0	0	0	0	0	0
Native Hawaiian/Other Pacific Islander:	0	0	0	0	0	0	0	0
American Indian/Alaskan Native & White:	0	0	0	0	0	0	0	0
Asian White:	0	0	0	0	0	0	0	0
Black/African American & White:	0	0	0	0	0	0	0	0
American Indian/Alaskan Native & Black/African American:	0	0	0	0	0	0	0	0
Other multi-racial:	0	0	0	0	0	0	0	0
Asian/Pacific Islander:	0	0	0	0	0	0	0	0
Hispanic:	0	0	0	0	0	0	0	0
<b>Total:</b>	<b>0</b>	<b>0</b>	<b>0</b>	<b>0</b>	<b>0</b>	<b>0</b>	<b>0</b>	<b>0</b>

Female-headed Households: 0 0 0

*Income Category:*

	Owner	Renter	Total	Person
Extremely Low	0	0	0	0
Low Mod	0	0	0	0
Moderate	0	0	0	0
Non Low Moderate	0	0	0	0
Total	0	0	0	0
Percent Low/Mod				

**Annual Accomplishments**

Years	Accomplishment Narrative	# Benefitting
2023	2023-24 funding \$668,323. 11.13.2023 reprog \$668,323 to unencumbered for tracking, cannot leave in a pass-thru project, funding reduced to \$0, project canceled.	

<b>PGM Year:</b>	2023	
<b>Project:</b>	0010 - 9.236-23 - Countywide Road Improvement Project	
<b>IDIS Activity:</b>	6747 - 9.236-23 - Countywide Road Improvement Project	
Status:	Canceled 11/14/2023 11:24:06 AM	Objective: Create suitable living environments
Location:	3403 10th St Ste 300 Riverside, CA 92501-3659	Outcome: Sustainability
		Matrix Code: Other Public Improvements Not Listed National Objective: LMC

**Activity to prevent, prepare for, and respond to Coronavirus:** No

**Initial Funding Date:** 11/01/2023

**Description:**

The County will use CDBG funds for road, street, sidewalk, and related improvement projects that benefit low-income individuals throughout the County. In addition, as specific eligible projects are identified, the County will proceed with a substantial amendment to the 2023-2024 One Year Action Plan pursuant to the Citizen Participation Plan. Eligible expenses include design, engineering, construction, and activity delivery costs.

**Financing**

No data returned for this view. This might be because the applied filter excludes all data.

**Proposed Accomplishments**

People (General) : 1

**Actual Accomplishments**

	Owner	Renter	Total	Person
Number assisted:				

	Total	Hispanic	Total	Hispanic	Total	Hispanic	Total	Hispanic
White:	0	0	0	0	0	0		0
Black/African American:	0	0	0	0	0	0	0	0
Asian:	0	0	0	0	0	0	0	0
American Indian/Alaskan Native:	0	0	0	0	0	0	0	0
Native Hawaiian/Other Pacific Islander:	0	0	0	0	0	0	0	0
American Indian/Alaskan Native & White:	0	0	0	0	0	0	0	0
Asian White:	0	0	0	0	0	0	0	0
Black/African American & White:	0	0	0	0	0	0	0	0
American Indian/Alaskan Native & Black/African American:	0	0	0	0	0	0	0	0
Other multi-racial:	0	0	0	0	0	0	0	0
Asian/Pacific Islander:	0	0	0	0	0	0	0	0
Hispanic:	0	0	0	0	0	0	0	0
<b>Total:</b>	<b>0</b>	<b>0</b>	<b>0</b>	<b>0</b>	<b>0</b>	<b>0</b>	<b>0</b>	<b>0</b>
Female-headed Households:	0		0		0			

*Income Category:*

	Owner	Renter	Total	Person
Extremely Low	0	0	0	0
Low Mod	0	0	0	0
Moderate	0	0	0	0
Non Low Moderate	0	0	0	0
Total	0	0	0	0
Percent Low/Mod				

**Annual Accomplishments**

Years	Accomplishment Narrative	# Benefitting
2023	2023-24 funding \$668,323. 11.14.2023 reprog \$668,323 to unencumbered for tracking, cannot leave in a pass-thru project, funding reduced to \$0, project canceled.	

<b>PGM Year:</b>	2023	
<b>Project:</b>	0011 - 9.237-23 - Home Enhancement Program	
<b>IDIS Activity:</b>	6748 - 9.237-23 - Home Enhancement Program	
Status:	Open	Objective: Provide decent affordable housing
Location:	3403 10th St Ste 300 Riverside, CA 92501-3659	Outcome: Affordability
		Matrix Code: Rehab; Single-Unit Residential (14A) National Objective: LMH

**Activity to prevent, prepare for, and respond to Coronavirus: No**

**Initial Funding Date:** 11/02/2023

**Description:**

CDBG funds will be used to pay for costs associated with grants to assist homeowners with rehabilitating stick-built and modular (attached to private land) owner-occupied single-family residences. Grants are for the costs of exterior rehabilitation relative to a property's health, safety, and Housing Quality Standards as defined by the U.S. Department of Housing and Urban Development.

**Financing**

	Fund Type	Grant Year	Grant	Funded Amount	Drawn In Program Year	Drawn Thru Program Year
CDBG	EN	2020	B20UC060506	\$73,531.00	\$0.00	\$0.00
		2022	B22UC060506	\$279,634.87	\$0.00	\$0.00
		2023	B23UC060506	\$127,192.00	\$0.00	\$0.00
<b>Total</b>	<b>Total</b>			<b>\$480,357.87</b>	<b>\$0.00</b>	<b>\$0.00</b>

**Proposed Accomplishments**

Housing Units : 12  
**Actual Accomplishments**

Number assisted:	Owner		Renter		Total		Person	
	Total	Hispanic	Total	Hispanic	Total	Hispanic	Total	Hispanic
White:	0	0	0	0	0	0		0
Black/African American:	0	0	0	0	0	0	0	0
Asian:	0	0	0	0	0	0	0	0
American Indian/Alaskan Native:	0	0	0	0	0	0	0	0
Native Hawaiian/Other Pacific Islander:	0	0	0	0	0	0	0	0
American Indian/Alaskan Native & White:	0	0	0	0	0	0	0	0
Asian White:	0	0	0	0	0	0	0	0
Black/African American & White:	0	0	0	0	0	0	0	0
American Indian/Alaskan Native & Black/African American:	0	0	0	0	0	0	0	0
Other multi-racial:	0	0	0	0	0	0	0	0
Asian/Pacific Islander:	0	0	0	0	0	0	0	0
Hispanic:	0	0	0	0	0	0	0	0
<b>Total:</b>	<b>0</b>	<b>0</b>	<b>0</b>	<b>0</b>	<b>0</b>	<b>0</b>	<b>0</b>	<b>0</b>
Female-headed Households:	0		0		0			

*Income Category:*

	Owner	Renter	Total	Person
Extremely Low	0	0	0	0
Low Mod	0	0	0	0
Moderate	0	0	0	0
Non Low Moderate	0	0	0	0
Total	0	0	0	0
Percent Low/Mod				

**Annual Accomplishments**

Years	Accomplishment Narrative	# Benefitting
2023	2023-24 funding \$400,000. 12.4.2023 reprog \$250,000 to idis#6827 for ADC, funding decreased to \$150,000. 2.7.2024 reprog \$8,485 to idis#6723, funding decreased to \$141,515. 4.19.2024 reprog \$275,529 (4.DHS.36-22 city canceled) from unencumbered, funding increased to \$417,044. 6.5.2024 reprog \$2,398.90 from idis#6635, funding increased to \$419,442.90. 6.24.2024 reprog \$28,298.03 to idis#6814, funding decreased to \$391,144.87. 7.17.2024 reprog \$9,995.00 to idis#6805, funding decreased to \$381,149.87. 7.18.2024 reprog \$4,503.00 to idis#6823, funding decreased to \$376,646.87. 7.18.2024 reprog \$9,820.00 to idis#6826, funding decreased to \$366,826.87. 8.15.2024 reprog \$14,934 from idis#6726, funding increased to \$381,760.87. 8.16.2024 reprog \$6,872 from idis#6727, funding increased to \$388,632.87. 8.16.2024 reprog \$11,725 from idis#6812, funding increased to \$400,357.87. 8.16.2024 reprog \$40,000 from idis#6815, funding increased to \$440,357.87. 8.19.2024 reprog \$40,000 from idis#6821, funding increased to \$480,357.87. Accomplishments will be reported under each rehab activity.	

<b>PGM Year:</b>	2023	
<b>Project:</b>	0012 - 9.238-23 - Idyllwild Help Center	
<b>IDIS Activity:</b>	6749 - 9.238-23 - Idyllwild Help Center	
Status:	Completed 5/17/2024 5:15:48 PM	Objective: Create suitable living environments
Location:	26330 Highway 243 Idyllwild, CA 92549	Outcome: Availability/accessibility
		Matrix Code: Other Public Services Not Listed in 05A
		National Objective: LMC

**Activity to prevent, prepare for, and respond to Coronavirus:** No  
**Initial Funding Date:** 11/02/2023  
**Description:**

The Idyllwild HELP Center provides food, clothing, firewood, utility assistance, and healthcare/mental health counseling to low-income persons in the Idyllwild, Pine Cove, Fern Valley, and Mountain Center communities. CDBG funds will be used for staff salaries (direct costs) and other program-related expenses.

Financing

	Fund Type	Grant Year	Grant	Funded Amount	Drawn In Program Year	Drawn Thru Program Year
CDBG	EN	2023	B23UC060506	\$10,000.00	\$10,000.00	\$10,000.00
Total	Total			\$10,000.00	\$10,000.00	\$10,000.00

Proposed Accomplishments

People (General) : 125

Actual Accomplishments

	Owner		Renter		Total		Person	
Number assisted:	Total	Hispanic	Total	Hispanic	Total	Hispanic	Total	Hispanic
White:	0	0	0	0	0	0	111	0
Black/African American:	0	0	0	0	0	0	0	0
Asian:	0	0	0	0	0	0	1	0
American Indian/Alaskan Native:	0	0	0	0	0	0	0	0
Native Hawaiian/Other Pacific Islander:	0	0	0	0	0	0	0	0
American Indian/Alaskan Native & White:	0	0	0	0	0	0	17	0
Asian White:	0	0	0	0	0	0	0	0
Black/African American & White:	0	0	0	0	0	0	5	0
American Indian/Alaskan Native & Black/African American:	0	0	0	0	0	0	0	0
Other multi-racial:	0	0	0	0	0	0	5	0
Asian/Pacific Islander:	0	0	0	0	0	0	0	0
Hispanic:	0	0	0	0	0	0	0	0
Total:	0	0	0	0	0	0	139	0
Female-headed Households:	0		0		0			

Income Category:

	Owner	Renter	Total	Person
Extremely Low	0	0	0	0
Low Mod	0	0	0	102
Moderate	0	0	0	37
Non Low Moderate	0	0	0	0
Total	0	0	0	139
Percent Low/Mod				100.0%

Annual Accomplishments

Years	Accomplishment Narrative	# Benefitting
2023	2023-24 funding \$10,000. The project is 100% complete. Idyllwild HELP Center provided food to low-income persons residing in Idyllwild, Pine Cove Fern Valley, and Mountain Center Communities to create a suitable living environment. The Center used CDBG funds to pay for staff salaries (direct cost). By providing availability, the Center met the national objective of benefiting 139 low-income persons. Leverage funding was from federal, local, and private sources.	

PGM Year:	2023	
Project:	0013 - 0.250-23 - Operation School Bell	
IDIS Activity:	6750 - 0.250-23 - Operation School Bell	
Status:	Completed 8/14/2024 7:53:06 PM	Objective: Create suitable living environments
Location:	28720 Via Montezuma Temecula, CA 92590-2510	Outcome: Availability/accessibility
		Matrix Code: Other Public Services Not Listed in 05A- National Objective: LMC



Activity to prevent, prepare for, and respond to Coronavirus: No

Initial Funding Date: 11/02/2023

**Description:**

Operation School Bell will use CDBG funds to provide school supplies, new clothing, and shoes to children and youth ages 4-17 from low-income families at multiple shopping events for eligible children.

**Financing**

	Fund Type	Grant Year	Grant	Funded Amount	Drawn In Program Year	Drawn Thru Program Year
CDBG	EN	2023	B23UC060506	\$78,657.00	\$78,657.00	\$78,657.00
<b>Total</b>	<b>Total</b>			<b>\$78,657.00</b>	<b>\$78,657.00</b>	<b>\$78,657.00</b>

**Proposed Accomplishments**

People (General) : 400

**Actual Accomplishments**

	Owner		Renter		Total		Person	
Number assisted:	Total	Hispanic	Total	Hispanic	Total	Hispanic	Total	Hispanic
White:	0	0	0	0	0	0	432	318
Black/African American:	0	0	0	0	0	0	72	36
Asian:	0	0	0	0	0	0	10	7
American Indian/Alaskan Native:	0	0	0	0	0	0	33	29
Native Hawaiian/Other Pacific Islander:	0	0	0	0	0	0	7	2
American Indian/Alaskan Native & White:	0	0	0	0	0	0	3	2
Asian White:	0	0	0	0	0	0	13	0
Black/African American & White:	0	0	0	0	0	0	10	0
American Indian/Alaskan Native & Black/African American:	0	0	0	0	0	0	4	0
Other multi-racial:	0	0	0	0	0	0	42	0
Asian/Pacific Islander:	0	0	0	0	0	0	0	0
Hispanic:	0	0	0	0	0	0	0	0
<b>Total:</b>	<b>0</b>	<b>0</b>	<b>0</b>	<b>0</b>	<b>0</b>	<b>0</b>	<b>626</b>	<b>394</b>
Female-headed Households:	0		0		0			

*Income Category:*

	Owner	Renter	Total	Person
Extremely Low	0	0	0	293
Low Mod	0	0	0	237
Moderate	0	0	0	96
Non Low Moderate	0	0	0	0
Total	0	0	0	626
Percent Low/Mod				100.0%

**Annual Accomplishments**

Years	Accomplishment Narrative	# Benefitting
2023	2023-24 funding \$78,657. This project is 100% complete. Operation School Bell provided school supplies, new clothing, and shoes for youth from low-income families that reside in the 1st and 3rd districts for the purpose of creating a suitable living environment. OSB used CDBG funds for financial scholarships. OSB met the national objective of benefiting 1,700 low-income individuals. Leverage funding was from local, private, and donations.	

<b>PGM Year:</b>	2023	
<b>Project:</b>	0014 - 0.251-23 - Cancer Support Services	
<b>IDIS Activity:</b>	6751 - 0.251-23 - Cancer Support Services	
Status:	Completed 5/17/2024 3:10:54 PM	Objective: Create suitable living environments
Location:	41699 Winchester Rd Temecula, CA 92590-4882	Outcome: Availability/accessibility

Matrix Code: Health Services (05M)

National Objective: LMC

Activity to prevent, prepare for, and respond to Coronavirus: No

Initial Funding Date: 11/03/2023

**Description:**

The Cancer Support Services Program provides cancer awareness, support, and medical services to low-income cancer patients and their families. The program offers free and low-cost mammograms and diagnostic breast health services for residents of Southwest Riverside County who are either uninsured or underinsured. CDBG funds will be used for salaries (direct cost counseling, referrals, testing, screening, and other program-related expenses.

**Financing**

	Fund Type	Grant Year	Grant	Funded Amount	Drawn In Program Year	Drawn Thru Program Year
CDBG	EN	2023	B23UC060506	\$6,414.55	\$6,414.55	\$6,414.55
<b>Total</b>	<b>Total</b>			<b>\$6,414.55</b>	<b>\$6,414.55</b>	<b>\$6,414.55</b>

**Proposed Accomplishments**

People (General) : 990

**Actual Accomplishments**

	Owner		Renter		Total		Person	
Number assisted:	Total	Hispanic	Total	Hispanic	Total	Hispanic	Total	Hispanic
White:	0	0	0	0	0	0	62	26
Black/African American:	0	0	0	0	0	0	19	1
Asian:	0	0	0	0	0	0	10	0
American Indian/Alaskan Native:	0	0	0	0	0	0	3	0
Native Hawaiian/Other Pacific Islander:	0	0	0	0	0	0	6	0
American Indian/Alaskan Native & White:	0	0	0	0	0	0	1	0
Asian White:	0	0	0	0	0	0	0	0
Black/African American & White:	0	0	0	0	0	0	1	1
American Indian/Alaskan Native & Black/African American:	0	0	0	0	0	0	1	0
Other multi-racial:	0	0	0	0	0	0	11	0
Asian/Pacific Islander:	0	0	0	0	0	0	0	0
Hispanic:	0	0	0	0	0	0	0	0
<b>Total:</b>	<b>0</b>	<b>0</b>	<b>0</b>	<b>0</b>	<b>0</b>	<b>0</b>	<b>114</b>	<b>28</b>
Female-headed Households:	0		0		0			

**Income Category:**

	Owner	Renter	Total	Person
Extremely Low	0	0	0	0
Low Mod	0	0	0	86
Moderate	0	0	0	14
Non Low Moderate	0	0	0	14
Total	0	0	0	114
Percent Low/Mod				87.7%

**Annual Accomplishments**

Years	Accomplishment Narrative	# Benefitting
2023	2023-24 funding \$34,000. 5.9.2024 reprog \$27,585.45 to idis#6785, funding decreased to \$6,414.55. Project Complete 4/19/24. Michelle's Place Cancer Resource Center provided behavioral health services and counseling to 114 individuals for the purpose of creating a suitable living environment by providing resources for counseling, breast health services, and testing. Leverage funding was from Local and private agencies.	

PGM Year: 2023

Project: 0015 - 0.252-23 - H.O.P.E Pantry Program

<b>IDIS Activity:</b>	6752 - 0.252-23 - H.O.P.E Pantry Program				
Status:	Completed 8/14/2024 8:02:21 PM		Objective:	Create suitable living environments	
Location:	506 W Minthorn St Lake Elsinore, CA 92530-2807		Outcome:	Availability/accessibility	
			Matrix Code:	Food Banks (05W)	National Objective: LMC

Activity to prevent, prepare for, and respond to Coronavirus: No

Initial Funding Date: 11/03/2023

**Description:**

HOPE provides meals to needy families, seniors, and homeless persons in Lake Elsinore, Sedco Hills, Canyon Lake, Wildomar, and Lakeland Village. CDBG funds will be used for consumable supplies, space costs, utilities, food, transportation, and operational costs.

**Financing**

	Fund Type	Grant Year	Grant	Funded Amount	Drawn In Program Year	Drawn Thru Program Year
CDBG	EN	2023	B23UC060506	\$109,254.00	\$109,254.00	\$109,254.00
<b>Total</b>	<b>Total</b>			<b>\$109,254.00</b>	<b>\$109,254.00</b>	<b>\$109,254.00</b>

**Proposed Accomplishments**

People (General) : 3,500

**Actual Accomplishments**

	Owner		Renter		Total		Person	
	Total	Hispanic	Total	Hispanic	Total	Hispanic	Total	Hispanic
Number assisted:								
White:	0	0	0	0	0	0	3,476	2,171
Black/African American:	0	0	0	0	0	0	458	253
Asian:	0	0	0	0	0	0	168	102
American Indian/Alaskan Native:	0	0	0	0	0	0	83	18
Native Hawaiian/Other Pacific Islander:	0	0	0	0	0	0	48	8
American Indian/Alaskan Native & White:	0	0	0	0	0	0	8	2
Asian White:	0	0	0	0	0	0	22	4
Black/African American & White:	0	0	0	0	0	0	321	272
American Indian/Alaskan Native & Black/African American:	0	0	0	0	0	0	35	33
Other multi-racial:	0	0	0	0	0	0	173	0
Asian/Pacific Islander:	0	0	0	0	0	0	0	0
Hispanic:	0	0	0	0	0	0	0	0
<b>Total:</b>	<b>0</b>	<b>0</b>	<b>0</b>	<b>0</b>	<b>0</b>	<b>0</b>	<b>4,792</b>	<b>2,863</b>
Female-headed Households:	0		0		0			

*Income Category:*

	Owner	Renter	Total	Person
Extremely Low	0	0	0	4,491
Low Mod	0	0	0	242
Moderate	0	0	0	28
Non Low Moderate	0	0	0	31
Total	0	0	0	4,792
Percent Low/Mod				99.4%

**Annual Accomplishments**

Years	Accomplishment Narrative	# Benefitting
-------	--------------------------	---------------

2023 2023-24 funding \$69,254. 4.30.2024 reprog \$40,000 from unencumbered, funding increased to \$109,254. Project Complete 6/18/2024. Helping our People Elsinore, Inc (H.O.P.E.) provided meals and clothing to low-income families, seniors, and homeless persons in Lake Elsinore, Sedco Hills, Canyon Lake, Wildomar, and Lakeland Village areas area for the purpose of providing a suitable living environment. CDBG funds were used for consumable supplies, space costs, utilities, transportation, operational costs, and food. By providing access to these services, H.O.P.E. met the national objective of benefiting approximately 3545 low- to moderate-income individuals. Leverage funding was provided from provider funding sources and donations.

**PGM Year:** 2023  
**Project:** 0016 - 0.253-23 - Navigation Center  
**IDIS Activity:** 6753 - 0.253-23 - Navigation Center  
**Status:** Completed 5/17/2024 3:24:40 PM  
**Location:** 66 S San Gorgonio Ave Ste 6 Banning, CA 92220-6020  
**Objective:** Create suitable living environments  
**Outcome:** Availability/accessibility  
**Matrix Code:** Other Public Services Not Listed in 05A  
**National Objective:** LMC

**Activity to prevent, prepare for, and respond to Coronavirus:** No  
**Initial Funding Date:** 11/03/2023

**Description:**  
Faith In Action assists with the short-term and long-term needs of the low-income and homeless population in the San Gorgonio Pass. The Banning Navigation Center project will provide outreach, navigation services, and case management to eligible individuals. CDBG funds will be used for rent, utilities, staff salaries (direct cost), consumable supplies, and other program-related expenses.

#### Financing

	Fund Type	Grant Year	Grant	Funded Amount	Drawn In Program Year	Drawn Thru Program Year
CDBG	EN	2023	B23UC060506	\$24,850.00	\$24,850.00	\$24,850.00
<b>Total</b>	<b>Total</b>			<b>\$24,850.00</b>	<b>\$24,850.00</b>	<b>\$24,850.00</b>

#### Proposed Accomplishments

People (General) : 50

#### Actual Accomplishments

Number assisted:

	Owner		Renter		Total		Person	
	Total	Hispanic	Total	Hispanic	Total	Hispanic	Total	Hispanic
White:	0	0	0	0	0	0	64	34
Black/African American:	0	0	0	0	0	0	16	0
Asian:	0	0	0	0	0	0	3	0
American Indian/Alaskan Native:	0	0	0	0	0	0	3	1
Native Hawaiian/Other Pacific Islander:	0	0	0	0	0	0	0	0
American Indian/Alaskan Native & White:	0	0	0	0	0	0	2	0
Asian White:	0	0	0	0	0	0	0	0
Black/African American & White:	0	0	0	0	0	0	1	0
American Indian/Alaskan Native & Black/African American:	0	0	0	0	0	0	0	0
Other multi-racial:	0	0	0	0	0	0	3	0
Asian/Pacific Islander:	0	0	0	0	0	0	0	0
Hispanic:	0	0	0	0	0	0	0	0
<b>Total:</b>	<b>0</b>	<b>0</b>	<b>0</b>	<b>0</b>	<b>0</b>	<b>0</b>	<b>92</b>	<b>35</b>
Female-headed Households:	0		0		0			

Income Category:

	Owner	Renter	Total	Person
Extremely Low	0	0	0	0
Low Mod	0	0	0	92
Moderate	0	0	0	0

Non Low Moderate	0	0	0	0
Total	0	0	0	92
Percent Low/Mod				100.0%

#### Annual Accomplishments

Years	Accomplishment Narrative	# Benefitting
2023	2023-24 funding \$19,850. 11.27.2023 reprog \$5,000 from unencumbered, funding increased to \$24,850. Project Complete 04/15/2024. Faith in Action provided assistance to 92 clients for the purpose of providing a suitable living environment for homeless individuals and families. FIA provided navigation services to include outreach services, case management, job and housing search for low income and homeless individuals and families. The center was able to serve additional clients utilizing match funding. Leverage funding was from Federal, State, and local funding.	

<b>PGM Year:</b>	2023	
<b>Project:</b>	0017 - 0.254-23 - Riverside County Court Appointed Special Advocate (CASA) Program	
<b>IDIS Activity:</b>	6754 - 0.254-23 - Riverside County Court Appointed Special Advocate (CASA) Program	
<b>Status:</b>	Completed 5/17/2024 5:06:21 PM	<b>Objective:</b> Provide decent affordable housing
<b>Location:</b>	11870 Pierce St Ste 260 Riverside, CA 92505-6601	<b>Outcome:</b> Affordability
		<b>Matrix Code:</b> Abused and Neglected Children (05N) <b>National Objective:</b> LMC

**Activity to prevent, prepare for, and respond to Coronavirus:** No

**Initial Funding Date:** 11/03/2023

#### Description:

Voices for Children, Court Appointed Special Advocate (CASA) program provides volunteers requested by a judge to represent the best interests of an abused neglected child in court. These trained volunteers independently investigate an abused child's circumstances, report findings to the Courts, monitor the delivery of services, and advocate on the Child's behalf throughout the process. CDBG funds will be used for staff salaries/benefits (direct cost).

#### Financing

	Fund Type	Grant Year	Grant	Funded Amount	Drawn In Program Year	Drawn Thru Program Year
CDBG	EN	2023	B23UC060506	\$90,000.00	\$90,000.00	\$90,000.00
<b>Total</b>	<b>Total</b>			<b>\$90,000.00</b>	<b>\$90,000.00</b>	<b>\$90,000.00</b>

#### Proposed Accomplishments

People (General) : 4

#### Actual Accomplishments

Number assisted:

	Owner		Renter		Total		Person	
	Total	Hispanic	Total	Hispanic	Total	Hispanic	Total	Hispanic
White:	0	0	0	0	0	0	32	19
Black/African American:	0	0	0	0	0	0	11	1
Asian:	0	0	0	0	0	0	0	0
American Indian/Alaskan Native:	0	0	0	0	0	0	0	0
Native Hawaiian/Other Pacific Islander:	0	0	0	0	0	0	0	0
American Indian/Alaskan Native & White:	0	0	0	0	0	0	0	0
Asian White:	0	0	0	0	0	0	0	0
Black/African American & White:	0	0	0	0	0	0	0	0
American Indian/Alaskan Native & Black/African American:	0	0	0	0	0	0	0	0
Other multi-racial:	0	0	0	0	0	0	2	0
Asian/Pacific Islander:	0	0	0	0	0	0	0	0
Hispanic:	0	0	0	0	0	0	0	0
<b>Total:</b>	<b>0</b>	<b>0</b>	<b>0</b>	<b>0</b>	<b>0</b>	<b>0</b>	<b>45</b>	<b>20</b>
Female-headed Households:	0		0		0			

Income Category:

	Owner	Renter	Total	Person
Extremely Low	0	0	0	45
Low Mod	0	0	0	0
Moderate	0	0	0	0
Non Low Moderate	0	0	0	0
Total	0	0	0	45
Percent Low/Mod				100.0%

Annual Accomplishments

Years	Accomplishment Narrative	# Benefitting
2023	2023-24 funding \$90,000. Project complete as of 04/24/2024. Voices for Children assisted 45 unduplicated clients by training and matching 45 new CASA volunteers who provided advocate services to abused or neglected children through the Riverside County communities and cities. VFC's recruitment team conducted virtual presentations to interested community groups and created new partnerships. Voices for Children met the national objective by providing accessibility/availability to a suitable living environment for 45 eligible clients. The Sponsor provided trained volunteers who are requested by a judge to represent the best interests of an abused or neglected child in court. These trained volunteers independently investigate an abused child's circumstances, report findings to the Courts, monitor the delivery of services, and advocate on the child's behalf throughout the process, for the purpose of creating a suitable living environment. The Sponsor used CDBG funds to pay for staff salaries/benefits (direct costs). By providing availability and accessibility with this unique program, the Sponsor met the national objective of benefiting 28 low- to moderate-income individuals. Leveraged funding came from private and local funding.	

PGM Year:	2023	
Project:	0018 - 0.255-23 - SAFE and Healthy Families	
IDIS Activity:	6755 - 0.255-23 - SAFE and Healthy Families	
Status:	Completed 5/17/2024 3:04:18 PM	Objective: Create suitable living environments
Location:	28910 Pujol St Temecula, CA 92590-6700	Outcome: Availability/accessibility
		Matrix Code: Services for victims of domestic National Objective: LMC

Activity to prevent, prepare for, and respond to Coronavirus: No

Initial Funding Date: 11/03/2023

Description:

SAFE Violence Prevention for Healthy Families Program provides referral services for victims of domestic violence. CDBG funds will be used for staff salaries/benefits (direct cost).

Financing

	Fund Type	Grant Year	Grant	Funded Amount	Drawn In Program Year	Drawn Thru Program Year
CDBG	EN	2023	B23UC060506	\$26,000.00	\$26,000.00	\$26,000.00
<b>Total</b>	<b>Total</b>			<b>\$26,000.00</b>	<b>\$26,000.00</b>	<b>\$26,000.00</b>

Proposed Accomplishments

People (General) : 7

Actual Accomplishments

	Owner		Renter		Total		Person	
Number assisted:	Total	Hispanic	Total	Hispanic	Total	Hispanic	Total	Hispanic
White:	0	0	0	0	0	0	313	150
Black/African American:	0	0	0	0	0	0	44	3
Asian:	0	0	0	0	0	0	10	0
American Indian/Alaskan Native:	0	0	0	0	0	0	2	1
Native Hawaiian/Other Pacific Islander:	0	0	0	0	0	0	2	0
American Indian/Alaskan Native & White:	0	0	0	0	0	0	4	2
Asian White:	0	0	0	0	0	0	5	0

Black/African American & White:	0	0	0	0	0	0	4	0
American Indian/Alaskan Native & Black/African American:	0	0	0	0	0	0	3	2
Other multi-racial:	0	0	0	0	0	0	128	0
Asian/Pacific Islander:	0	0	0	0	0	0	0	0
Hispanic:	0	0	0	0	0	0	0	0
<b>Total:</b>	<b>0</b>	<b>0</b>	<b>0</b>	<b>0</b>	<b>0</b>	<b>0</b>	<b>515</b>	<b>158</b>

Female-headed Households: 0 0 0

*Income Category:*

	Owner	Renter	Total	Person
Extremely Low	0	0	0	0
Low Mod	0	0	0	515
Moderate	0	0	0	0
Non Low Moderate	0	0	0	0
Total	0	0	0	515
Percent Low/Mod				100.0%

**Annual Accomplishments**

Years	Accomplishment Narrative	# Benefitting
2023	2023-24 funding \$26,000. Project Complete 4/19/24. Safe Family Justice Center provided assistance to 515 clients who were victims of domestic violence and referred services to counseling for the purpose of a suitable living environment. Leverage funding was from private and fees.	

<b>PGM Year:</b>	2023	
<b>Project:</b>	0019 - 0.256-23 - Home Enhancement Program	
<b>IDIS Activity:</b>	6756 - 0.256-23 - Home Enhancement Program	
Status:	Open	Objective: Provide decent affordable housing
Location:	3403 10th St Ste 300 Riverside, CA 92501-3659	Outcome: Affordability
		Matrix Code: Rehab; Single-Unit Residential (14A) National Objective: LMH

**Activity to prevent, prepare for, and respond to Coronavirus:** No

**Initial Funding Date:** 11/03/2023

**Description:**

CDBG funds will be used to pay for costs associated with grants to assist homeowners with rehabilitating stick-built and modular (attached to private land) owner-occupied single-family residences. Grants are for the costs of exterior rehabilitation relative to a property's health, safety, and Housing Quality Standards as defined by the U.S. Department of Housing and Urban Development.

**Financing**

	Fund Type	Grant Year	Grant	Funded Amount	Drawn In Program Year	Drawn Thru Program Year
CDBG	EN	2020	B20UC060506	\$4,531.00	\$0.00	\$0.00
		2023	B23UC060506	\$135,121.48	\$0.00	\$0.00
<b>Total</b>	<b>Total</b>			<b>\$139,652.48</b>	<b>\$0.00</b>	<b>\$0.00</b>

**Proposed Accomplishments**

Housing Units : 12

**Actual Accomplishments**

	Owner		Renter		Total		Person	
<i>Number assisted:</i>	Total	Hispanic	Total	Hispanic	Total	Hispanic	Total	Hispanic
White:	0	0	0	0	0	0	0	0
Black/African American:	0	0	0	0	0	0	0	0
Asian:	0	0	0	0	0	0	0	0
American Indian/Alaskan Native:	0	0	0	0	0	0	0	0

Native Hawaiian/Other Pacific Islander:	0	0	0	0	0	0	0	0
American Indian/Alaskan Native & White:	0	0	0	0	0	0	0	0
Asian White:	0	0	0	0	0	0	0	0
Black/African American & White:	0	0	0	0	0	0	0	0
American Indian/Alaskan Native & Black/African American:	0	0	0	0	0	0	0	0
Other multi-racial:	0	0	0	0	0	0	0	0
Asian/Pacific Islander:	0	0	0	0	0	0	0	0
Hispanic:	0	0	0	0	0	0	0	0
<b>Total:</b>	<b>0</b>	<b>0</b>	<b>0</b>	<b>0</b>	<b>0</b>	<b>0</b>	<b>0</b>	<b>0</b>

Female-headed Households: 0 0 0

*Income Category:*

	Owner	Renter	Total	Person
Extremely Low	0	0	0	0
Low Mod	0	0	0	0
Moderate	0	0	0	0
Non Low Moderate	0	0	0	0
Total	0	0	0	0
Percent Low/Mod				

**Annual Accomplishments**

Years	Accomplishment Narrative	# Benefitting
2023	2023-24 funding \$325,000. 11.28.2023 reprog \$10,122.48 from idis#6646, funding increased to \$335,122.48. 11.29.2023 reprog \$40,000 to idis#6807 (new activity), funding decreased to \$295,122.48. 11.29.2023 reprog \$40,000 to idis#6808 (new activity), funding decreased to \$255,122.48. 11.29.2023 reprog \$40,000 to idis#6809 (new activity), funding decreased to \$215,122.48. 11.29.2023 reprog \$40,000 to idis#6810 (new activity), funding decreased to \$175,122.48. 11.29.2023 reprog \$40,000.00 to idis#6811 (new activity), funding decreased to \$135,122.48. 12.1.2023 reprog \$16,169 to idis#6822 (new activity), funding decreased to \$118,953.48. 12.8.2023 reprog \$40,000 to idis#6828 (new activity), funding decreased to \$78,953.48. 12.8.2023 reprog \$40,000 to idis#6829, funding decreased to \$38,953.48. 2.7.2024 reprog \$72,549 from unencumbered, funding increased to \$111,502.48. 8.16.2024 reprog \$7,450 from idis#6810, funding increased to \$118,952.48. 8.16.2024 reprog \$20,700 from idis#6822, funding increased to \$139,652.48. Accomplishments will be reported under each rehab activity, 6807, 6808, 6809, 6810, 6811, 6822, 6828, and 6829.	

<b>PGM Year:</b>	2023	
<b>Project:</b>	0020 - 0.257-23 - Kin Care	
<b>IDIS Activity:</b>	6757 - 0.257-23 - Kin Care	
<b>Status:</b>	Completed 5/21/2024 2:24:33 PM	<b>Objective:</b> Create suitable living environments
<b>Location:</b>	547 N San Jacinto St Hemet, CA 92543-3107	<b>Outcome:</b> Availability/accessibility
		<b>Matrix Code:</b> Other Public Services Not Listed in 05A
		<b>National Objective:</b> LMC

**Activity to prevent, prepare for, and respond to Coronavirus:** No

**Initial Funding Date:** 11/03/2023

**Description:**

Kin Care provides comprehensive needs assessment and support services for individuals and families to allow children to remain within their extended family and not be placed in the foster care system. CDBG funds will assist with staff salaries (direct cost), operating costs, and supplies.

**Financing**

	Fund Type	Grant Year	Grant	Funded Amount	Drawn In Program Year	Drawn Thru Program Year
CDBG	EN	2023	B23UC060506	\$20,000.00	\$20,000.00	\$20,000.00
<b>Total</b>	<b>Total</b>			<b>\$20,000.00</b>	<b>\$20,000.00</b>	<b>\$20,000.00</b>

**Proposed Accomplishments**

People (General) : 225

**Actual Accomplishments**



Number assisted:	Owner		Renter		Total		Person	
	Total	Hispanic	Total	Hispanic	Total	Hispanic	Total	Hispanic
White:	0	0	0	0	0	0	172	143
Black/African American:	0	0	0	0	0	0	20	0
Asian:	0	0	0	0	0	0	0	0
American Indian/Alaskan Native:	0	0	0	0	0	0	0	0
Native Hawaiian/Other Pacific Islander:	0	0	0	0	0	0	0	0
American Indian/Alaskan Native & White:	0	0	0	0	0	0	0	0
Asian White:	0	0	0	0	0	0	0	0
Black/African American & White:	0	0	0	0	0	0	5	0
American Indian/Alaskan Native & Black/African American:	0	0	0	0	0	0	0	0
Other multi-racial:	0	0	0	0	0	0	0	0
Asian/Pacific Islander:	0	0	0	0	0	0	0	0
Hispanic:	0	0	0	0	0	0	0	0
<b>Total:</b>	<b>0</b>	<b>0</b>	<b>0</b>	<b>0</b>	<b>0</b>	<b>0</b>	<b>197</b>	<b>143</b>
Female-headed Households:	0		0		0			

*Income Category:*

	Owner	Renter	Total	Person
Extremely Low	0	0	0	0
Low Mod	0	0	0	132
Moderate	0	0	0	21
Non Low Moderate	0	0	0	44
Total	0	0	0	197
Percent Low/Mod				77.7%

**Annual Accomplishments**

Years	Accomplishment Narrative	# Benefitting
2023	2023-24 funding \$20,000. Project complete as of 03/29/2024. Kin Care provided new access services to 197 foster children so that they remain within their extended family and not enter the foster care system. The services included a comprehensive needs assessment for individuals and families in order to allow children to remain within their extended family. The services are provided to qualified presumed low-mod clientele for the purpose of creating a suitable living environment. CDBG funds were used for staff salaries (direct cost), operational expenses, and supplies.	

<b>PGM Year:</b>	2023	
<b>Project:</b>	0021 - 0.258-23 - Care-A-Van Transit	
<b>IDIS Activity:</b>	6758 - 0.258-23 - Care-A-Van Transit	
Status:	Completed 7/12/2024 12:30:25 PM	Objective: Create suitable living environments
Location:	749 N State St Hemet, CA 92543-1402	Outcome: Availability/accessibility
		Matrix Code: Other Public Services Not Listed in 05A National Objective: LMC

**Activity to prevent, prepare for, and respond to Coronavirus:** No

**Initial Funding Date:** 11/03/2023

**Description:**

Care-A-Van provides transportation services for low-income elderly and permanently disabled individuals to and from medical appointments, social service agencies, and other necessary errands. CDBG funds will be used for staff salaries (direct cost), insurance, operating costs, and other program-related expenses.

**Financing**

	Fund Type	Grant Year	Grant	Funded Amount	Drawn In Program Year	Drawn Thru Program Year
CDBG	EN	2023	B23UC060506	\$30,346.00	\$30,346.00	\$30,346.00
<b>Total</b>	<b>Total</b>			<b>\$30,346.00</b>	<b>\$30,346.00</b>	<b>\$30,346.00</b>

**Proposed Accomplishments**

People (General) : 450  
**Actual Accomplishments**

	Owner		Renter		Total		Person	
	Total	Hispanic	Total	Hispanic	Total	Hispanic	Total	Hispanic
White:	0	0	0	0	0	0	256	0
Black/African American:	0	0	0	0	0	0	57	0
Asian:	0	0	0	0	0	0	20	0
American Indian/Alaskan Native:	0	0	0	0	0	0	13	0
Native Hawaiian/Other Pacific Islander:	0	0	0	0	0	0	8	0
American Indian/Alaskan Native & White:	0	0	0	0	0	0	1	0
Asian White:	0	0	0	0	0	0	1	0
Black/African American & White:	0	0	0	0	0	0	4	0
American Indian/Alaskan Native & Black/African American:	0	0	0	0	0	0	0	0
Other multi-racial:	0	0	0	0	0	0	51	0
Asian/Pacific Islander:	0	0	0	0	0	0	0	0
Hispanic:	0	0	0	0	0	0	0	0
<b>Total:</b>	<b>0</b>	<b>0</b>	<b>0</b>	<b>0</b>	<b>0</b>	<b>0</b>	<b>411</b>	<b>0</b>
Female-headed Households:	0		0		0			

*Income Category:*

	Owner	Renter	Total	Person
Extremely Low	0	0	0	0
Low Mod	0	0	0	411
Moderate	0	0	0	0
Non Low Moderate	0	0	0	0
Total	0	0	0	411
Percent Low/Mod				100.0%

**Annual Accomplishments**

Years	Accomplishment Narrative	# Benefitting
2023	7.10.24 Funded \$30,346. Care-A-Van Transit program provided transportation services to the elderly and permanently disabled individuals who live in the Hemet and San Jacinto area, for the purpose of creating a suitable living environment. Care-A-Van Transit used CDBG funds to pay for staff salaries (direct cost). By providing access to these members of the community Care-A-Van Transit met the national objective of benefiting 396 senior and disabled residents in the community of Hemet/San Jacinto.	

<b>PGM Year:</b>	2023	
<b>Project:</b>	0022 - 0.259-23 - Full STEAM Ahead 3.0	
<b>IDIS Activity:</b>	6759 - 0.259-23 - Full STEAM Ahead 3.0	
Status:	Completed 5/17/2024 4:04:26 PM	Objective: Create suitable living environments
Location:	24275 Jefferson Ave Murrieta, CA 92562-7285	Outcome: Availability/accessibility
		Matrix Code: Other Public Services Not Listed in 05A National Objective: LMC

**Activity to prevent, prepare for, and respond to Coronavirus:** No

**Initial Funding Date:** 11/03/2023

**Description:**

Oak Grove Center provides day and residential programs to disadvantaged and at-risk youth. The Full STEAM Ahead 3.0 program will add technology components to its existing program to increase the capacity for all students to access virtual programming during and after school. CDBG funds will be used to support activities at the Main Campus, including purchasing addition computers, storing, and charging stations to continue engaging students in programming and enrichment activities.

**Financing**

	Fund Type	Grant Year	Grant	Funded Amount	Drawn In Program Year	Drawn Thru Program Year
CDBG	EN	2023	B23UC060506	\$15,000.00	\$15,000.00	\$15,000.00
<b>Total</b>	<b>Total</b>			<b>\$15,000.00</b>	<b>\$15,000.00</b>	<b>\$15,000.00</b>

#### Proposed Accomplishments

People (General) : 100

#### Actual Accomplishments

Number assisted:

	Owner		Renter		Total		Person	
	Total	Hispanic	Total	Hispanic	Total	Hispanic	Total	Hispanic
White:	0	0	0	0	0	0	60	23
Black/African American:	0	0	0	0	0	0	27	3
Asian:	0	0	0	0	0	0	3	0
American Indian/Alaskan Native:	0	0	0	0	0	0	3	2
Native Hawaiian/Other Pacific Islander:	0	0	0	0	0	0	0	0
American Indian/Alaskan Native & White:	0	0	0	0	0	0	19	2
Asian White:	0	0	0	0	0	0	1	0
Black/African American & White:	0	0	0	0	0	0	1	0
American Indian/Alaskan Native & Black/African American:	0	0	0	0	0	0	0	0
Other multi-racial:	0	0	0	0	0	0	27	0
Asian/Pacific Islander:	0	0	0	0	0	0	0	0
Hispanic:	0	0	0	0	0	0	0	0
<b>Total:</b>	<b>0</b>	<b>0</b>	<b>0</b>	<b>0</b>	<b>0</b>	<b>0</b>	<b>141</b>	<b>30</b>
Female-headed Households:	0		0		0			

Income Category:

	Owner	Renter	Total	Person
Extremely Low	0	0	0	0
Low Mod	0	0	0	102
Moderate	0	0	0	4
Non Low Moderate	0	0	0	35
Total	0	0	0	141
Percent Low/Mod				75.2%

#### Annual Accomplishments

Years	Accomplishment Narrative	# Benefitting
2023	2023-24 funding \$15,000. Program completed 04/02/2023. Oak Grove provided 141 youth with new access to services, including hands-on experience with technology and robotics. CDBG funds were used for the purchase of curriculum materials, equipment, and other program-related expenses for the purpose of creating a suitable living environment.	

<b>PGM Year:</b>	2023	
<b>Project:</b>	0023 - 0.260-23 - Murrieta Comprehensive Care Program	
<b>IDIS Activity:</b>	6760 - 0.260-23 - Murrieta Comprehensive Care Program	
<b>Status:</b>	Completed 5/17/2024 6:51:57 PM	
<b>Location:</b>	39493 Los Alamos Rd Ste A Murrieta, CA 92563-1900	
	<b>Objective:</b> Create suitable living environments	
	<b>Outcome:</b> Availability/accessibility	
	<b>Matrix Code:</b> Other Public Services Not Listed in 05A	<b>National Objective:</b> LMC

Activity to prevent, prepare for, and respond to Coronavirus: No

Initial Funding Date: 11/03/2023

Description:

The Community Food Pantry of Murrieta provides emergency assistance to homeless and low-income clients. Clients are assisted with social services consultations, health medical care, counseling, clothing, food, and other essential household items. CDBG funds will be used for supplies, operating expenses, space rent, food, and other program-related expenses.

#### Financing

	Fund Type	Grant Year	Grant	Funded Amount	Drawn In Program Year	Drawn Thru Program Year
CDBG	EN	2023	B23UC060506	\$44,250.00	\$44,250.00	\$44,250.00
<b>Total</b>	<b>Total</b>			<b>\$44,250.00</b>	<b>\$44,250.00</b>	<b>\$44,250.00</b>

#### Proposed Accomplishments

People (General) : 1,500

#### Actual Accomplishments

	Owner		Renter		Total		Person	
Number assisted:	Total	Hispanic	Total	Hispanic	Total	Hispanic	Total	Hispanic
White:	0	0	0	0	0	0	829	0
Black/African American:	0	0	0	0	0	0	76	0
Asian:	0	0	0	0	0	0	166	0
American Indian/Alaskan Native:	0	0	0	0	0	0	7	0
Native Hawaiian/Other Pacific Islander:	0	0	0	0	0	0	24	0
American Indian/Alaskan Native & White:	0	0	0	0	0	0	19	0
Asian White:	0	0	0	0	0	0	37	0
Black/African American & White:	0	0	0	0	0	0	15	0
American Indian/Alaskan Native & Black/African American:	0	0	0	0	0	0	2	0
Other multi-racial:	0	0	0	0	0	0	61	0
Asian/Pacific Islander:	0	0	0	0	0	0	0	0
Hispanic:	0	0	0	0	0	0	0	0
<b>Total:</b>	<b>0</b>	<b>0</b>	<b>0</b>	<b>0</b>	<b>0</b>	<b>0</b>	<b>1,236</b>	<b>0</b>
Female-headed Households:	0		0		0			

#### Income Category:

	Owner	Renter	Total	Person
Extremely Low	0	0	0	0
Low Mod	0	0	0	1,098
Moderate	0	0	0	118
Non Low Moderate	0	0	0	20
Total	0	0	0	1,236
Percent Low/Mod				98.4%

#### Annual Accomplishments

Years	Accomplishment Narrative	# Benefitting
2023	2023-24 funding \$44,250. Project Complete 2/23/2024. Murrieta Comprehensive Care Program served 1236 by providing food boxes to low-income clients for the purpose of creating a suitable living environment. Leverage funding was from Federal, State, and Private funding for the purpose of providing accessible services to low-income persons and families.	

<b>PGM Year:</b>	2023	
<b>Project:</b>	0024 - 0.261-23 - Camp Kids	
<b>IDIS Activity:</b>	6761 - 0.261-23 - Camp Kids	
Status:	Completed 5/21/2024 2:38:11 PM	Objective: Create suitable living environments
Location:	38755 Brookside Ave 38755 Brookside Ave Cherry Valley, CA 92223-4244	Outcome: Availability/accessibility
		Matrix Code: Other Public Services Not Listed in 05A
		National Objective: LMC

Activity to prevent, prepare for, and respond to Coronavirus: No

Initial Funding Date: 11/03/2023

**Description:**

The Boys and Girls Clubs of San Geronio Pass provides after-school, summer, and winter break programs at Sundance Elementary in the summer and Brookside School during all other school breaks. Services include character building, sports and recreation, photography, field trips, and computer education. CDBG funds will be used for staff salaries (direct cost), consumable supplies, and other program-related expenses.

**Financing**

	Fund Type	Grant Year	Grant	Funded Amount	Drawn In Program Year	Drawn Thru Program Year
CDBG	EN	2023	B23UC060506	\$24,000.00	\$24,000.00	\$24,000.00
<b>Total</b>	<b>Total</b>			<b>\$24,000.00</b>	<b>\$24,000.00</b>	<b>\$24,000.00</b>

**Proposed Accomplishments**

People (General) : 40

**Actual Accomplishments**

	Owner		Renter		Total		Person	
Number assisted:	Total	Hispanic	Total	Hispanic	Total	Hispanic	Total	Hispanic
White:	0	0	0	0	0	0	32	28
Black/African American:	0	0	0	0	0	0	2	1
Asian:	0	0	0	0	0	0	0	0
American Indian/Alaskan Native:	0	0	0	0	0	0	0	0
Native Hawaiian/Other Pacific Islander:	0	0	0	0	0	0	1	0
American Indian/Alaskan Native & White:	0	0	0	0	0	0	2	1
Asian White:	0	0	0	0	0	0	0	0
Black/African American & White:	0	0	0	0	0	0	3	0
American Indian/Alaskan Native & Black/African American:	0	0	0	0	0	0	0	0
Other multi-racial:	0	0	0	0	0	0	0	0
Asian/Pacific Islander:	0	0	0	0	0	0	0	0
Hispanic:	0	0	0	0	0	0	0	0
<b>Total:</b>	<b>0</b>	<b>0</b>	<b>0</b>	<b>0</b>	<b>0</b>	<b>0</b>	<b>40</b>	<b>30</b>

Female-headed Households: 0 0 0

*Income Category:*

	Owner	Renter	Total	Person
Extremely Low	0	0	0	0
Low Mod	0	0	0	23
Moderate	0	0	0	17
Non Low Moderate	0	0	0	0
Total	0	0	0	40
Percent Low/Mod				100.0%

**Annual Accomplishments**

Years	Accomplishment Narrative	# Benefitting
2023	2023-24 funding \$24,000. Project Complete 4/1/2024. The Boys and Girls Clubs completed service to 40 kids in the San Geronio Pass, providing services to predominantly low-income individuals for the purpose of creating a suitable living environment. The Boys and Girls Club used CDBG funds to pay for costs associated with after-school, summer camp, and winter break programs and recreational activities at Sundance and Brookside Elementary schools to provide a safe, enriched environment for children. The national objective of benefiting 40 low-income children was achieved, allowing accessibility to low-income children to participate. Leverage funding was from private donations and fees.	

PGM Year: 2023

<b>Project:</b>	0025 - 1.129-23 - 1st District Public Facility Fund				
<b>IDIS Activity:</b>	6762 - 1.129-23 - 1st District Public Facility Fund				
<b>Status:</b>	Canceled 11/14/2023 11:35:21 AM	<b>Objective:</b>	Create suitable living environments		
<b>Location:</b>	3403 10th St Ste 300 Riverside, CA 92501-3659	<b>Outcome:</b>	Sustainability		
		<b>Matrix Code:</b>	Other Public Improvements Not Listed	<b>National Objective:</b>	LMC

**Activity to prevent, prepare for, and respond to Coronavirus:** No

**Initial Funding Date:** 11/03/2023

**Description:**

CDBG funds will be used to construct eligible public facilities and infrastructures that benefit low- to moderate-income persons in the 1st District. As specific and eligible projects are identified, the County will proceed with amendments to the 2023-2024 One-Year Action Plan pursuant to the Citizen Participation Plan.

**Financing**

No data returned for this view. This might be because the applied filter excludes all data.

**Proposed Accomplishments**

People (General) : 1

**Actual Accomplishments**

*Number assisted:*

	<b>Owner</b>		<b>Renter</b>		<b>Total</b>		<b>Person</b>	
	Total	Hispanic	Total	Hispanic	Total	Hispanic	Total	Hispanic
White:	0	0	0	0	0	0		0
Black/African American:	0	0	0	0	0	0	0	0
Asian:	0	0	0	0	0	0	0	0
American Indian/Alaskan Native:	0	0	0	0	0	0	0	0
Native Hawaiian/Other Pacific Islander:	0	0	0	0	0	0	0	0
American Indian/Alaskan Native & White:	0	0	0	0	0	0	0	0
Asian White:	0	0	0	0	0	0	0	0
Black/African American & White:	0	0	0	0	0	0	0	0
American Indian/Alaskan Native & Black/African American:	0	0	0	0	0	0	0	0
Other multi-racial:	0	0	0	0	0	0	0	0
Asian/Pacific Islander:	0	0	0	0	0	0	0	0
Hispanic:	0	0	0	0	0	0	0	0
<b>Total:</b>	<b>0</b>	<b>0</b>	<b>0</b>	<b>0</b>	<b>0</b>	<b>0</b>	<b>0</b>	<b>0</b>
Female-headed Households:	0		0		0			

*Income Category:*

	<b>Owner</b>	<b>Renter</b>	<b>Total</b>	<b>Person</b>
Extremely Low	0	0	0	0
Low Mod	0	0	0	0
Moderate	0	0	0	0
Non Low Moderate	0	0	0	0
Total	0	0	0	0
Percent Low/Mod				

**Annual Accomplishments**

<b>Years</b>	<b>Accomplishment Narrative</b>	<b># Benefitting</b>
2023	2023-24 funding \$185,555. 11.14.2023 reprog \$185,555 to unencumbered for tracking, cannot leave in a pass-thru project, funding reduced to \$0, project canceled.	

<b>PGM Year:</b>	2023	
<b>Project:</b>	0026 - 2.86-23 - YMCA Teen Leadership Scholarship Program	
<b>IDIS Activity:</b>	6763 - 2.86-23 - YMCA Teen Leadership Scholarship Program	
<b>Status:</b>	Completed 5/21/2024 3:07:08 PM	<b>Objective:</b> Create suitable living environments
<b>Location:</b>	1331 River Rd Corona, CA 92878-3613	<b>Outcome:</b> Affordability
	<b>Matrix Code:</b> Youth Services (05D)	<b>National Objective:</b> LMC

**Activity to prevent, prepare for, and respond to Coronavirus:** No

**Initial Funding Date:** 11/03/2023

**Description:**

The YMCA will provide an after-school teen program at the Home Gardens Community Center. Services include a computer lab, tutoring, and other activities. CDBG funds will be used to provide financial "scholarships" to eligible youth who participate in the program.

**Financing**

	Fund Type	Grant Year	Grant	Funded Amount	Drawn In Program Year	Drawn Thru Program Year
CDBG	EN	2023	B23UC060506	\$10,000.00	\$10,000.00	\$10,000.00
<b>Total</b>	<b>Total</b>			<b>\$10,000.00</b>	<b>\$10,000.00</b>	<b>\$10,000.00</b>

**Proposed Accomplishments**

People (General) : 15

**Actual Accomplishments**

	<b>Owner</b>		<b>Renter</b>		<b>Total</b>		<b>Person</b>	
	Total	Hispanic	Total	Hispanic	Total	Hispanic	Total	Hispanic
<i>Number assisted:</i>								
White:	0	0	0	0	0	0	17	17
Black/African American:	0	0	0	0	0	0	1	1
Asian:	0	0	0	0	0	0	0	0
American Indian/Alaskan Native:	0	0	0	0	0	0	0	0
Native Hawaiian/Other Pacific Islander:	0	0	0	0	0	0	0	0
American Indian/Alaskan Native & White:	0	0	0	0	0	0	0	0
Asian White:	0	0	0	0	0	0	0	0
Black/African American & White:	0	0	0	0	0	0	0	0
American Indian/Alaskan Native & Black/African American:	0	0	0	0	0	0	0	0
Other multi-racial:	0	0	0	0	0	0	2	0
Asian/Pacific Islander:	0	0	0	0	0	0	0	0
Hispanic:	0	0	0	0	0	0	0	0
<b>Total:</b>	<b>0</b>	<b>0</b>	<b>0</b>	<b>0</b>	<b>0</b>	<b>0</b>	<b>20</b>	<b>18</b>
Female-headed Households:	0		0		0			

*Income Category:*

	<b>Owner</b>	<b>Renter</b>	<b>Total</b>	<b>Person</b>
Extremely Low	0	0	0	0
Low Mod	0	0	0	20
Moderate	0	0	0	0
Non Low Moderate	0	0	0	0
Total	0	0	0	20
Percent Low/Mod				100.0%

**Annual Accomplishments**

<b>Years</b>	<b>Accomplishment Narrative</b>	<b># Benefitting</b>
--------------	---------------------------------	----------------------

2023 2023-24 funding \$10,000. Project completed 03/26/2024. The Corona-Norco YMCA provided an after-school teen program, including a computer lab, tutoring, and other activities. CDBG funds were used to provide financial "scholarships" to 20 income-eligible youth who participated in the program to create a suitable living environment. Leverage funding was from fundraising.

**PGM Year:** 2023  
**Project:** 0027 - 2.87-23 - 2nd District Public Facility Fund  
**IDIS Activity:** 6764 - 2.87-23 - 2nd District Public Facility Fund  
**Status:** Canceled 11/14/2023 11:44:51 AM  
**Location:** 3403 10th St Ste 300 Riverside, CA 92501-3659  
**Objective:** Create suitable living environments  
**Outcome:** Sustainability  
**Matrix Code:** Other Public Improvements Not Listed  
**National Objective:** LMC

**Activity to prevent, prepare for, and respond to Coronavirus:** No

**Initial Funding Date:** 11/03/2023

**Description:**

CDBG funds will be used to construct eligible public facilities infrastructure benefiting low-moderate-income persons in the 2nd District. As specific and eligible projects are identified, the County will proceed with amendments to the 2023-2024 One-Year Action Plan pursuant to the Citizen Participation Plan.

**Financing**

No data returned for this view. This might be because the applied filter excludes all data.

**Proposed Accomplishments**

People (General) : 1

**Actual Accomplishments**

	Owner		Renter		Total		Person	
	Total	Hispanic	Total	Hispanic	Total	Hispanic	Total	Hispanic
White:	0	0	0	0	0	0		0
Black/African American:	0	0	0	0	0	0	0	0
Asian:	0	0	0	0	0	0	0	0
American Indian/Alaskan Native:	0	0	0	0	0	0	0	0
Native Hawaiian/Other Pacific Islander:	0	0	0	0	0	0	0	0
American Indian/Alaskan Native & White:	0	0	0	0	0	0	0	0
Asian White:	0	0	0	0	0	0	0	0
Black/African American & White:	0	0	0	0	0	0	0	0
American Indian/Alaskan Native & Black/African American:	0	0	0	0	0	0	0	0
Other multi-racial:	0	0	0	0	0	0	0	0
Asian/Pacific Islander:	0	0	0	0	0	0	0	0
Hispanic:	0	0	0	0	0	0	0	0
<b>Total:</b>	<b>0</b>	<b>0</b>	<b>0</b>	<b>0</b>	<b>0</b>	<b>0</b>	<b>0</b>	<b>0</b>
Female-headed Households:	0		0		0			

**Income Category:**

	Owner	Renter	Total	Person
Extremely Low	0	0	0	0
Low Mod	0	0	0	0
Moderate	0	0	0	0
Non Low Moderate	0	0	0	0
Total	0	0	0	0
Percent Low/Mod				

**Annual Accomplishments**

Years	Accomplishment Narrative	# Benefitting
-------	--------------------------	---------------



2023 2023-24 funding \$305,159. 11.14.2023 reprog \$305,159 to unencumbered for tracking, cannot leave in a pass-thru project, funding reduced to \$0, project canceled.

**PGM Year:** 2023  
**Project:** 0028 - 2.LE.85-23 - City Park Improvements Project Phase II  
**IDIS Activity:** 6765 - 2.LE.85-23 - City Park Improvements Project Phase II  
**Status:** Open  
**Location:** 243 S Main St Lake Elsinore, CA 92530-4106  
**Objective:** Create suitable living environments  
**Outcome:** Availability/accessibility  
**Matrix Code:** Parks, Recreational Facilities (03F) **National Objective:** LMA

**Activity to prevent, prepare for, and respond to Coronavirus:** No  
**Initial Funding Date:** 11/03/2023

**Description:**

The City of Lake Elsinore will utilize CDBG funds for improvements at City Park. Improvements include but are not limited to 2,100 feet of ADA-compliant sidewalk, parking lot improvements, security lighting, and other enhancements. CDBG funds will be used to pay for the design, construction, project management, compliance monitoring, inspection, and other related expenses.

**Financing**

	Fund Type	Grant Year	Grant	Funded Amount	Drawn In Program Year	Drawn Thru Program Year
CDBG	EN	2022	B22UC060506	\$5,000.00	\$169.96	\$169.96
		2023	B23UC060506	\$428,582.00	\$0.00	\$0.00
<b>Total</b>	<b>Total</b>			<b>\$433,582.00</b>	<b>\$169.96</b>	<b>\$169.96</b>

**Proposed Accomplishments**

Public Facilities : 2,750  
Total Population in Service Area: 2,750  
Census Tract Percent Low / Mod: 63.64

**Annual Accomplishments**

Years	Accomplishment Narrative	# Benefitting
2023	2023-24 funding \$386,915. 12.6.2023 reprog \$5,000 from unencumbered for ADC, funding increased to \$391,915. 12.7.2023 reprog \$41,667 from unencumbered, funding increased to \$433,582. The project is 0% complete. The City of Lake Elsinore will utilize CDBG funds for improvements at City Park. Improvements include 2,100 feet of ADA-compliant sidewalk, parking lot improvements, security lighting, and other enhancements. CDBG funds will be used to pay for the design, construction, project management, compliance monitoring, inspection, and other related expenses for the purpose of creating a suitable living environment.	

**PGM Year:** 2023  
**Project:** 0029 - 2.LE.86-23 - Boys and Girls Club Scholarship Program  
**IDIS Activity:** 6766 - 2.LE.86-23 - Boys and Girls Club Scholarship Program  
**Status:** Completed 5/21/2024 3:26:47 PM  
**Location:** 16275 Grand Ave Lake Elsinore, CA 92530-1491  
**Objective:** Create suitable living environments  
**Outcome:** Affordability  
**Matrix Code:** Other Public Services Not Listed in 05A **National Objective:** LMC

**Activity to prevent, prepare for, and respond to Coronavirus:** No  
**Initial Funding Date:** 11/03/2023  
**Description:**

The Boys and Girls Club of Southwest County provides an after-school program at the Lake Elsinore Clubhouse in Lakeland Village. Services include life skills, recreation, arts, academics and career, and service learning. CDBG funds will be used for "scholarships" for low-income clients.

#### Financing

	Fund Type	Grant Year	Grant	Funded Amount	Drawn In Program Year	Drawn Thru Program Year
CDBG	EN	2023	B23UC060506	\$8,000.00	\$8,000.00	\$8,000.00
<b>Total</b>	<b>Total</b>			<b>\$8,000.00</b>	<b>\$8,000.00</b>	<b>\$8,000.00</b>

#### Proposed Accomplishments

People (General) : 16

#### Actual Accomplishments

Number assisted:

	Owner		Renter		Total		Person	
	Total	Hispanic	Total	Hispanic	Total	Hispanic	Total	Hispanic
White:	0	0	0	0	0	0	20	18
Black/African American:	0	0	0	0	0	0	7	3
Asian:	0	0	0	0	0	0	1	1
American Indian/Alaskan Native:	0	0	0	0	0	0	1	1
Native Hawaiian/Other Pacific Islander:	0	0	0	0	0	0	1	1
American Indian/Alaskan Native & White:	0	0	0	0	0	0	0	0
Asian White:	0	0	0	0	0	0	0	0
Black/African American & White:	0	0	0	0	0	0	0	0
American Indian/Alaskan Native & Black/African American:	0	0	0	0	0	0	0	0
Other multi-racial:	0	0	0	0	0	0	0	0
Asian/Pacific Islander:	0	0	0	0	0	0	0	0
Hispanic:	0	0	0	0	0	0	0	0
<b>Total:</b>	<b>0</b>	<b>0</b>	<b>0</b>	<b>0</b>	<b>0</b>	<b>0</b>	<b>30</b>	<b>24</b>
Female-headed Households:	0		0		0			

Income Category:

	Owner	Renter	Total	Person
Extremely Low	0	0	0	0
Low Mod	0	0	0	25
Moderate	0	0	0	5
Non Low Moderate	0	0	0	0
Total	0	0	0	30
Percent Low/Mod				100.0%

#### Annual Accomplishments

Years	Accomplishment Narrative	# Benefitting
2023	2023-24 funding \$8,000. Project Completed on 04/17/2024. The Boys and Girls Club of Southwest County provided recreation services to 30 children in the after-school program to provide a suitable living environment. CDBG funds were used for "scholarships" for transportation to and from the facility, tutoring services, computer skills, and art. Matching funding was leveraged from participation fees.	

<b>PGM Year:</b>	2023	
<b>Project:</b>	0030 - 2.LE.87-23 - Vista Community Clinic Program	
<b>IDIS Activity:</b>	6767 - 2.LE.87-23 - Vista Community Clinic Program	
Status:	Completed 5/21/2024 6:37:33 PM	Objective: Create suitable living environments
Location:	30195 Fraser Dr Lake Elsinore, CA 92530-7006	Outcome: Availability/accessibility
		Matrix Code: Health Services (05M)
		National Objective: LMC

Activity to prevent, prepare for, and respond to Coronavirus: No

Initial Funding Date: 11/03/2023

**Description:**

Vista Community Clinic Health Center provides medical care and assistance with obtaining health insurance to low-income residents of Lake Elsinore. CDBG funds will be used for staff costs of a Certified Enrollment Counselor (direct cost) and other eligible program expenses.

**Financing**

	Fund Type	Grant Year	Grant	Funded Amount	Drawn In Program Year	Drawn Thru Program Year
CDBG	EN	2023	B23UC060506	\$21,000.00	\$21,000.00	\$21,000.00
<b>Total</b>	<b>Total</b>			<b>\$21,000.00</b>	<b>\$21,000.00</b>	<b>\$21,000.00</b>

**Proposed Accomplishments**

People (General) : 100

**Actual Accomplishments**

	Owner		Renter		Total		Person	
	Total	Hispanic	Total	Hispanic	Total	Hispanic	Total	Hispanic
Number assisted:								
White:	0	0	0	0	0	0	199	130
Black/African American:	0	0	0	0	0	0	0	0
Asian:	0	0	0	0	0	0	0	0
American Indian/Alaskan Native:	0	0	0	0	0	0	0	0
Native Hawaiian/Other Pacific Islander:	0	0	0	0	0	0	0	0
American Indian/Alaskan Native & White:	0	0	0	0	0	0	0	0
Asian White:	0	0	0	0	0	0	0	0
Black/African American & White:	0	0	0	0	0	0	0	0
American Indian/Alaskan Native & Black/African American:	0	0	0	0	0	0	0	0
Other multi-racial:	0	0	0	0	0	0	0	0
Asian/Pacific Islander:	0	0	0	0	0	0	0	0
Hispanic:	0	0	0	0	0	0	0	0
<b>Total:</b>	<b>0</b>	<b>0</b>	<b>0</b>	<b>0</b>	<b>0</b>	<b>0</b>	<b>199</b>	<b>130</b>
Female-headed Households:	0		0		0			

**Income Category:**

	Owner	Renter	Total	Person
Extremely Low	0	0	0	0
Low Mod	0	0	0	139
Moderate	0	0	0	46
Non Low Moderate	0	0	0	14
Total	0	0	0	199
Percent Low/Mod				93.0%

**Annual Accomplishments**

Years	Accomplishment Narrative	# Benefitting
2023	2023-24 funding \$21,000. Project Completed on 04/17/2024. Vista Community Clinic Health Center provided clients with medical care and health insurance for the purpose of providing a suitable living environment to low-income residents of Lake Elsinore. VCC utilized CDBG funding to cover the cost of a Certified Enrollment Counselor to provide access to services needed for low-income clients. The leverage received for this project was from other federal and private funds. VCC was able to serve additional clients as some clients required fewer services, allowing the counselor to serve additional clients along with other federal funding to assist with the cost of service.	

<b>PGM Year:</b>	2023	
<b>Project:</b>	0031 - 2.NR.61-23 - Community Center Park ADA Synthetic Poured In Place Surface Project	
<b>IDIS Activity:</b>	6768 - 2.NR.61-23 - Community Center Park ADA Synthetic Poured In Place Surface Project	
Status:	Open	Objective: Create suitable living environments
Location:	3900 Acacia Ave Norco, CA 92860-1220	Outcome: Availability/accessibility
		Matrix Code: Parks, Recreational Facilities (03F)
		National Objective: LMC

Activity to prevent, prepare for, and respond to Coronavirus: No

Initial Funding Date: 11/03/2023

**Description:**

The City of Norco will use CDBG funds to remove the ground surface at Community Center Park and replace it with ADA-compliant synthetic surfacing. CDBG funds will be used to pay for the design, construction, project management, compliance monitoring, inspection, and other related expenses.

**Financing**

	Fund Type	Grant Year	Grant	Funded Amount	Drawn In Program Year	Drawn Thru Program Year
CDBG	EN	2022	B22UC060506	\$5,000.00	\$184.19	\$184.19
		2023	B23UC060506	\$60,782.00	\$0.00	\$0.00
<b>Total</b>	<b>Total</b>			<b>\$65,782.00</b>	<b>\$184.19</b>	<b>\$184.19</b>

**Proposed Accomplishments**

Public Facilities : 1,253

**Actual Accomplishments**

Number assisted:

	Owner		Renter		Total		Person	
	Total	Hispanic	Total	Hispanic	Total	Hispanic	Total	Hispanic
White:	0	0	0	0	0	0	0	0
Black/African American:	0	0	0	0	0	0	0	0
Asian:	0	0	0	0	0	0	0	0
American Indian/Alaskan Native:	0	0	0	0	0	0	0	0
Native Hawaiian/Other Pacific Islander:	0	0	0	0	0	0	0	0
American Indian/Alaskan Native & White:	0	0	0	0	0	0	0	0
Asian White:	0	0	0	0	0	0	0	0
Black/African American & White:	0	0	0	0	0	0	0	0
American Indian/Alaskan Native & Black/African American:	0	0	0	0	0	0	0	0
Other multi-racial:	0	0	0	0	0	0	0	0
Asian/Pacific Islander:	0	0	0	0	0	0	0	0
Hispanic:	0	0	0	0	0	0	0	0
<b>Total:</b>	<b>0</b>	<b>0</b>	<b>0</b>	<b>0</b>	<b>0</b>	<b>0</b>	<b>0</b>	<b>0</b>
Female-headed Households:	0		0		0			

Income Category:

	Owner	Renter	Total	Person
Extremely Low	0	0	0	0
Low Mod	0	0	0	0
Moderate	0	0	0	0
Non Low Moderate	0	0	0	0
Total	0	0	0	0
Percent Low/Mod				

**Annual Accomplishments**

Years	Accomplishment Narrative	# Benefitting
2023	2023-24 funding \$60,782. 12.6.2023 reprog \$5,000 from unencumbered for ADC, funding increased to \$65,782. Project 5% complete. The City of Norco will use CDBG funds to remove the ground surface at Community Center Park and replace it with ADA-compliant synthetic surfacing. CDBG funds will be used to pay for design, construction, project management, compliance monitoring, inspection, and other related expenses for the purpose of creating a suitable living environment. The ADA improvements will provide improved accessibility and remove barriers currently restricting access for the disabled and elderly.	

<b>PGM Year:</b>	2023			
<b>Project:</b>	0032 - 2.NR.62-23 - Senior Center Recreation and Community Services			
<b>IDIS Activity:</b>	6769 - 2.NR.62-23 - Senior Center Recreation and Community Services			
<b>Status:</b>	Completed 5/24/2024 2:07:05 PM	<b>Objective:</b>	Create suitable living environments	
<b>Location:</b>	2690 Clark Ave Norco, CA 92860-1901	<b>Outcome:</b>	Availability/accessibility	
		<b>Matrix Code:</b>	Senior Services (05A)	<b>National Objective:</b> LMC

**Activity to prevent, prepare for, and respond to Coronavirus:** No

**Initial Funding Date:** 11/03/2023

**Description:**

The City will provide various health, recreational, educational, and social programs for seniors at the Rose M. Eldridge Senior Center in the City of Norco. CDBG funds will be used for staff salaries (direct cost) and other program-related expenses.

**Financing**

	Fund Type	Grant Year	Grant	Funded Amount	Drawn In Program Year	Drawn Thru Program Year
CDBG	EN	2023	B23UC060506	\$12,500.00	\$12,500.00	\$12,500.00
<b>Total</b>	<b>Total</b>			<b>\$12,500.00</b>	<b>\$12,500.00</b>	<b>\$12,500.00</b>

**Proposed Accomplishments**

People (General) : 150

**Actual Accomplishments**

*Number assisted:*

	<b>Owner</b>		<b>Renter</b>		<b>Total</b>		<b>Person</b>	
	Total	Hispanic	Total	Hispanic	Total	Hispanic	Total	Hispanic
White:	0	0	0	0	0	0	104	31
Black/African American:	0	0	0	0	0	0	10	2
Asian:	0	0	0	0	0	0	21	0
American Indian/Alaskan Native:	0	0	0	0	0	0	5	2
Native Hawaiian/Other Pacific Islander:	0	0	0	0	0	0	1	1
American Indian/Alaskan Native & White:	0	0	0	0	0	0	1	1
Asian White:	0	0	0	0	0	0	1	0
Black/African American & White:	0	0	0	0	0	0	1	0
American Indian/Alaskan Native & Black/African American:	0	0	0	0	0	0	1	1
Other multi-racial:	0	0	0	0	0	0	20	0
Asian/Pacific Islander:	0	0	0	0	0	0	0	0
Hispanic:	0	0	0	0	0	0	0	0
<b>Total:</b>	<b>0</b>	<b>0</b>	<b>0</b>	<b>0</b>	<b>0</b>	<b>0</b>	<b>165</b>	<b>38</b>
Female-headed Households:	0		0		0			

*Income Category:*

	<b>Owner</b>	<b>Renter</b>	<b>Total</b>	<b>Person</b>
Extremely Low	0	0	0	0
Low Mod	0	0	0	165
Moderate	0	0	0	0
Non Low Moderate	0	0	0	0
Total	0	0	0	165
Percent Low/Mod				100.0%

**Annual Accomplishments**

<b>Years</b>	<b>Accomplishment Narrative</b>	<b># Benefitting</b>
--------------	---------------------------------	----------------------

2023 2023-24 funding \$12,500. Project Completed on 02/06/2024. The City of Norco Senior Recreation and Community Services program provided new access to services to 165 seniors for the purpose of creating a suitable living environment. Services included various health, recreational, educational, and social programs for seniors. CDBG funds were used to pay for staff salaries.

<b>PGM Year:</b>	2023	
<b>Project:</b>	0033 - 3.200-23 - Menifee Valley Community Cupboard	
<b>IDIS Activity:</b>	6770 - 3.200-23 - Menifee Valley Community Cupboard	
<b>Status:</b>	Completed 5/17/2024 6:38:28 PM	<b>Objective:</b> Create suitable living environments
<b>Location:</b>	26808 Cherry Hills Blvd Menifee, CA 92586-2505	<b>Outcome:</b> Availability/accessibility
		<b>Matrix Code:</b> Food Banks (05W)
		<b>National Objective:</b> LMC

**Activity to prevent, prepare for, and respond to Coronavirus:** No

**Initial Funding Date:** 11/03/2023

**Description:**

The Community Cupboard provides emergency food boxes to low-income individuals and families in the Menifee Valley. CDBG funds will be used for staff salaries (direct cost), food, utilities, rent, and other program-related expenses.

**Financing**

	Fund Type	Grant Year	Grant	Funded Amount	Drawn In Program Year	Drawn Thru Program Year
CDBG	EN	2023	B23UC060506	\$6,667.00	\$6,667.00	\$6,667.00
<b>Total</b>	<b>Total</b>			<b>\$6,667.00</b>	<b>\$6,667.00</b>	<b>\$6,667.00</b>

**Proposed Accomplishments**

People (General) : 250

**Actual Accomplishments**

	<b>Owner</b>		<b>Renter</b>		<b>Total</b>		<b>Person</b>	
<i>Number assisted:</i>	Total	Hispanic	Total	Hispanic	Total	Hispanic	Total	Hispanic
White:	0	0	0	0	0	0	193	0
Black/African American:	0	0	0	0	0	0	25	0
Asian:	0	0	0	0	0	0	13	0
American Indian/Alaskan Native:	0	0	0	0	0	0	3	0
Native Hawaiian/Other Pacific Islander:	0	0	0	0	0	0	1	0
American Indian/Alaskan Native & White:	0	0	0	0	0	0	6	0
Asian White:	0	0	0	0	0	0	0	0
Black/African American & White:	0	0	0	0	0	0	2	0
American Indian/Alaskan Native & Black/African American:	0	0	0	0	0	0	0	0
Other multi-racial:	0	0	0	0	0	0	7	0
Asian/Pacific Islander:	0	0	0	0	0	0	0	0
Hispanic:	0	0	0	0	0	0	0	0
<b>Total:</b>	<b>0</b>	<b>0</b>	<b>0</b>	<b>0</b>	<b>0</b>	<b>0</b>	<b>250</b>	<b>0</b>
Female-headed Households:	0		0		0			

*Income Category:*

	<b>Owner</b>	<b>Renter</b>	<b>Total</b>	<b>Person</b>
Extremely Low	0	0	0	0
Low Mod	0	0	0	238
Moderate	0	0	0	12
Non Low Moderate	0	0	0	0
Total	0	0	0	250
Percent Low/Mod				100.0%

**Annual Accomplishments**

Years	Accomplishment Narrative	# Benefitting
2023	2023-24 funding \$6,667. Project Completed 1/24/24. Menifee Valley Community Cupboard provided food assistance to 250 clients for the purpose c providing a suitable living environment. CDBG funds were used to pay for rental costs of the facility to operate the program serving those in need of food. By providing improved access to services, the national objective was met by benefiting 250 low- to moderate-income clients in the Riverside County community. MVCC served a combined total of 1488 individuals with all combined funding. Leverage funding was from other CDBG Federal, local funds, private, and fundraising.	

<b>PGM Year:</b>	2023	
<b>Project:</b>	0034 - 3.201-23 - Youth Scholarship Program	
<b>IDIS Activity:</b>	6771 - 3.201-23 - Youth Scholarship Program	
<b>Status:</b>	Completed 8/14/2024 8:48:14 PM	<b>Objective:</b> Create suitable living environments
<b>Location:</b>	901 W Esplanade Ave San Jacinto, CA 92582-4501	<b>Outcome:</b> Affordability
		<b>Matrix Code:</b> Other Public Services Not Listed in 05A
		<b>National Objective:</b> LMC

**Activity to prevent, prepare for, and respond to Coronavirus:** No

**Initial Funding Date:** 11/03/2023

**Description:**

Valley-Wide Recreation and Park District offers quality sports and other recreational activities for youth within the district boundaries. The Youth Scholarship Program assists families by providing access to these programs. CDBG funds will be used for "scholarships" for eligible youth who participate in the program.

**Financing**

	Fund Type	Grant Year	Grant	Funded Amount	Drawn In Program Year	Drawn Thru Program Year
CDBG	EN	2023	B23UC060506	\$6,731.25	\$6,731.25	\$6,731.25
<b>Total</b>	<b>Total</b>			<b>\$6,731.25</b>	<b>\$6,731.25</b>	<b>\$6,731.25</b>

**Proposed Accomplishments**

People (General) : 125

**Actual Accomplishments**

*Number assisted:*

	Owner		Renter		Total		Person	
	Total	Hispanic	Total	Hispanic	Total	Hispanic	Total	Hispanic
White:	0	0	0	0	0	0	45	0
Black/African American:	0	0	0	0	0	0	13	1
Asian:	0	0	0	0	0	0	0	0
American Indian/Alaskan Native:	0	0	0	0	0	0	0	0
Native Hawaiian/Other Pacific Islander:	0	0	0	0	0	0	0	0
American Indian/Alaskan Native & White:	0	0	0	0	0	0	2	0
Asian White:	0	0	0	0	0	0	0	0
Black/African American & White:	0	0	0	0	0	0	2	0
American Indian/Alaskan Native & Black/African American:	0	0	0	0	0	0	0	0
Other multi-racial:	0	0	0	0	0	0	66	0
Asian/Pacific Islander:	0	0	0	0	0	0	0	0
Hispanic:	0	0	0	0	0	0	0	0
<b>Total:</b>	<b>0</b>	<b>0</b>	<b>0</b>	<b>0</b>	<b>0</b>	<b>0</b>	<b>128</b>	<b>1</b>
Female-headed Households:	0		0		0			

*Income Category:*

	Owner	Renter	Total	Person
Extremely Low	0	0	0	0
Low Mod	0	0	0	118
Moderate	0	0	0	10

Non Low Moderate	0	0	0	0
Total	0	0	0	128
Percent Low/Mod				100.0%

#### Annual Accomplishments

Years	Accomplishment Narrative	# Benefitting
2023	2023-24 funding \$10,000. 6.6.2024 reprog \$3,268.75 to idis#6666, funding decreased to \$6,731.25. Project complete 06/05/2024. Valley-Wide Recreation and Park District offered quality sports and other recreational activities for youth within the district boundaries. The Youth Scholarship Program assisted families by providing access to these programs. CDBG funds were used to provide financial "scholarships" to income 135 eligible youth who participate in the program for the purpose of creating a suitable living environment. Leverage funding was from private foundation funds.	

PGM Year:	2023	
Project:	0035 - 3.202-23 - Empowerment Village Program	
IDIS Activity:	6772 - 3.202-23 - Empowerment Village Program	
Status:	Completed 8/15/2024 2:53:15 PM	Objective: Create suitable living environments
Location:	38950 Mesa Rd Temecula, CA 92592-8753	Outcome: Availability/accessibility
		Matrix Code: Other Public Services Not Listed in 05A National Objective: LMC

Activity to prevent, prepare for, and respond to Coronavirus: No

Initial Funding Date: 11/03/2023

#### Description:

The Empowerment Village Program will provide housing and support services to homeless single mothers with young children. CDBG funds will be used for staff salaries (direct costs), utilities, food, and other program-related expenses.

#### Financing

	Fund Type	Grant Year	Grant	Funded Amount	Drawn In Program Year	Drawn Thru Program Year
CDBG	EN	2023	B23UC060506	\$5,000.00	\$5,000.00	\$5,000.00
<b>Total</b>	<b>Total</b>			<b>\$5,000.00</b>	<b>\$5,000.00</b>	<b>\$5,000.00</b>

#### Proposed Accomplishments

People (General) : 20

#### Actual Accomplishments

Number assisted:	Owner		Renter		Total		Person	
	Total	Hispanic	Total	Hispanic	Total	Hispanic	Total	Hispanic
White:	0	0	0	0	0	0	5	3
Black/African American:	0	0	0	0	0	0	2	1
Asian:	0	0	0	0	0	0	0	0
American Indian/Alaskan Native:	0	0	0	0	0	0	0	0
Native Hawaiian/Other Pacific Islander:	0	0	0	0	0	0	0	0
American Indian/Alaskan Native & White:	0	0	0	0	0	0	0	0
Asian White:	0	0	0	0	0	0	1	0
Black/African American & White:	0	0	0	0	0	0	1	0
American Indian/Alaskan Native & Black/African American:	0	0	0	0	0	0	0	0
Other multi-racial:	0	0	0	0	0	0	1	0
Asian/Pacific Islander:	0	0	0	0	0	0	0	0
Hispanic:	0	0	0	0	0	0	0	0
<b>Total:</b>	<b>0</b>	<b>0</b>	<b>0</b>	<b>0</b>	<b>0</b>	<b>0</b>	<b>10</b>	<b>4</b>
Female-headed Households:	0		0		0			



Income Category:

	Owner	Renter	Total	Person
Extremely Low	0	0	0	0
Low Mod	0	0	0	10
Moderate	0	0	0	0
Non Low Moderate	0	0	0	0
Total	0	0	0	10
Percent Low/Mod				100.0%

Annual Accomplishments

Years	Accomplishment Narrative	# Benefitting
2023	2023-24 funding \$5,000. Project Completion Date 3/25/24. The Empowerment Village Program provided assistance to 10 homeless families consisting of women and children to provide a suitable living environment. The program provided housing, counseling, job and housing search services, and accessibility to services, which aided the family's sustainability. Leverage funding was from general funds.	

<b>PGM Year:</b>	2023	
<b>Project:</b>	0036 - 3.203-23 - Western Eagle Hunger Relief Food Box Program	
<b>IDIS Activity:</b>	6773 - 3.203-23 - Western Eagle Hunger Relief Food Box Program	
Status:	Completed 5/17/2024 12:57:37 PM	Objective: Create suitable living environments
Location:	40940 County Center Dr Temecula, CA 92591-6011	Outcome: Availability/accessibility
	Matrix Code: Food Banks (05W)	National Objective: LMC

Activity to prevent, prepare for, and respond to Coronavirus: No

Initial Funding Date: 11/03/2023

Description:

Western Eagle Foundation provides access to food to residents of Riverside County. The Food Box program supports individuals and households with nutritious food weekly. CDBG funds will be used for staff salaries (direct cost).

Financing

	Fund Type	Grant Year	Grant	Funded Amount	Drawn In Program Year	Drawn Thru Program Year
CDBG	EN	2023	B23UC060506	\$12,500.00	\$12,500.00	\$12,500.00
<b>Total</b>	<b>Total</b>			<b>\$12,500.00</b>	<b>\$12,500.00</b>	<b>\$12,500.00</b>

Proposed Accomplishments

People (General) : 500

Actual Accomplishments

	Owner		Renter		Total		Person	
Number assisted:	Total	Hispanic	Total	Hispanic	Total	Hispanic	Total	Hispanic
White:	0	0	0	0	0	0	360	130
Black/African American:	0	0	0	0	0	0	56	12
Asian:	0	0	0	0	0	0	41	0
American Indian/Alaskan Native:	0	0	0	0	0	0	19	7
Native Hawaiian/Other Pacific Islander:	0	0	0	0	0	0	9	0
American Indian/Alaskan Native & White:	0	0	0	0	0	0	0	0
Asian White:	0	0	0	0	0	0	0	0
Black/African American & White:	0	0	0	0	0	0	0	0
American Indian/Alaskan Native & Black/African American:	0	0	0	0	0	0	0	0
Other multi-racial:	0	0	0	0	0	0	15	0
Asian/Pacific Islander:	0	0	0	0	0	0	0	0
Hispanic:	0	0	0	0	0	0	0	0
<b>Total:</b>	<b>0</b>	<b>0</b>	<b>0</b>	<b>0</b>	<b>0</b>	<b>0</b>	<b>500</b>	<b>149</b>

Female-headed Households: 0 0 0

Income Category:

	Owner	Renter	Total	Person
Extremely Low	0	0	0	0
Low Mod	0	0	0	413
Moderate	0	0	0	87
Non Low Moderate	0	0	0	0
Total	0	0	0	500
Percent Low/Mod				100.0%

Annual Accomplishments

Years	Accomplishment Narrative	# Benefitting
2023	2023-24 funding \$12,500. Project Complete 4/22/24. Western Eagle Hunger Relief Food Box program provided food for 500 households to make food available to low-income families. Leverage funding was from private, State, local, and WEF stores for the purpose of accessibility to food for low-income families.	

PGM Year:	2023	
Project:	0037 - 3.204-23 - Cottonwood Park Enhancement and Accessibility Improvement Project	
IDIS Activity:	6774 - 3.204-23 - Cottonwood Park Enhancement and Accessibility Improvement Project	
Status:	Open	Objective: Create suitable living environments
Location:	44260 Sage Rd Aguanga, CA 92536-9696	Outcome: Availability/accessibility
		Matrix Code: Parks, Recreational Facilities (03F) National Objective: LMC

Activity to prevent, prepare for, and respond to Coronavirus: No

Initial Funding Date: 11/06/2023

Description:

Valley-Wide Recreation & Park District will use CDBG funds for design and construction services to remove architectural barriers and perform improvements at Cottonwood Park in order to achieve ADA compliance and provide accessibility of park resources for the elderly and persons with disabilities. Improvements to be made to the exterior of the facility and park area will include but are not limited to correcting replacing sloping along paths of travel, correcting changes in elevations, curbs, and ramps, installing required signage, replacing play structure for enhanced ADA accessible play, and other related improvements.

Financing

	Fund Type	Grant Year	Grant	Funded Amount	Drawn In Program Year	Drawn Thru Program Year
CDBG	EN	2022	B22UC060506	\$5,000.00	\$318.23	\$318.23
		2023	B23UC060506	\$200,000.00	\$0.00	\$0.00
<b>Total</b>	<b>Total</b>			<b>\$205,000.00</b>	<b>\$318.23</b>	<b>\$318.23</b>

Proposed Accomplishments

Public Facilities : 1,645

Actual Accomplishments

Number assisted:	Owner		Renter		Total		Person	
	Total	Hispanic	Total	Hispanic	Total	Hispanic	Total	Hispanic
White:	0	0	0	0	0	0	0	0
Black/African American:	0	0	0	0	0	0	0	0
Asian:	0	0	0	0	0	0	0	0
American Indian/Alaskan Native:	0	0	0	0	0	0	0	0
Native Hawaiian/Other Pacific Islander:	0	0	0	0	0	0	0	0
American Indian/Alaskan Native & White:	0	0	0	0	0	0	0	0
Asian White:	0	0	0	0	0	0	0	0
Black/African American & White:	0	0	0	0	0	0	0	0
American Indian/Alaskan Native & Black/African American:	0	0	0	0	0	0	0	0

Other multi-racial:	0	0	0	0	0	0	0	0
Asian/Pacific Islander:	0	0	0	0	0	0	0	0
Hispanic:	0	0	0	0	0	0	0	0
<b>Total:</b>	<b>0</b>	<b>0</b>	<b>0</b>	<b>0</b>	<b>0</b>	<b>0</b>	<b>0</b>	<b>0</b>

Female-headed Households:	0	0	0
---------------------------	---	---	---

*Income Category:*

	Owner	Renter	Total	Person
Extremely Low	0	0	0	0
Low Mod	0	0	0	0
Moderate	0	0	0	0
Non Low Moderate	0	0	0	0
Total	0	0	0	0
Percent Low/Mod				

**Annual Accomplishments**

Years	Accomplishment Narrative	# Benefitting
2023	2023-24 funding \$200,000. 12.6.2023 reprog \$5,000 from unencumbered for ADC, funding increased to \$205,000. The project is 0% complete. Valley-Wide Recreation & Park District will use CDBG funds for design and construction services to remove architectural barriers and perform improvements at Cottonwood Park in order to achieve ADA compliance and provide accessibility of park resources for the elderly and persons with disabilities for the purpose of creating a suitable living environment.	

<b>PGM Year:</b>	2023	
<b>Project:</b>	0038 - 3.205-23 - CDBG Assisted Code Enforcement	
<b>IDIS Activity:</b>	6775 - 3.205-23 - CDBG Assisted Code Enforcement	
<b>Status:</b>	Open	Objective: Create suitable living environments
<b>Location:</b>	4080 Lemon St Various Locations throughout Riverside C Riverside, CA 92501-3609	Outcome: Sustainability Matrix Code: Code Enforcement (15) National Objective: LMA

**Activity to prevent, prepare for, and respond to Coronavirus: No**

**Initial Funding Date:** 11/06/2023

**Description:**

Riverside County Code Enforcement will use CDBG funds to conduct enhanced code enforcement activities in targeted unincorporated areas. Code enforcement aims to enhance public safety and the quality of life through fair enforcement of laws and codes in partnership with communities, private and publicly funded improvements, rehabilitation, and other services. The CDBG-funded code enforcement will target dangerous and substandard structures, zoning violations, and other health and safety issues. Activities include proactive enforcement, which eliminates reduces deterioration in residential areas as defined in CDBG Assisted Code Enforcement policies established by the County of Riverside and approved by HUD in November 2017. Eligible costs include salaries (direct cost), overhead, related expenses of code enforcement officers, and legal proceedings.

**Financing**

	Fund Type	Grant Year	Grant	Funded Amount	Drawn In Program Year	Drawn Thru Program Year
CDBG	EN	2023	B23UC060506	\$83,456.25	\$70,325.50	\$70,325.50
<b>Total</b>				<b>\$83,456.25</b>	<b>\$70,325.50</b>	<b>\$70,325.50</b>

**Proposed Accomplishments**

People (General) : 24,300  
Total Population in Service Area: 30,445  
Census Tract Percent Low / Mod: 66.81

**Annual Accomplishments**

Years	Accomplishment Narrative	# Benefitting
-------	--------------------------	---------------

2023 2023-24 funding: \$100,000. Per TLMA request, reprog \$16,543.75 to IDIS #6831; funding decreased to \$83,456.25. The project is 70% complete. The County of Riverside Code Enforcement Department used CDBG funds to pay for the cost associated with the implementation of building-related code enforcement activities within approved targeted areas of the County's 3rd District's boundaries, pursuant to the County's CDBG-Assisted Code Enforcement Policies and Procedures (November 2017) and HUD CPD Notice 14-016, for the purpose of creating a suitable living environment. Eligible expenses included costs incurred for inspection for a code violation and enforcement, including salaries and related expenses of code enforcement inspectors and legal proceedings within county-approved target areas.

<b>PGM Year:</b>	2023	
<b>Project:</b>	0039 - 3.206-23 - 3rd District Public Facility Fund	
<b>IDIS Activity:</b>	6776 - 3.206-23 - 3rd District Public Facility Fund	
<b>Status:</b>	Canceled 11/14/2023 12:05:11 PM	<b>Objective:</b> Create suitable living environments
<b>Location:</b>	3403 10th St 3rd District Riverside, CA 92501-3670	<b>Outcome:</b> Sustainability
		<b>Matrix Code:</b> Other Public Improvements Not Listed
		<b>National Objective:</b> LMC

**Activity to prevent, prepare for, and respond to Coronavirus:** No

**Initial Funding Date:** 11/06/2023

**Description:**

CDBG funds will be used to construct eligible public facilities and infrastructures benefiting low- to moderate-income persons in the 3rd District. As specific and eligible projects are identified, the County will proceed with amendments to the 2023-2024 One Year Action Plan pursuant to the Citizen Participation Plan.

**Financing**

No data returned for this view. This might be because the applied filter excludes all data.

**Proposed Accomplishments**

People (General) : 1

**Actual Accomplishments**

*Number assisted:*

	Owner		Renter		Total		Person	
	Total	Hispanic	Total	Hispanic	Total	Hispanic	Total	Hispanic
White:	0	0	0	0	0	0		0
Black/African American:	0	0	0	0	0	0	0	0
Asian:	0	0	0	0	0	0	0	0
American Indian/Alaskan Native:	0	0	0	0	0	0	0	0
Native Hawaiian/Other Pacific Islander:	0	0	0	0	0	0	0	0
American Indian/Alaskan Native & White:	0	0	0	0	0	0	0	0
Asian White:	0	0	0	0	0	0	0	0
Black/African American & White:	0	0	0	0	0	0	0	0
American Indian/Alaskan Native & Black/African American:	0	0	0	0	0	0	0	0
Other multi-racial:	0	0	0	0	0	0	0	0
Asian/Pacific Islander:	0	0	0	0	0	0	0	0
Hispanic:	0	0	0	0	0	0	0	0
<b>Total:</b>	<b>0</b>	<b>0</b>	<b>0</b>	<b>0</b>	<b>0</b>	<b>0</b>	<b>0</b>	<b>0</b>
Female-headed Households:	0		0		0			

*Income Category:*

	Owner	Renter	Total	Person
Extremely Low	0	0	0	0
Low Mod	0	0	0	0
Moderate	0	0	0	0
Non Low Moderate	0	0	0	0

Total 0 0 0 0  
Percent Low/Mod

#### Annual Accomplishments

Years	Accomplishment Narrative	# Benefitting
2023	2023-24 funding \$245,770. 11.14.2023 reprog \$245,770 to unencumbered for tracking, cannot leave in a pass-thru project, funding reduced to \$0, project canceled.	

PGM Year:	2023	
Project:	0040 - 3.MR.76-23 - Pedestrian Safety Enhancement Project	
IDIS Activity:	6777 - 3.MR.76-23 - Pedestrian Safety Enhancement Project	
Status:	Open	Objective: Create suitable living environments
Location:	1 Town Sq Various locations within the City of Mur Murrieta, CA 92562-7922	Outcome: Availability/accessibility
		Matrix Code: Other Public Improvements Not Listed
		National Objective: LMC

Activity to prevent, prepare for, and respond to Coronavirus: No

Initial Funding Date: 11/06/2023

#### Description:

CDBG funds will be used to enhance pedestrian safety by installing new and upgrading existing pedestrian facility ramps to remove architectural barriers and meet ADA requirements throughout the City. Eligible costs will include design, construction, compliance, monitoring, and project management.

#### Financing

	Fund Type	Grant Year	Grant	Funded Amount	Drawn In Program Year	Drawn Thru Program Year
CDBG	EN	2022	B22UC060506	\$5,000.00	\$428.47	\$428.47
		2023	B23UC060506	\$420,891.00	\$0.00	\$0.00
<b>Total</b>	<b>Total</b>			<b>\$425,891.00</b>	<b>\$428.47</b>	<b>\$428.47</b>

#### Proposed Accomplishments

People (General) : 1

#### Actual Accomplishments

	Owner		Renter		Total		Person	
Number assisted:	Total	Hispanic	Total	Hispanic	Total	Hispanic	Total	Hispanic
White:	0	0	0	0	0	0		0
Black/African American:	0	0	0	0	0	0	0	0
Asian:	0	0	0	0	0	0	0	0
American Indian/Alaskan Native:	0	0	0	0	0	0	0	0
Native Hawaiian/Other Pacific Islander:	0	0	0	0	0	0	0	0
American Indian/Alaskan Native & White:	0	0	0	0	0	0	0	0
Asian White:	0	0	0	0	0	0	0	0
Black/African American & White:	0	0	0	0	0	0	0	0
American Indian/Alaskan Native & Black/African American:	0	0	0	0	0	0	0	0
Other multi-racial:	0	0	0	0	0	0	0	0
Asian/Pacific Islander:	0	0	0	0	0	0	0	0
Hispanic:	0	0	0	0	0	0	0	0
<b>Total:</b>	<b>0</b>	<b>0</b>	<b>0</b>	<b>0</b>	<b>0</b>	<b>0</b>	<b>0</b>	<b>0</b>
Female-headed Households:	0		0		0			

#### Income Category:

	Owner	Renter	Total	Person
Extremely Low	0	0	0	0

### Annual Accomplishments

**Activity to prevent, prepare for, and respond to Coronavirus:** No

**Description:**

The City of Murrieta will use CDBG funds to provide program management, coordination, monitoring, and evaluation of the City's CDBG Program.

### Proposed Accomplishments

### Actual Accomplishments

*Number assisted:*

[illegible]

Female-headed Households: 0

Income Category:

	Owner	Renter	Total	Person
Extremely Low			0	
Low Mod			0	
Moderate			0	
Non Low Moderate			0	
Total	0	0	0	0
Percent Low/Mod				

Annual Accomplishments

No data returned for this view. This might be because the applied filter excludes all data.

PGM Year:	2023	
Project:	0042 - 3.MR.78-23 - Cultivating Inclusion Inc.	
IDIS Activity:	6779 - 3.MR.78-23 - Cultivating Inclusion Inc.	
Status:	Completed 8/19/2024 7:52:14 PM	Objective: Create suitable living environments
Location:	39775 Alta Murrieta Dr. 1 Town Square, Murrieta, CA 92562	Outcome: Availability/accessibility
	Murrieta, CA 92563	Matrix Code: Services for Persons with Disabilities
		National Objective: LMC

Activity to prevent, prepare for, and respond to Coronavirus: No

Initial Funding Date: 11/06/2023

Description:

Cultivating Inclusion is a day program for students with disabilities in Murrieta Valley Unified School District and special-needs adults enrolled in state vocational programs. Program participants learn to grow food and give back to those in need in the community. CDBG funds will be used for operational expenses, materials, and supplies.

Financing

	Fund Type	Grant Year	Grant	Funded Amount	Drawn In Program Year	Drawn Thru Program Year
CDBG	EN	2023	B23UC060506	\$10,000.00	\$10,000.00	\$10,000.00
Total	Total			\$10,000.00	\$10,000.00	\$10,000.00

Proposed Accomplishments

People (General) : 50

Actual Accomplishments

	Owner		Renter		Total		Person	
Number assisted:	Total	Hispanic	Total	Hispanic	Total	Hispanic	Total	Hispanic
White:	0	0	0	0	0	0	71	22
Black/African American:	0	0	0	0	0	0	17	1
Asian:	0	0	0	0	0	0	7	2
American Indian/Alaskan Native:	0	0	0	0	0	0	6	5
Native Hawaiian/Other Pacific Islander:	0	0	0	0	0	0	5	4
American Indian/Alaskan Native & White:	0	0	0	0	0	0	1	0
Asian White:	0	0	0	0	0	0	0	0
Black/African American & White:	0	0	0	0	0	0	3	0
American Indian/Alaskan Native & Black/African American:	0	0	0	0	0	0	1	0
Other multi-racial:	0	0	0	0	0	0	1	0

Asian/Pacific Islander:	0	0	0	0	0	0	0	0
Hispanic:	0	0	0	0	0	0	0	0
<b>Total:</b>	<b>0</b>	<b>0</b>	<b>0</b>	<b>0</b>	<b>0</b>	<b>0</b>	<b>112</b>	<b>34</b>

Female-headed Households: 0 0 0

*Income Category:*

	Owner	Renter	Total	Person
Extremely Low	0	0	0	112
Low Mod	0	0	0	0
Moderate	0	0	0	0
Non Low Moderate	0	0	0	0
Total	0	0	0	112
Percent Low/Mod				100.0%

**Annual Accomplishments**

Years	Accomplishment Narrative	# Benefitting
2023	2023-24 funding \$10,000. Project is 100% Complete. Cultivating Inclusion used CDBG funds to administer a day program for students with disabilities in Murrieta Valley Unified School District and special-needs adults enrolled in state vocational programs. CDBG funds were used for operational expenses, materials, and supplies.	

<b>PGM Year:</b>	2023	
<b>Project:</b>	0043 - 3.MR.79-23 - Boys & Girls Club Scholarship Program	
<b>IDIS Activity:</b>	6780 - 3.MR.79-23 - Boys & Girls Club Scholarship Program	
Status:	Completed 8/14/2024 8:56:28 PM	Objective: Create suitable living environments
Location:	40550 California Oaks Rd 1 Town Square, Murrieta, CA 92589 Murrieta, CA 92562-5854	Outcome: Affordability
		Matrix Code: Other Public Services Not Listed in 05A- National Objective: LMC

**Activity to prevent, prepare for, and respond to Coronavirus:** No

**Initial Funding Date:** 11/06/2023

**Description:**

The Boys and Girls Club of Southwest County provides an after-school program for youth ages 6-17 that promotes activities in character and leadership, the arts, health and life skills, education and technology, and sports and recreation. CDBG funds will be used to provide program "scholarships" to help reduce program costs for low-income households.

**Financing**

	Fund Type	Grant Year	Grant	Funded Amount	Drawn In Program Year	Drawn Thru Program Year
CDBG	EN	2023	B23UC060506	\$10,000.00	\$10,000.00	\$10,000.00
<b>Total</b>	<b>Total</b>			<b>\$10,000.00</b>	<b>\$10,000.00</b>	<b>\$10,000.00</b>

**Proposed Accomplishments**

People (General) : 16

**Actual Accomplishments**

	Owner		Renter		Total		Person	
<i>Number assisted:</i>	Total	Hispanic	Total	Hispanic	Total	Hispanic	Total	Hispanic
White:	0	0	0	0	0	0	7	0
Black/African American:	0	0	0	0	0	0	2	0
Asian:	0	0	0	0	0	0	5	0
American Indian/Alaskan Native:	0	0	0	0	0	0	0	0



Native Hawaiian/Other Pacific Islander:	0	0	0	0	0	0	1	0
American Indian/Alaskan Native & White:	0	0	0	0	0	0	0	0
Asian White:	0	0	0	0	0	0	0	0
Black/African American & White:	0	0	0	0	0	0	0	0
American Indian/Alaskan Native & Black/African American:	0	0	0	0	0	0	0	0
Other multi-racial:	0	0	0	0	0	0	4	0
Asian/Pacific Islander:	0	0	0	0	0	0	0	0
Hispanic:	0	0	0	0	0	0	0	0
<b>Total:</b>	<b>0</b>	<b>0</b>	<b>0</b>	<b>0</b>	<b>0</b>	<b>0</b>	<b>19</b>	<b>0</b>

Female-headed Households: 0 0 0

*Income Category:*

	Owner	Renter	Total	Person
Extremely Low	0	0	0	8
Low Mod	0	0	0	9
Moderate	0	0	0	2
Non Low Moderate	0	0	0	0
Total	0	0	0	19
Percent Low/Mod				100.0%

**Annual Accomplishments**

Years	Accomplishment Narrative	# Benefitting
2023	2023-24 funding \$10,000. Project Completed on 7/8/2024. The Boys and Girls Club of Southwest County provided an after-school program for youth ages 6-17. CDBG funds were used to provide program "scholarships" to help reduce program costs for 19 low-income households	

<b>PGM Year:</b>	2023	
<b>Project:</b>	0044 - 4.287-23 - Mecca Comfort Station	
<b>IDIS Activity:</b>	6781 - 4.287-23 - Mecca Comfort Station	
Status:	Completed 5/24/2024 5:43:28 PM	Objective: Create suitable living environments
Location:	66-101 Hammond Road Mecca, CA 92254	Outcome: Availability/accessibility
		Matrix Code: Other Public Services Not Listed in 05A National Objective: LMC

**Activity to prevent, prepare for, and respond to Coronavirus:** No

**Initial Funding Date:** 11/06/2023

**Description:**

The Galilee Center provides food, clothing, shower, and laundry services to migrant farmworkers in the eastern Coachella Valley. CDBG funds will be used for direct program costs such as shower and laundry facility supplies, daily meals, utilities, staff salaries (direct cost), and other program related expenses. This project would serve communities eligible under the Eastern Coachella Valley Community Empowerment Initiative (ECVCEI).

**Financing**

	Fund Type	Grant Year	Grant	Funded Amount	Drawn In Program Year	Drawn Thru Program Year
CDBG	EN	2023	B23UC060506	\$50,000.00	\$50,000.00	\$50,000.00
<b>Total</b>	<b>Total</b>			<b>\$50,000.00</b>	<b>\$50,000.00</b>	<b>\$50,000.00</b>

**Proposed Accomplishments**

People (General) : 36

**Actual Accomplishments**

	Owner		Renter		Total		Person	
<i>Number assisted:</i>	Total	Hispanic	Total	Hispanic	Total	Hispanic	Total	Hispanic
White:	0	0	0	0	0	0	21	21

Black/African American:	0	0	0	0	0	0	0	0
Asian:	0	0	0	0	0	0	0	0
American Indian/Alaskan Native:	0	0	0	0	0	0	0	0
Native Hawaiian/Other Pacific Islander:	0	0	0	0	0	0	0	0
American Indian/Alaskan Native & White:	0	0	0	0	0	0	0	0
Asian White:	0	0	0	0	0	0	0	0
Black/African American & White:	0	0	0	0	0	0	0	0
American Indian/Alaskan Native & Black/African American:	0	0	0	0	0	0	0	0
Other multi-racial:	0	0	0	0	0	0	0	0
Asian/Pacific Islander:	0	0	0	0	0	0	0	0
Hispanic:	0	0	0	0	0	0	0	0
<b>Total:</b>	<b>0</b>	<b>0</b>	<b>0</b>	<b>0</b>	<b>0</b>	<b>0</b>	<b>21</b>	<b>21</b>

Female-headed Households: 0 0 0

*Income Category:*

	Owner	Renter	Total	Person
Extremely Low	0	0	0	21
Low Mod	0	0	0	0
Moderate	0	0	0	0
Non Low Moderate	0	0	0	0
Total	0	0	0	21
Percent Low/Mod				100.0%

**Annual Accomplishments**

Years	Accomplishment Narrative	# Benefitting
2023	2023-24 funding \$50,000. Project Completed on 2/16/2024. The Galilee Center provided food, clothing, shower, and laundry services to low-income individuals and migrant farmworkers in the eastern Coachella Valley. CDBG funds were used for staff salaries (direct cost), shelter utilities, food, and supplies. The project met the national objective of benefiting 21 low-income migrant workers and individuals by providing access to a suitable living environment. Increase in needs and costs of supportive services.	

<b>PGM Year:</b>	2023	
<b>Project:</b>	0045 - 4.288-23 - Eastern Coachella Valley Reading Program	
<b>IDIS Activity:</b>	6782 - 4.288-23 - Eastern Coachella Valley Reading Program	
Status:	Completed 5/24/2024 6:11:23 PM	Objective: Create suitable living environments
Location:	45305 Oasis St Indio, CA 92201-4337	Outcome: Availability/accessibility
		Matrix Code: Other Public Services Not Listed in 05A- National Objective: LMC

**Activity to prevent, prepare for, and respond to Coronavirus:** No

**Initial Funding Date:** 11/06/2023

**Description:**

Desert Recreation District (DRD) provides Eastern Coachella Valley unincorporated communities of Thermal, Mecca, North Shore, and surrounding areas access to youth reading programs. Programs will include reading, literacy, comprehension, discussion, and reading theater. CDBG funds will be used for staff salaries (direct costs), supplies, operating expenses, and other program-related expenses.

**Financing**

	Fund Type	Grant Year	Grant	Funded Amount	Drawn In Program Year	Drawn Thru Program Year
CDBG	EN	2023	B23UC060506	\$10,000.00	\$10,000.00	\$10,000.00
<b>Total</b>	<b>Total</b>			<b>\$10,000.00</b>	<b>\$10,000.00</b>	<b>\$10,000.00</b>

**Proposed Accomplishments**

People (General) : 75

## Actual Accomplishments

Number assisted:

	Owner		Renter		Total		Person	
	Total	Hispanic	Total	Hispanic	Total	Hispanic	Total	Hispanic
White:	0	0	0	0	0	0	33	21
Black/African American:	0	0	0	0	0	0	0	0
Asian:	0	0	0	0	0	0	0	0
American Indian/Alaskan Native:	0	0	0	0	0	0	0	0
Native Hawaiian/Other Pacific Islander:	0	0	0	0	0	0	0	0
American Indian/Alaskan Native & White:	0	0	0	0	0	0	3	3
Asian White:	0	0	0	0	0	0	0	0
Black/African American & White:	0	0	0	0	0	0	3	0
American Indian/Alaskan Native & Black/African American:	0	0	0	0	0	0	0	0
Other multi-racial:	0	0	0	0	0	0	5	0
Asian/Pacific Islander:	0	0	0	0	0	0	0	0
Hispanic:	0	0	0	0	0	0	0	0
<b>Total:</b>	<b>0</b>	<b>0</b>	<b>0</b>	<b>0</b>	<b>0</b>	<b>0</b>	<b>44</b>	<b>24</b>

Female-headed Households: 0 0 0

Income Category:

	Owner	Renter	Total	Person
Extremely Low	0	0	0	0
Low Mod	0	0	0	41
Moderate	0	0	0	3
Non Low Moderate	0	0	0	0
Total	0	0	0	44
Percent Low/Mod				100.0%

## Annual Accomplishments

Years	Accomplishment Narrative	# Benefitting
2023	2023-24 funding \$10,000. Project completed on 3/15/2024. Desert Recreation District provided 44 income-eligible youth from the Eastern Coachella Valley unincorporated communities of Thermal, Mecca, North Shore, and surrounding areas with access to youth reading programs. CDBG funds were used for staff salaries (direct costs), supplies, operating expenses, and other program-related expenses for the purpose of creating a suitable living environment.	

PGM Year:	2023	
Project:	0046 - 4.289-23 - Training Dogs for Blind Individuals	
IDIS Activity:	6783 - 4.289-23 - Training Dogs for Blind Individuals	
Status:	Completed 8/14/2024 9:02:21 PM	Objective: Create suitable living environments
Location:	60735 Dillon Rd Whitewater, CA 92282-3014	Outcome: Affordability
		Matrix Code: Services for Persons with Disabilities
		National Objective: LMC

Activity to prevent, prepare for, and respond to Coronavirus: No

Initial Funding Date: 11/06/2023

Description:

Guide Dogs of the Desert provides mobility, companionship, and independence for the blind with guide dogs throughout the Coachella Valley. CDBG funds will be used for "scholarship" for eligible participants.

## Financing

	Fund Type	Grant Year	Grant	Funded Amount	Drawn In Program Year	Drawn Thru Program Year
CDBG	EN	2023	B23UC060506	\$20,000.00	\$20,000.00	\$20,000.00
<b>Total</b>	<b>Total</b>			<b>\$20,000.00</b>	<b>\$20,000.00</b>	<b>\$20,000.00</b>

#### Proposed Accomplishments

People (General) : 25

#### Actual Accomplishments

Number assisted:

	Owner		Renter		Total		Person	
	Total	Hispanic	Total	Hispanic	Total	Hispanic	Total	Hispanic
White:	0	0	0	0	0	0	9	3
Black/African American:	0	0	0	0	0	0	0	0
Asian:	0	0	0	0	0	0	0	0
American Indian/Alaskan Native:	0	0	0	0	0	0	0	0
Native Hawaiian/Other Pacific Islander:	0	0	0	0	0	0	0	0
American Indian/Alaskan Native & White:	0	0	0	0	0	0	0	0
Asian White:	0	0	0	0	0	0	0	0
Black/African American & White:	0	0	0	0	0	0	0	0
American Indian/Alaskan Native & Black/African American:	0	0	0	0	0	0	0	0
Other multi-racial:	0	0	0	0	0	0	0	0
Asian/Pacific Islander:	0	0	0	0	0	0	0	0
Hispanic:	0	0	0	0	0	0	0	0
<b>Total:</b>	<b>0</b>	<b>0</b>	<b>0</b>	<b>0</b>	<b>0</b>	<b>0</b>	<b>9</b>	<b>3</b>
Female-headed Households:	0		0		0			

Income Category:

	Owner	Renter	Total	Person
Extremely Low	0	0	0	0
Low Mod	0	0	0	9
Moderate	0	0	0	0
Non Low Moderate	0	0	0	0
Total	0	0	0	9
Percent Low/Mod				100.0%

#### Annual Accomplishments

Years	Accomplishment Narrative	# Benefitting
2023	2023-24 funding \$20,000. Project completed on 4/17/2024. Guide dogs of the desert provides mobility training, companionship, and independence for the blind with guide dogs throughout the Coachella Valley. CDBG funds will be used for "scholarships" for eligible participants to receive mobility training for the purpose of a suitable living environment.	

<b>PGM Year:</b>	2023
<b>Project:</b>	0047 - 4.290-23 - Patient Transportation Vehicle
<b>IDIS Activity:</b>	6784 - 4.290-23 - Patient Transportation Vehicle
<b>Status:</b>	Canceled 2/2/2024 1:10:42 PM
<b>Location:</b>	7885 Annandale Ave 12890 Quinta Way Desert Hot Springs, CA 92240-1419
<b>Objective:</b>	Create suitable living environments
<b>Outcome:</b>	Availability/accessibility
<b>Matrix Code:</b>	Other Public Services Not Listed in 05A
<b>National Objective:</b>	LMC

Activity to prevent, prepare for, and respond to Coronavirus: No

Initial Funding Date: 11/07/2023

Description:

The Ranch Recovery Centers, Inc., is dedicated to helping men and women begin their recovery from the devastating and far-reaching effects of alcoholism and drug dependency. CDBG funds will be used to purchase a vehicle to transport patients to various medical appointments and activities.

Financing

No data returned for this view. This might be because the applied filter excludes all data.

Proposed Accomplishments

People (General) : 500

Actual Accomplishments

Number assisted:	Owner		Renter		Total		Person	
	Total	Hispanic	Total	Hispanic	Total	Hispanic	Total	Hispanic
White:	0	0	0	0	0	0		0
Black/African American:	0	0	0	0	0	0	0	0
Asian:	0	0	0	0	0	0	0	0
American Indian/Alaskan Native:	0	0	0	0	0	0	0	0
Native Hawaiian/Other Pacific Islander:	0	0	0	0	0	0	0	0
American Indian/Alaskan Native & White:	0	0	0	0	0	0	0	0
Asian White:	0	0	0	0	0	0	0	0
Black/African American & White:	0	0	0	0	0	0	0	0
American Indian/Alaskan Native & Black/African American:	0	0	0	0	0	0	0	0
Other multi-racial:	0	0	0	0	0	0	0	0
Asian/Pacific Islander:	0	0	0	0	0	0	0	0
Hispanic:	0	0	0	0	0	0	0	0
Total:	0	0	0	0	0	0	0	0
Female-headed Households:	0		0		0			
Income Category:								
	Owner	Renter	Total		Person			
Extremely Low	0	0	0		0			
Low Mod	0	0	0		0			
Moderate	0	0	0		0			
Non Low Moderate	0	0	0		0			
Total	0	0	0		0			
Percent Low/Mod								

Annual Accomplishments

Years	Accomplishment Narrative	# Benefitting
2023	2023-24 funding \$5,000. 2.2.2024 reprog \$5,000 to unencumbered, sponsor denied funding, funding decreased \$0. Project canceled.	

PGM Year:	2023	
Project:	0048 - 4.291-23 - Harrison House Transitional Living Program	
IDIS Activity:	6785 - 4.291-23 - Harrison House Transitional Living Program	
Status:	Completed 8/14/2024 9:04:22 PM	Objective: Create suitable living environments
Location:	72695 La Canada Way Thousand Palms, CA 92276-6655	Outcome: Availability/accessibility
		Matrix Code: Operating Costs of Homeless/AIDS
		National Objective: LMC

Activity to prevent, prepare for, and respond to Coronavirus: No

Initial Funding Date: 11/07/2023

**Description:**

Operation Safehouse provides the Harrison House Transitional Living Program for youth to provide housing assistance for the homeless, runaways, or those aged 18-24 who have aged out of the foster care system. CDBG funds will be used for staff salaries (direct cost).

**Financing**

	Fund Type	Grant Year	Grant	Funded Amount	Drawn In Program Year	Drawn Thru Program Year
CDBG	EN	2018	B18UC060506	\$10,000.00	\$10,000.00	\$10,000.00
		2023	B23UC060506	\$37,585.45	\$37,585.45	\$37,585.45
<b>Total</b>	<b>Total</b>			<b>\$47,585.45</b>	<b>\$47,585.45</b>	<b>\$47,585.45</b>

**Proposed Accomplishments**

People (General) : 18

**Actual Accomplishments**

	Owner		Renter		Total		Person	
Number assisted:	Total	Hispanic	Total	Hispanic	Total	Hispanic	Total	Hispanic
White:	0	0	0	0	0	0	7	4
Black/African American:	0	0	0	0	0	0	3	0
Asian:	0	0	0	0	0	0	0	0
American Indian/Alaskan Native:	0	0	0	0	0	0	0	0
Native Hawaiian/Other Pacific Islander:	0	0	0	0	0	0	0	0
American Indian/Alaskan Native & White:	0	0	0	0	0	0	1	1
Asian White:	0	0	0	0	0	0	0	0
Black/African American & White:	0	0	0	0	0	0	0	0
American Indian/Alaskan Native & Black/African American:	0	0	0	0	0	0	0	0
Other multi-racial:	0	0	0	0	0	0	0	0
Asian/Pacific Islander:	0	0	0	0	0	0	0	0
Hispanic:	0	0	0	0	0	0	0	0
<b>Total:</b>	<b>0</b>	<b>0</b>	<b>0</b>	<b>0</b>	<b>0</b>	<b>0</b>	<b>11</b>	<b>5</b>
Female-headed Households:	0		0		0			

*Income Category:*

	Owner	Renter	Total	Person
Extremely Low	0	0	0	0
Low Mod	0	0	0	11
Moderate	0	0	0	0
Non Low Moderate	0	0	0	0
Total	0	0	0	11
Percent Low/Mod				100.0%

**Annual Accomplishments**

Years	Accomplishment Narrative	# Benefitting
2023	2023-24 funding \$10,000. 2.1.2024 reprog \$10,000 from unencumbered, funding increased to \$20,000. 5.9.2024 reprog \$27,585.45 from idis#6751, funding increased \$47,585.45. Project Complete Date 10/30/23. Operation SafeHouse provided assistance at the Harrison House Transitional Living program to 11 clients for the purpose of providing a suitable living environment. Services included counseling services, housing, food, job search and assistance, educational goal plans, and transition to permanent housing. CDBG funds were used to pay for direct staff costs of case managers associated with the program to assist homeless youth. By providing improved access to services, the national objective was met of benefiting 11 low to moderate-income clients in the Riverside County community. Leverage funding was from Federal, local funds, private, and rents collected.	

PGM Year: 2023  
Project: 0049 - 4.292-23 - Martha's Village and Kitchen Improvement Project Phase II

**IDIS Activity:** 6786 - 4.292-23 - Martha's Village and Kitchen Improvement Project Phase II

Status: Open

Objective: Create suitable living environments

Location: 83791 Date Ave Indio, CA 92201-4737

Outcome: Availability/accessibility

Matrix Code: Homeless Facilities (not operating)

National Objective: LMC

**Activity to prevent, prepare for, and respond to Coronavirus:** No

**Initial Funding Date:** 11/07/2023

**Description:**

Martha's Village and Kitchen provides housing to homeless individuals and families in the eastern Coachella Valley. CDBG funds will be used to install energy-efficient windows. Eligible CDBG expenses will include design, construction, project management, compliance monitoring, and other program-related expenses.

**Financing**

	Fund Type	Grant Year	Grant	Funded Amount	Drawn In Program Year	Drawn Thru Program Year
CDBG	EN	2022	B22UC060506	\$5,000.00	\$318.23	\$318.23
		2023	B23UC060506	\$51,582.00	\$51,582.00	\$51,582.00
<b>Total</b>	<b>Total</b>			<b>\$56,582.00</b>	<b>\$51,900.23</b>	<b>\$51,900.23</b>

**Proposed Accomplishments**

Public Facilities : 100

**Actual Accomplishments**

Number assisted:

	Owner		Renter		Total		Person	
	Total	Hispanic	Total	Hispanic	Total	Hispanic	Total	Hispanic
White:	0	0	0	0	0	0	0	0
Black/African American:	0	0	0	0	0	0	0	0
Asian:	0	0	0	0	0	0	0	0
American Indian/Alaskan Native:	0	0	0	0	0	0	0	0
Native Hawaiian/Other Pacific Islander:	0	0	0	0	0	0	0	0
American Indian/Alaskan Native & White:	0	0	0	0	0	0	0	0
Asian White:	0	0	0	0	0	0	0	0
Black/African American & White:	0	0	0	0	0	0	0	0
American Indian/Alaskan Native & Black/African American:	0	0	0	0	0	0	0	0
Other multi-racial:	0	0	0	0	0	0	0	0
Asian/Pacific Islander:	0	0	0	0	0	0	0	0
Hispanic:	0	0	0	0	0	0	0	0
<b>Total:</b>	<b>0</b>	<b>0</b>	<b>0</b>	<b>0</b>	<b>0</b>	<b>0</b>	<b>0</b>	<b>0</b>
Female-headed Households:	0		0		0			

Income Category:

	Owner	Renter	Total	Person
Extremely Low	0	0	0	0
Low Mod	0	0	0	0
Moderate	0	0	0	0
Non Low Moderate	0	0	0	0
Total	0	0	0	0
Percent Low/Mod				

**Annual Accomplishments**

Years	Accomplishment Narrative	# Benefitting
-------	--------------------------	---------------

2023 2023-24 funding \$51,582. 12.6.2023 reprog \$5,000 from unencumbered for ADC, funding increased to \$56,582. Project underway. Projected completion October 2024. Marthas Village and Kitchen Improvement program will complete the installation of new energy-efficient windows for the purpose of a suitable living environment for homeless individuals receiving assistance at the facility. Clients will have accessibility to a facility with better conditions in the winter and summer months. Leverage funding was from general funds.

**PGM Year:** 2023  
**Project:** 0050 - 4.293-23 - Desert Arc Parking Lot Project  
**IDIS Activity:** 6787 - 4.293-23 - Desert Arc Parking Lot Project  
**Status:** Open  
**Location:** 73255 Cnty Club Dr Palm Desert, CA 92260-2309  
**Objective:** Create suitable living environments  
**Outcome:** Availability/accessibility  
**Matrix Code:** Facility for Persons with Disabilities  
**National Objective:** LMC

**Activity to prevent, prepare for, and respond to Coronavirus:** No  
**Initial Funding Date:** 11/07/2023

**Description:**  
The Desert Arc's mission is to enhance the quality of life and create opportunities for people with disabilities. CDBG will be used to rehabilitate an existing parking lot. Improvements will include but are not limited to crack repair, slurry sealing, restriping painting of all asphalt surfaces, and adjoining curbing. Eligible CDBG expenses will include design, construction, project management, compliance monitoring, and other related activities.

#### Financing

	Fund Type	Grant Year	Grant	Funded Amount	Drawn In Program Year	Drawn Thru Program Year
CDBG	EN	2022	B22UC060506	\$5,000.00	\$938.95	\$938.95
		2023	B23UC060506	\$90,000.00	\$80,298.00	\$80,298.00
<b>Total</b>	<b>Total</b>			<b>\$95,000.00</b>	<b>\$81,236.95</b>	<b>\$81,236.95</b>

#### Proposed Accomplishments

Public Facilities : 1

#### Actual Accomplishments

Number assisted:

	Owner		Renter		Total		Person	
	Total	Hispanic	Total	Hispanic	Total	Hispanic	Total	Hispanic
White:	0	0	0	0	0	0		0
Black/African American:	0	0	0	0	0	0	0	0
Asian:	0	0	0	0	0	0	0	0
American Indian/Alaskan Native:	0	0	0	0	0	0	0	0
Native Hawaiian/Other Pacific Islander:	0	0	0	0	0	0	0	0
American Indian/Alaskan Native & White:	0	0	0	0	0	0	0	0
Asian White:	0	0	0	0	0	0	0	0
Black/African American & White:	0	0	0	0	0	0	0	0
American Indian/Alaskan Native & Black/African American:	0	0	0	0	0	0	0	0
Other multi-racial:	0	0	0	0	0	0	0	0
Asian/Pacific Islander:	0	0	0	0	0	0	0	0
Hispanic:	0	0	0	0	0	0	0	0
<b>Total:</b>	<b>0</b>	<b>0</b>	<b>0</b>	<b>0</b>	<b>0</b>	<b>0</b>	<b>0</b>	<b>0</b>
Female-headed Households:	0		0		0			

Income Category:

	Owner	Renter	Total	Person
Extremely Low	0	0	0	0
Low Mod	0	0	0	0
Moderate	0	0	0	0
Non Low Moderate	0	0	0	0
Total	0	0	0	0



Percent Low/Mod

#### Annual Accomplishments

Years	Accomplishment Narrative	# Benefitting
2023	2023-24 funding \$90,000. 12.6.2023 reprog \$5,000 from unencumbered for ADC, funding increased to \$95,000. Project is 100% complete. Desert Arc used CDBG funds to pay for the rehabilitation of parking and access for their main campus. Desert Arc met the national objective of benefiting extremely low- to low-income persons by providing availability and access to these public services.	

PGM Year:	2023	
Project:	0051 - 4.294-23 - 4th District Public Facility Fund	
IDIS Activity:	6788 - 4.294-23 - 4th District Public Facility Fund	
Status:	Canceled 11/14/2023 12:08:57 PM	Objective: Create suitable living environments
Location:	3403 10th St Riverside, CA 92501-3670	Outcome: Sustainability
		Matrix Code: Other Public Improvements Not Listed
		National Objective: LMC

Activity to prevent, prepare for, and respond to Coronavirus: No

Initial Funding Date: 11/07/2023

#### Description:

CDBG funds will be used to construct eligible public facilities infrastructures benefiting low-to moderate-income persons in the 4th District. As specific and eligible projects are identified, the County will proceed with amendments to the 2022-2023 One Year Action Plan pursuant to the Citizen Participation Plan.

#### Financing

No data returned for this view. This might be because the applied filter excludes all data.

#### Proposed Accomplishments

People (General) : 1

#### Actual Accomplishments

Number assisted:	Owner		Renter		Total		Person	
	Total	Hispanic	Total	Hispanic	Total	Hispanic	Total	Hispanic
White:	0	0	0	0	0	0		0
Black/African American:	0	0	0	0	0	0	0	0
Asian:	0	0	0	0	0	0	0	0
American Indian/Alaskan Native:	0	0	0	0	0	0	0	0
Native Hawaiian/Other Pacific Islander:	0	0	0	0	0	0	0	0
American Indian/Alaskan Native & White:	0	0	0	0	0	0	0	0
Asian White:	0	0	0	0	0	0	0	0
Black/African American & White:	0	0	0	0	0	0	0	0
American Indian/Alaskan Native & Black/African American:	0	0	0	0	0	0	0	0
Other multi-racial:	0	0	0	0	0	0	0	0
Asian/Pacific Islander:	0	0	0	0	0	0	0	0
Hispanic:	0	0	0	0	0	0	0	0
<b>Total:</b>	<b>0</b>	<b>0</b>	<b>0</b>	<b>0</b>	<b>0</b>	<b>0</b>	<b>0</b>	<b>0</b>

Female-headed Households:	0		0		0			
---------------------------	---	--	---	--	---	--	--	--

#### Income Category:

	Owner	Renter	Total	Person
Extremely Low	0	0	0	0
Low Mod	0	0	0	0
Moderate	0	0	0	0
Non Low Moderate	0	0	0	0
Total	0	0	0	0

Percent Low/Mod

## Annual Accomplishments

Years	Accomplishment Narrative	# Benefitting
2023	2023-24 funding \$72,549. 11.14.2023 reprog \$72,549 to unencumbered for tracking, cannot leave in a pass-thru project, funding reduced to \$0, project canceled.	

<b>PGM Year:</b>	2023	
<b>Project:</b>	0052 - 4.BL.57-23 - City of Blythe Home Enhancement Program	
<b>IDIS Activity:</b>	6789 - 4.BL.57-23 - City of Blythe Home Enhancement Program	
Status:	Canceled 5/20/2024 12:01:47 PM	Objective: Provide decent affordable housing
Location:	3403 10th St Ste 300 Various locations in the City of Blythe Riverside, CA 92501-3659	Outcome: Affordability
		Matrix Code: Rehab; Single-Unit Residential (14A)
		National Objective: LMH

**Activity to prevent, prepare for, and respond to Coronavirus:** No

**Initial Funding Date:** 11/07/2023

### Description:

CDBG funds will be used to pay for costs associated with grants to assist homeowners with the rehabilitation of stick-built and modular (attached to private land) owner-occupied single-family residences. Grants are for the costs of exterior rehabilitation relative to the health, safety, and Housing Quality Standards of a property as defined by the U.S. Department of Housing and Urban Development.

### Financing

No data returned for this view. This might be because the applied filter excludes all data.

### Proposed Accomplishments

Housing Units : 5

### Actual Accomplishments

	Owner		Renter		Total		Person	
	Total	Hispanic	Total	Hispanic	Total	Hispanic	Total	Hispanic
<i>Number assisted:</i>								
White:	0	0	0	0	0	0		0
Black/African American:	0	0	0	0	0	0	0	0
Asian:	0	0	0	0	0	0	0	0
American Indian/Alaskan Native:	0	0	0	0	0	0	0	0
Native Hawaiian/Other Pacific Islander:	0	0	0	0	0	0	0	0
American Indian/Alaskan Native & White:	0	0	0	0	0	0	0	0
Asian White:	0	0	0	0	0	0	0	0
Black/African American & White:	0	0	0	0	0	0	0	0
American Indian/Alaskan Native & Black/African American:	0	0	0	0	0	0	0	0
Other multi-racial:	0	0	0	0	0	0	0	0
Asian/Pacific Islander:	0	0	0	0	0	0	0	0
Hispanic:	0	0	0	0	0	0	0	0
<b>Total:</b>	<b>0</b>	<b>0</b>	<b>0</b>	<b>0</b>	<b>0</b>	<b>0</b>	<b>0</b>	<b>0</b>
Female-headed Households:	0		0		0			

### Income Category:

	Owner	Renter	Total	Person
Extremely Low	0	0	0	0
Low Mod	0	0	0	0
Moderate	0	0	0	0
Non Low Moderate	0	0	0	0

Total 0 0 0 0  
Percent Low/Mod

#### Annual Accomplishments

Years	Accomplishment Narrative	# Benefitting
2023	2023-24 funding \$97,808. 12.1.2023 reprog \$40,000 to idis#6823 (new activity), funding decreased to \$57,808. 12.1.2023 reprog \$40,000 to idis#6824 (new activity), funding decreased to \$17,808. 12.1.2023 reprog \$17,808. to idis#6825 (new activity), funding decreased to \$0. Accomplishments for this activity will be reported under each individual rehab activity indicated in idis# 6823, 6824, and 6825.	

PGM Year:	2023	
Project:	0053 - 4.CO.28-23 - City of Coachella Home Enhancement Program	
IDIS Activity:	6790 - 4.CO.28-23 - City of Coachella Home Enhancement Program	
Status:	Open	Objective: Provide decent affordable housing
Location:	3403 10th St Ste 300 Various Locations within the City of Coa Riverside, CA 92501-3659	Outcome: Affordability Matrix Code: Rehab; Single-Unit Residential (14A) National Objective: LMH

Activity to prevent, prepare for, and respond to Coronavirus: No

Initial Funding Date: 11/07/2023

#### Description:

The City of Coachella Home Enhancement Program will provide grants for the rehabilitation of stick-built and modular (attached to private land) owner-occupied single-family residences in the City of Coachella. Grants are for the costs of exterior rehabilitation relative to the health, safety, and Housing Quality Standards of a property as defined by the U.S. Department of Housing and Urban Development.

#### Financing

	Fund Type	Grant Year	Grant	Funded Amount	Drawn In Program Year	Drawn Thru Program Year
CDBG	EN	2023	B23UC060506	\$7,438.00	\$0.00	\$0.00
<b>Total</b>	<b>Total</b>			<b>\$7,438.00</b>	<b>\$0.00</b>	<b>\$0.00</b>

#### Proposed Accomplishments

Housing Units : 7

#### Actual Accomplishments

Number assisted:

	Owner		Renter		Total		Person	
	Total	Hispanic	Total	Hispanic	Total	Hispanic	Total	Hispanic
White:	0	0	0	0	0	0		0
Black/African American:	0	0	0	0	0	0	0	0
Asian:	0	0	0	0	0	0	0	0
American Indian/Alaskan Native:	0	0	0	0	0	0	0	0
Native Hawaiian/Other Pacific Islander:	0	0	0	0	0	0	0	0
American Indian/Alaskan Native & White:	0	0	0	0	0	0	0	0
Asian White:	0	0	0	0	0	0	0	0
Black/African American & White:	0	0	0	0	0	0	0	0
American Indian/Alaskan Native & Black/African American:	0	0	0	0	0	0	0	0
Other multi-racial:	0	0	0	0	0	0	0	0
Asian/Pacific Islander:	0	0	0	0	0	0	0	0
Hispanic:	0	0	0	0	0	0	0	0
<b>Total:</b>	<b>0</b>	<b>0</b>	<b>0</b>	<b>0</b>	<b>0</b>	<b>0</b>	<b>0</b>	<b>0</b>
Female-headed Households:	0		0		0			

Income Category:

Owner Renter Total Person

Extremely Low	0	0	0	0
Low Mod	0	0	0	0
Moderate	0	0	0	0
Non Low Moderate	0	0	0	0
Total	0	0	0	0
Percent Low/Mod				

#### Annual Accomplishments

Years	Accomplishment Narrative	# Benefitting
2023	2023-24 funding \$267,405. 3.4.2024 reprog \$33,000 to idis#6845 (new activity), funding decreased to \$234,405. 3.5.2024 reprog \$33,000 to idis#6846 (new activity), funding decreased to \$201,405. 3.5.2024 reprog \$33,000 to idis#6847 (new activity), funding decreased to \$168,405. 3.7.2024 reprog \$33,000 to idis#6848 (new activity), funding decreased to \$135,405. 3.8.2024 reprog \$33,000 to idis#6849 (new activity), funding decreased to \$102,405. 3.8.2024 reprog \$33,000 to idis#6850 (new activity), funding decreased to \$69,405. 3.8.2024 reprog \$33,000 to idis#6851 (new activity), funding decreased to \$36,405. 3.8.2024 reprog \$33,000 to idis#6852 (new activity), funding decreased to \$3,405. 6.10.2024 reprog \$17,961. from idis#6846, funding increased to \$21,366. 6.10.2024 reprog \$6,850. to idis#6845, funding decreased to \$14,516. 6.10.2024 reprog \$214.00 to idis#6847, funding decreased to \$14,302. 6.11.2024 reprog \$6,864. to idis#6849, funding decreased to \$7,438. Accomplishments are reported under each rehad activity, 6845, 6846, 6847, 6848, 6849, 6850, 6851, and 6852.	

<b>PGM Year:</b>	2023				
<b>Project:</b>	0054 - 4.DHS.37-23 - Reflection Park Phase II				
<b>IDIS Activity:</b>	6792 - 4.DHS.37-23 - Reflection Park Phase II				
<b>Status:</b>	Open	<b>Objective:</b>	Create suitable living environments		
<b>Location:</b>	10901 Palm Dr Desert Hot Springs, CA 92240-2513	<b>Outcome:</b>	Availability/accessibility		
		<b>Matrix Code:</b>	Parks, Recreational Facilities (03F)	<b>National Objective:</b>	LMA

**Activity to prevent, prepare for, and respond to Coronavirus:** No

**Initial Funding Date:** 11/08/2023

#### Description:

The City of Desert Hot Springs will use CDBG funds to design and construct improvements at Reflection Park. Improvements include but are not limited to removing a water fountain, installing multiple date palm trees, creating a walking pathway, purchasing and installing benches in shaded areas, renovating the landscape, and purchasing and installing a lighting system. Eligible costs include design, demolition, construction, and project management.

#### Financing

	Fund Type	Grant Year	Grant	Funded Amount	Drawn In Program Year	Drawn Thru Program Year
CDBG	EN	2022	B22UC060506	\$5,000.00	\$204.58	\$204.58
		2023	B23UC060506	\$227,950.00	\$0.00	\$0.00
<b>Total</b>	<b>Total</b>			<b>\$232,950.00</b>	<b>\$204.58</b>	<b>\$204.58</b>

#### Proposed Accomplishments

Public Facilities : 29,000  
Total Population in Service Area: 42,930  
Census Tract Percent Low / Mod: 65.48

#### Annual Accomplishments

Years	Accomplishment Narrative	# Benefitting
2023	2023-24 funding \$227,950. 12.6.2023 reprog \$5,000 from unencumbered for ADC, funding increased to \$232,950. The project is 10% completed. Design, engineers estimate, and demolition are complete. The City of Desert Hot Springs will use CDBG funding to design and construct improvements at Reflection Park. Improvements include but are not limited to for the removal of a water fountain and install date palm trees, walking pathways, purchasing and installing benches in shaded areas, and renovate the landscape and lighting system for the purpose of creating a suitable living environment for the residents of Desert Hot Springs. CDBG funds will be used to pay for costs associated with the design, demolition, construction, and project management.	

**PGM Year:** 2023  
**Project:** 0055 - 4.LQ.48-23 - City of La Quinta Miscellaneous ADA Improvements  
**IDIS Activity:** 6793 - 4.LQ.48-23 - City of La Quinta Miscellaneous ADA Improvements  
**Status:** Open  
**Location:** 78495 Calle Tampico Various Locations within City of La Quinta, CA 92253-2839  
**Objective:** Create suitable living environments  
**Outcome:** Availability/accessibility  
**Matrix Code:** Other Public Improvements Not Listed  
**National Objective:** LMC

**Activity to prevent, prepare for, and respond to Coronavirus:** No

**Initial Funding Date:** 11/08/2023

**Description:**

The City of La Quinta will use CDBG funds to pay for costs associated with the construction of ADA improvements at various city-owned public facilities, as well as the installation of intersection curbs and compliant sidewalks, all prioritized improvements recommended in the City's ADA Transition Plan report. CDBG funds will be used for design, construction, project management, compliance monitoring, and inspection/testing costs.

**Financing**

	Fund Type	Grant Year	Grant	Funded Amount	Drawn In Program Year	Drawn Thru Program Year
CDBG	EN	2022	B22UC060506	\$5,000.00	\$1,726.21	\$1,726.21
		2023	B23UC060506	\$175,210.00	\$175,210.00	\$175,210.00
<b>Total</b>	<b>Total</b>			<b>\$180,210.00</b>	<b>\$176,936.21</b>	<b>\$176,936.21</b>

**Proposed Accomplishments**

People (General) : 3,614

**Actual Accomplishments**

Number assisted:

	Owner		Renter		Total		Person	
	Total	Hispanic	Total	Hispanic	Total	Hispanic	Total	Hispanic
White:	0	0	0	0	0	0		0
Black/African American:	0	0	0	0	0	0	0	0
Asian:	0	0	0	0	0	0	0	0
American Indian/Alaskan Native:	0	0	0	0	0	0	0	0
Native Hawaiian/Other Pacific Islander:	0	0	0	0	0	0	0	0
American Indian/Alaskan Native & White:	0	0	0	0	0	0	0	0
Asian White:	0	0	0	0	0	0	0	0
Black/African American & White:	0	0	0	0	0	0	0	0
American Indian/Alaskan Native & Black/African American:	0	0	0	0	0	0	0	0
Other multi-racial:	0	0	0	0	0	0	0	0
Asian/Pacific Islander:	0	0	0	0	0	0	0	0
Hispanic:	0	0	0	0	0	0	0	0
<b>Total:</b>	<b>0</b>	<b>0</b>	<b>0</b>	<b>0</b>	<b>0</b>	<b>0</b>	<b>0</b>	<b>0</b>
Female-headed Households:	0		0		0			

Income Category:

	Owner	Renter	Total	Person
Extremely Low	0	0	0	0
Low Mod	0	0	0	0
Moderate	0	0	0	0
Non Low Moderate	0	0	0	0
Total	0	0	0	0
Percent Low/Mod				

**Annual Accomplishments**

Years	Accomplishment Narrative	# Benefitting
-------	--------------------------	---------------

2023 2023-24 funding \$175,210. 12.6.2023 reprog \$5,000 from unencumbered for ADC, funding increased to \$180,210. Project 100% Completed. The City of La Quinta used CDBG funds to pay for costs associated with the construction of ADA improvements as well as the installation of intersection curbs and compliant sidewalks, all improvements recommended in the Citys ADA Transition Plan Report. Improvements were made for the purpose of creating a suitable living environment by increasing accessibility

<b>PGM Year:</b>	2023				
<b>Project:</b>	0056 - 4.LQ.49-23 - Membership Fees Waiver/Reduction Program				
<b>IDIS Activity:</b>	6794 - 4.LQ.49-23 - Membership Fees Waiver/Reduction Program				
<b>Status:</b>	Completed 8/15/2024 3:38:05 PM	<b>Objective:</b>	Create suitable living environments		
<b>Location:</b>	49995 Moon River Drive 42600 Cook Street Suite 120, Palm Desert, CA 92211 La Quntia, CA 92253	<b>Outcome:</b>	Affordability		
		<b>Matrix Code:</b>	Other Public Services Not Listed in 05A	<b>National Objective:</b>	LMC

**Activity to prevent, prepare for, and respond to Coronavirus:** No

**Initial Funding Date:** 11/09/2023

**Description:**

The Boys and Girls Club will use CDBG funds to provide membership "scholarships" to youthchildren ages 7-18 from low-income families. These scholarships will allow eligible individuals to participate in after-school programs to address academic hurdles, virtual learning, arts and crafts, and recreation.

**Financing**

	Fund Type	Grant Year	Grant	Funded Amount	Drawn In Program Year	Drawn Thru Program Year
CDBG	EN	2023	B23UC060506	\$16,419.00	\$16,419.00	\$16,419.00
<b>Total</b>	<b>Total</b>			<b>\$16,419.00</b>	<b>\$16,419.00</b>	<b>\$16,419.00</b>

**Proposed Accomplishments**

People (General) : 18

**Actual Accomplishments**

	<b>Owner</b>		<b>Renter</b>		<b>Total</b>		<b>Person</b>	
<i>Number assisted:</i>	Total	Hispanic	Total	Hispanic	Total	Hispanic	Total	Hispanic
White:	0	0	0	0	0	0	7	7
Black/African American:	0	0	0	0	0	0	1	0
Asian:	0	0	0	0	0	0	0	0
American Indian/Alaskan Native:	0	0	0	0	0	0	0	0
Native Hawaiian/Other Pacific Islander:	0	0	0	0	0	0	0	0
American Indian/Alaskan Native & White:	0	0	0	0	0	0	0	0
Asian White:	0	0	0	0	0	0	0	0
Black/African American & White:	0	0	0	0	0	0	0	0
American Indian/Alaskan Native & Black/African American:	0	0	0	0	0	0	0	0
Other multi-racial:	0	0	0	0	0	0	5	0
Asian/Pacific Islander:	0	0	0	0	0	0	0	0
Hispanic:	0	0	0	0	0	0	0	0
<b>Total:</b>	<b>0</b>	<b>0</b>	<b>0</b>	<b>0</b>	<b>0</b>	<b>0</b>	<b>13</b>	<b>7</b>

Female-headed Households:	0		0		0			
---------------------------	---	--	---	--	---	--	--	--

*Income Category:*

	<b>Owner</b>	<b>Renter</b>	<b>Total</b>	<b>Person</b>
Extremely Low	0	0	0	0
Low Mod	0	0	0	13
Moderate	0	0	0	0
Non Low Moderate	0	0	0	0
Total	0	0	0	13
Percent Low/Mod				100.0%

# Annual Accomplishments

Years	Accomplishment Narrative	# Benefitting
2023	2023-24 funding \$18,000. 8.15.2024 reprog \$1,581 to unencumbered, funding decreased to \$16,419. Project Completed 5/23/2024. The Boys & Girls Club provided 13 membership scholarships to at-risk youth/children ages 7-18 from low-income families for the purpose of creating a suitable living environment. CDBG funds were used to pay for membership fees for eligible individuals, enabling them to participate in afterschool programming.	

PGM Year:	2023	
Project:	0057 - 5.113-23 - Teen Leaders Program	
IDIS Activity:	6795 - 5.113-23 - Teen Leaders Program	
Status:	Completed 5/24/2024 7:01:40 PM	Objective: Create suitable living environments
Location:	240 W Ramsey St Banning, CA 92220-4821	Outcome: Availability/accessibility
		Matrix Code: Youth Services (05D) National Objective: LMC

Activity to prevent, prepare for, and respond to Coronavirus: No

Initial Funding Date: 11/09/2023

## Description:

The Boys and Girls Club of San Geronio Pass offers a teen program for ages 13-18 during summer and school breaks. The program provides mentorship and courses in character and leadership, arts, health and life skills, education and technology, and sports and recreation. CDBG funds will be used for staff salaries (direct cost), consumable supplies, and other program-related expenses.

## Financing

	Fund Type	Grant Year	Grant	Funded Amount	Drawn In Program Year	Drawn Thru Program Year
CDBG	EN	2023	B23UC060506	\$10,000.00	\$10,000.00	\$10,000.00
<b>Total</b>	<b>Total</b>			<b>\$10,000.00</b>	<b>\$10,000.00</b>	<b>\$10,000.00</b>

## Proposed Accomplishments

People (General) : 15

## Actual Accomplishments

	Owner		Renter		Total		Person	
Number assisted:	Total	Hispanic	Total	Hispanic	Total	Hispanic	Total	Hispanic
White:	0	0	0	0	0	0	9	3
Black/African American:	0	0	0	0	0	0	3	0
Asian:	0	0	0	0	0	0	0	0
American Indian/Alaskan Native:	0	0	0	0	0	0	2	0
Native Hawaiian/Other Pacific Islander:	0	0	0	0	0	0	0	0
American Indian/Alaskan Native & White:	0	0	0	0	0	0	0	0
Asian White:	0	0	0	0	0	0	0	0
Black/African American & White:	0	0	0	0	0	0	1	0
American Indian/Alaskan Native & Black/African American:	0	0	0	0	0	0	0	0
Other multi-racial:	0	0	0	0	0	0	0	0
Asian/Pacific Islander:	0	0	0	0	0	0	0	0
Hispanic:	0	0	0	0	0	0	0	0
<b>Total:</b>	<b>0</b>	<b>0</b>	<b>0</b>	<b>0</b>	<b>0</b>	<b>0</b>	<b>15</b>	<b>3</b>
Female-headed Households:	0		0		0			

## Income Category:

	Owner	Renter	Total	Person
Extremely Low	0	0	0	0
Low Mod	0	0	0	7

[illegible]



Female-headed Households: 0 0 0

*Income Category:*

	Owner	Renter	Total	Person
Extremely Low	0	0	0	0
Low Mod	0	0	0	0
Moderate	0	0	0	0
Non Low Moderate	0	0	0	0
Total	0	0	0	0
Percent Low/Mod				

**Annual Accomplishments**

Years	Accomplishment Narrative	# Benefitting
2023	2023-24 funding \$82,231. 12.6.2023 reprog \$5,000 from unencumbered for ADC, funding increased to \$87,231. Project 0% complete. The Beaumont-Cherry Valley Recreation & Park District will use CDBG funds for ADA improvements to the Bogart Regional Park Parking Lots for the purpose of creating a suitable living environment. The improvements will consist of demolition, grading, paving, observed spaces and adjacent loading zones slopes, provide Designated Van-Accessible Parking spaces, striping, and proper signage. These improvements provide a safe environment with ADA accessibility. Eligible CDBG expenses will include design, construction, project management, compliance monitoring, and other project-related activities.	

<b>PGM Year:</b>	2023
<b>Project:</b>	0059 - 5.BEA.50-23 - Pedestrian Sidewalk Safety Improvements Project
<b>IDIS Activity:</b>	6797 - 5.BEA.50-23 - Pedestrian Sidewalk Safety Improvements Project
<b>Status:</b>	Open
<b>Location:</b>	550 E 6th St Various Locations within the City of Bea Beaumont, CA 92223-2253
<b>Objective:</b>	Create suitable living environments
<b>Outcome:</b>	Sustainability
<b>Matrix Code:</b>	Sidewalks (03L)
<b>National Objective:</b>	LMA

**Activity to prevent, prepare for, and respond to Coronavirus:** No

**Initial Funding Date:** 11/09/2023

**Description:**

The City of Beaumont will use CDBG funds for sidewalk improvements to improve pedestrian safety. Improvements to include, but not limited to, lighting, sidewalk installation, and curb repairs. CDBG funds will be used for design and engineering, construction, and project management expenses.

**Financing**

	Fund Type	Grant Year	Grant	Funded Amount	Drawn In Program Year	Drawn Thru Program Year
CDBG	EN	2018	B18UC060506	\$729.68	\$521.93	\$729.68
		2019	B19UC060506	\$231.53	\$0.00	\$231.53
		2020	B20UC060506	\$56,258.51	\$0.00	\$0.00
		2021	B21UC060506	\$154,769.00	\$0.00	\$0.00
		2022	B22UC060506	\$167,526.00	\$2,619.34	\$2,619.34
		2023	B23UC060506	\$164,660.56	\$0.00	\$0.00
<b>Total</b>	<b>Total</b>			<b>\$544,175.28</b>	<b>\$3,141.27</b>	<b>\$3,580.55</b>

**Proposed Accomplishments**

People (General) : 810  
Total Population in Service Area: 1,420  
Census Tract Percent Low / Mod: 57.04

**Annual Accomplishments**

Years	Accomplishment Narrative	# Benefitting
-------	--------------------------	---------------

2023 2023-24 funding \$161,533. 12.6.2023 reprog \$5,000 from unencumbered for ADC, funding increased to \$166,533. 12.20.2023 reprog \$439.28 for ADC from unencumbered funding increased to \$166,972.28. 12.22.2023 per city request, reprog \$317,295 (\$154,769 IDIS#6604 and \$162,526 IDIS#6694), funding increased to \$484,267.28. 3.26.2024 per city, reprog \$59,908 (project funds) from idis#6439, funding increased to \$544,175.28 Project Underway. The City of Beaumont completed sidewalk improvements in various low-income areas of Beaumont for the purpose of a suitable living environment for residents. The project included sidewalk, curb, and gutters for the purpose of sustainability and providing accessibility for low-income persons. Leverage funding was from general funds.

**PGM Year:** 2023  
**Project:** 0060 - 5.BN.60-23 - Sylvan Park Improvement Project Phase III  
**IDIS Activity:** 6798 - 5.BN.60-23 - Sylvan Park Improvement Project Phase III  
**Status:** Open  
**Location:** 99 E Ramsey St Banning, CA 92220-4837  
**Objective:** Create suitable living environments  
**Outcome:** Availability/accessibility  
**Matrix Code:** Parks, Recreational Facilities (03F) **National Objective:** LMA

**Activity to prevent, prepare for, and respond to Coronavirus:** No  
**Initial Funding Date:** 11/09/2023

**Description:**  
 The City of Banning will use CDBG funds will be used for the design and construction of improvements at Sylvan Park. Improvements include but are not limited to the removal of current restroom facilities and replacing them with pre-fabricated restroom facilities. Eligible CDBG expenses will consist of design, construction, project management, compliance monitoring, and other related activities.

#### Financing

	Fund Type	Grant Year	Grant	Funded Amount	Drawn In Program Year	Drawn Thru Program Year
CDBG	EN	2022	B22UC060506	\$5,000.00	\$169.96	\$169.96
		2023	B23UC060506	\$130,738.38	\$0.00	\$0.00
<b>Total</b>	<b>Total</b>			<b>\$135,738.38</b>	<b>\$169.96</b>	<b>\$169.96</b>

#### Proposed Accomplishments

Public Facilities : 2,940  
 Total Population in Service Area: 2,940  
 Census Tract Percent Low / Mod: 55.10

#### Annual Accomplishments

Years	Accomplishment Narrative	# Benefitting
2023	2023-24 funding \$161,414. 12.6.2023 reprog \$5,000 from unencumbered for ADC, funding increased to \$166,414. 2.29.2024 reprog \$23,766 to unencumbered (administration action), funding decreased to \$142,648. 4.10.2024 reprog \$6,909.62 project funds to idis#6601 (\$2,034.28) and idis#6603 (\$4,875.34), funding decreased to \$135,738.38. The project is 0% complete. The City of Banning will use CDBG for the design and construction of improvements at Sylvan Park. Improvements include but are not limited to the removal of current restroom facilities and replacing them with pre-fabricated restroom facilities. Eligible CDBG expenses will consist of design, construction, project management, compliance monitoring, and other related activities to create a suitable living environment.	

**PGM Year:** 2023  
**Project:** 0061 - 5.CM.04-23 - Norton Younglove Senior Center ADA Improvements Phase III  
**IDIS Activity:** 6799 - 5.CM.04-23 - Norton Younglove Senior Center ADA Improvements Phase III  
**Status:** Open  
**Location:** 908 Park Ave Calimesa, CA 92320-1148  
**Objective:** Create suitable living environments  
**Outcome:** Availability/accessibility  
**Matrix Code:** Senior Centers (03A) **National Objective:** LMC

**Activity to prevent, prepare for, and respond to Coronavirus:** No

Initial Funding Date: 11/09/2023

**Description:**

The City of Calimesa will use CDBG funds associated with the construction of ADA improvements to the Norton Younglove Senior Center. All improvements are recommended in the City's ADA Transition Plan Report. CDBG funds will be used to pay for the design, construction, project management, compliance monitoring, inspection, and other related expenses.

**Financing**

	Fund Type	Grant Year	Grant	Funded Amount	Drawn In Program Year	Drawn Thru Program Year
CDBG	EN	2022	B22UC060506	\$5,000.00	\$664.13	\$664.13
		2023	B23UC060506	\$32,722.00	\$0.00	\$0.00
	PI			\$53,586.50	\$35,393.20	\$35,393.20
<b>Total</b>	<b>Total</b>			<b>\$91,308.50</b>	<b>\$36,057.33</b>	<b>\$36,057.33</b>

**Proposed Accomplishments**

Public Facilities : 1,417

**Actual Accomplishments**

	Owner		Renter		Total		Person	
	Total	Hispanic	Total	Hispanic	Total	Hispanic	Total	Hispanic
White:	0	0	0	0	0	0	0	0
Black/African American:	0	0	0	0	0	0	0	0
Asian:	0	0	0	0	0	0	0	0
American Indian/Alaskan Native:	0	0	0	0	0	0	0	0
Native Hawaiian/Other Pacific Islander:	0	0	0	0	0	0	0	0
American Indian/Alaskan Native & White:	0	0	0	0	0	0	0	0
Asian White:	0	0	0	0	0	0	0	0
Black/African American & White:	0	0	0	0	0	0	0	0
American Indian/Alaskan Native & Black/African American:	0	0	0	0	0	0	0	0
Other multi-racial:	0	0	0	0	0	0	0	0
Asian/Pacific Islander:	0	0	0	0	0	0	0	0
Hispanic:	0	0	0	0	0	0	0	0
<b>Total:</b>	<b>0</b>	<b>0</b>	<b>0</b>	<b>0</b>	<b>0</b>	<b>0</b>	<b>0</b>	<b>0</b>

Female-headed Households: 0 0 0

*Income Category:*

	Owner	Renter	Total	Person
Extremely Low	0	0	0	0
Low Mod	0	0	0	0
Moderate	0	0	0	0
Non Low Moderate	0	0	0	0
Total	0	0	0	0
Percent Low/Mod				

**Annual Accomplishments**

Years	Accomplishment Narrative	# Benefitting
2023	2023-24 funding \$32,722. 12.6.2023 reprog \$5,000 from unencumbered for ADC, funding increased to \$37,722. 7.18.2024 reprog \$53,586.50 from unencumbered (PI), funding increased to \$91,308.50. The project is 80% complete. The City of Calimesa used CDBG funds to design and construct improvements to the Norton Younglove Senior Center to create a suitable living environment. All improvements were recommended in the City's ADA Transition Plan Report. CDBG funds were used to pay for the design, construction, project management, compliance monitoring, inspection, and other related expenses.	

PGM Year: 2022  
Project: 0022 - 0.249-22 - Home Enhancement Program  
IDIS Activity: 6805 - 0.249-22-14 - Home Rehab Activity

Status: Open  
 Location: 59988 Coyote Canyon Rd Anza, CA 92539-8704

Objective: Provide decent affordable housing  
 Outcome: Affordability  
 Matrix Code: Rehab; Single-Unit Residential (14A) National Objective: LMH

Activity to prevent, prepare for, and respond to Coronavirus: No

Initial Funding Date: 11/28/2023

**Description:**

The property owner is a senior citizen. The Home Enhancement Program will use CDBG funds to pay for roof replacement on the house, stucco repair, and exterior stairs and deck of the house. This home was built in 1990.

**Financing**

	Fund Type	Grant Year	Grant	Funded Amount	Drawn In Program Year	Drawn Thru Program Year
CDBG	EN	2021	B21UC060506	\$13,004.45	\$13,004.45	\$13,004.45
		2022	B22UC060506	\$36,990.55	\$22,605.55	\$22,605.55
<b>Total</b>	<b>Total</b>			<b>\$49,995.00</b>	<b>\$35,610.00</b>	<b>\$35,610.00</b>

**Proposed Accomplishments**

Housing Units : 1

**Actual Accomplishments**

Number assisted:

	Owner		Renter		Total		Person	
	Total	Hispanic	Total	Hispanic	Total	Hispanic	Total	Hispanic
White:	0	0	0	0	0	0	0	0
Black/African American:	0	0	0	0	0	0	0	0
Asian:	0	0	0	0	0	0	0	0
American Indian/Alaskan Native:	0	0	0	0	0	0	0	0
Native Hawaiian/Other Pacific Islander:	0	0	0	0	0	0	0	0
American Indian/Alaskan Native & White:	0	0	0	0	0	0	0	0
Asian White:	0	0	0	0	0	0	0	0
Black/African American & White:	0	0	0	0	0	0	0	0
American Indian/Alaskan Native & Black/African American:	0	0	0	0	0	0	0	0
Other multi-racial:	0	0	0	0	0	0	0	0
Asian/Pacific Islander:	0	0	0	0	0	0	0	0
Hispanic:	0	0	0	0	0	0	0	0
<b>Total:</b>	<b>0</b>	<b>0</b>	<b>0</b>	<b>0</b>	<b>0</b>	<b>0</b>	<b>0</b>	<b>0</b>
Female-headed Households:	0		0		0			

Income Category:

	Owner	Renter	Total	Person
Extremely Low	0	0	0	0
Low Mod	0	0	0	0
Moderate	0	0	0	0
Non Low Moderate	0	0	0	0
Total	0	0	0	0
Percent Low/Mod				

**Annual Accomplishments**

Years Accomplishment Narrative # Benefitting

2023 11.28.2023 reprog \$40,000 from idis#6646, funding increased to \$40,000. 7.17.2024 reprog \$9,995 from idis#6748, funding increased to \$49,995. The housing activity is currently 95 % complete. CDBG funds will be used to replace the roof with reflective cooling shingles, replace fascia boards, paint the home's exterior, replace (13) windows, and replace wood stairs and railings. This activity will enhance one residential structure and fulfill the national objective of benefiting a low-to-moderate-income household in the unincorporated area of Anza.

<b>PGM Year:</b>	2023			
<b>Project:</b>	0062 - 4.295-23 - Las Mananitas I & II Migrant Farmworker Housing			
<b>IDIS Activity:</b>	6806 - 4.295-23 - Las Mananitas I & II Migrant Farmworker Housing			
Status:	Completed 5/24/2024 7:13:16 PM	Objective:	Create suitable living environments	
Location:	91-200 Ave. 63rd Mecca, CA 92254	Outcome:	Availability/accessibility	
		Matrix Code:	Operating Costs of Homeless/AIDS	National Objective: LMC

**Activity to prevent, prepare for, and respond to Coronavirus:** No

**Initial Funding Date:** 11/28/2023

**Description:**

Coachella Valley Housing Coalition provides an affordable 128-bed seasonal-occupancy housing facility for migrant agricultural farm workers. CDBG funds will be used to cover a portion of staff salaries as well as pay maintenance and operating costs at the Las Mananitas I & II Migrant Farm Worker Housing facility.

**Financing**

	Fund Type	Grant Year	Grant	Funded Amount	Drawn In Program Year	Drawn Thru Program Year
CDBG	EN	2023	B23UC060506	\$10,000.00	\$10,000.00	\$10,000.00
<b>Total</b>	<b>Total</b>			<b>\$10,000.00</b>	<b>\$10,000.00</b>	<b>\$10,000.00</b>

**Proposed Accomplishments**

People (General) : 150

**Actual Accomplishments**

	Owner		Renter		Total		Person	
	Total	Hispanic	Total	Hispanic	Total	Hispanic	Total	Hispanic
White:	0	0	0	0	0	0	82	82
Black/African American:	0	0	0	0	0	0	0	0
Asian:	0	0	0	0	0	0	0	0
American Indian/Alaskan Native:	0	0	0	0	0	0	0	0
Native Hawaiian/Other Pacific Islander:	0	0	0	0	0	0	0	0
American Indian/Alaskan Native & White:	0	0	0	0	0	0	0	0
Asian White:	0	0	0	0	0	0	0	0
Black/African American & White:	0	0	0	0	0	0	0	0
American Indian/Alaskan Native & Black/African American:	0	0	0	0	0	0	0	0
Other multi-racial:	0	0	0	0	0	0	0	0
Asian/Pacific Islander:	0	0	0	0	0	0	0	0
Hispanic:	0	0	0	0	0	0	0	0
<b>Total:</b>	<b>0</b>	<b>0</b>	<b>0</b>	<b>0</b>	<b>0</b>	<b>0</b>	<b>82</b>	<b>82</b>

Female-headed Households:	0	0	0
---------------------------	---	---	---

*Income Category:*

	Owner	Renter	Total	Person
Extremely Low	0	0	0	82
Low Mod	0	0	0	0
Moderate	0	0	0	0
Non Low Moderate	0	0	0	0

Total 0 0 0 82  
Percent Low/Mod 100.0%

#### Annual Accomplishments

Years	Accomplishment Narrative	# Benefitting
2023	2023-24 \$10,000. Project completed on 3/1/2024. Coachella Valley Housing Coalition provided affordable seasonal occupancy at the Las Mananitas I & II Migrant Farm Workers Housing Facility to 82 migrant agricultural farm workers for the purpose of creating a suitable living environment. CVHC used CDBG funds to pay for operating expenses at the Las Mananitas I & II Migrant Farmworker Housing facility. CVHC met the national objective of benefiting 82 extremely low- to low-income persons by providing availability and access to these public services.	

<b>PGM Year:</b>	2023	
<b>Project:</b>	0019 - 0.256-23 - Home Enhancement Program	
<b>IDIS Activity:</b>	6807 - 0.256-23-1 - Home Rehab Activity	
Status:	Open	Objective: Provide decent affordable housing
Location:	540 Dana Ct San Jacinto, CA 92583-3337	Outcome: Affordability
		Matrix Code: Rehab; Single-Unit Residential (14A) National Objective: LMH

Activity to prevent, prepare for, and respond to Coronavirus: No

Initial Funding Date: 11/29/2023

#### Description:

The property owner is a senior citizen. The Home Enhancement Program will use CDBG funds to pay for the replacement roof, paint, windows, exterior light fixtures, sliding glass doors, cement for trash, garage door, and fence repairs. This home was built in 1995.

#### Financing

	Fund Type	Grant Year	Grant	Funded Amount	Drawn In Program Year	Drawn Thru Program Year
CDBG	EN	2022	B22UC060506	\$10,122.48	\$0.00	\$0.00
		2023	B23UC060506	\$29,877.52	\$0.00	\$0.00
<b>Total</b>	<b>Total</b>			<b>\$40,000.00</b>	<b>\$0.00</b>	<b>\$0.00</b>

#### Proposed Accomplishments

Housing Units : 1

#### Actual Accomplishments

Number assisted:	Owner		Renter		Total		Person	
	Total	Hispanic	Total	Hispanic	Total	Hispanic	Total	Hispanic
White:	0	0	0	0	0	0	0	0
Black/African American:	0	0	0	0	0	0	0	0
Asian:	0	0	0	0	0	0	0	0
American Indian/Alaskan Native:	0	0	0	0	0	0	0	0
Native Hawaiian/Other Pacific Islander:	0	0	0	0	0	0	0	0
American Indian/Alaskan Native & White:	0	0	0	0	0	0	0	0
Asian White:	0	0	0	0	0	0	0	0
Black/African American & White:	0	0	0	0	0	0	0	0
American Indian/Alaskan Native & Black/African American:	0	0	0	0	0	0	0	0
Other multi-racial:	0	0	0	0	0	0	0	0
Asian/Pacific Islander:	0	0	0	0	0	0	0	0
Hispanic:	0	0	0	0	0	0	0	0
<b>Total:</b>	<b>0</b>	<b>0</b>	<b>0</b>	<b>0</b>	<b>0</b>	<b>0</b>	<b>0</b>	<b>0</b>
Female-headed Households:	0		0		0			

Income Category:

	Owner	Renter	Total	Person
Extremely Low	0	0	0	0
Low Mod	0	0	0	0
Moderate	0	0	0	0
Non Low Moderate	0	0	0	0
Total	0	0	0	0
Percent Low/Mod				

Annual Accomplishments

Years	Accomplishment Narrative	# Benefitting
2023	11.29.2023 reprog \$40,000 from idis#6756, funding increased to \$40,000. The housing activity is 50 % complete. The remaining work includes roof repair, main and security door replacement, painting, replacing windows, installing (4) lighting fixtures, fence repair, and a concrete pad. This activity was undertaken to improve one (1) residential structure and meet the national objective of benefiting a low-moderate-income household in the unincorporated area of East Hemet.	

PGM Year:	2023	
Project:	0019 - 0.256-23 - Home Enhancement Program	
IDIS Activity:	6808 - 0.256-23-2 - Home Rehab Activity	
Status:	Open	Objective: Provide decent affordable housing
Location:	24871 Howard Dr Hemet, CA 92544-1901	Outcome: Affordability
		Matrix Code: Rehab; Single-Unit Residential (14A) National Objective: LMH

Activity to prevent, prepare for, and respond to Coronavirus: No

Initial Funding Date: 11/29/2023

Description:

The property owner is a senior citizen. The Home Enhancement Program will use CDBG funds to pay for the replacement roof, paint, windows, exterior light fixtures, and exterior walls. This home was built in 1977.

Financing

	Fund Type	Grant Year	Grant	Funded Amount	Drawn In Program Year	Drawn Thru Program Year
CDBG	EN	2023	B23UC060506	\$40,000.00	\$0.00	\$0.00
<b>Total</b>	<b>Total</b>			<b>\$40,000.00</b>	<b>\$0.00</b>	<b>\$0.00</b>

Proposed Accomplishments

Housing Units : 1

Actual Accomplishments

	Owner		Renter		Total		Person	
Number assisted:	Total	Hispanic	Total	Hispanic	Total	Hispanic	Total	Hispanic
White:	0	0	0	0	0	0		0
Black/African American:	0	0	0	0	0	0	0	0
Asian:	0	0	0	0	0	0	0	0
American Indian/Alaskan Native:	0	0	0	0	0	0	0	0
Native Hawaiian/Other Pacific Islander:	0	0	0	0	0	0	0	0
American Indian/Alaskan Native & White:	0	0	0	0	0	0	0	0
Asian White:	0	0	0	0	0	0	0	0
Black/African American & White:	0	0	0	0	0	0	0	0
American Indian/Alaskan Native & Black/African American:	0	0	0	0	0	0	0	0
Other multi-racial:	0	0	0	0	0	0	0	0
Asian/Pacific Islander:	0	0	0	0	0	0	0	0
Hispanic:	0	0	0	0	0	0	0	0

**Total:** 0 0 0 0 0 0 0 0

Female-headed Households: 0 0 0

*Income Category:*

	Owner	Renter	Total	Person
Extremely Low	0	0	0	0
Low Mod	0	0	0	0
Moderate	0	0	0	0
Non Low Moderate	0	0	0	0
Total	0	0	0	0
Percent Low/Mod				

**Annual Accomplishments**

Years	Accomplishment Narrative	# Benefitting
2023	11.29.2023 reprog \$40,000 from idis#6756, funding increased to \$40,000. The housing activity is 50 % complete. The remaining work includes roof repair, replacing windows, cleaning gutters, installing lighting fixtures, installing visible address numbers, removing swamp cooler, and removing exterior paint. This activity was undertaken to improve one (1) residential structure and meet the national objective of benefiting a low-moderate-income household in the unincorporated area of Valle Vista.	

<b>PGM Year:</b>	2023	
<b>Project:</b>	0019 - 0.256-23 - Home Enhancement Program	
<b>IDIS Activity:</b>	6809 - 0.256-23-3 - Home Rehab Activity	
Status:	Completed 8/14/2024 8:20:44 PM	Objective: Provide decent affordable housing
Location:	19899 Washington St Corona, CA 92881-4284	Outcome: Affordability
		Matrix Code: Rehab; Single-Unit Residential (14A) National Objective: LMH

**Activity to prevent, prepare for, and respond to Coronavirus:** No

**Initial Funding Date:** 11/29/2023

**Description:**

The property owner is a senior citizen. The Home Enhancement Program will use CDBG funds to replace roof repairs to the house, replacing gutters and downspouts, soffit as needed, replacing windows, replacing entry doors, upgrading to light fixtures, painting the house's exterior, and installing handrails on steps next to the house. This home was built in 1956.

**Financing**

	Fund Type	Grant Year	Grant	Funded Amount	Drawn In Program Year	Drawn Thru Program Year
CDBG	EN	2021	B21UC060506	\$6,922.00	\$6,922.00	\$6,922.00
		2023	B23UC060506	\$40,000.00	\$40,000.00	\$40,000.00
<b>Total</b>	<b>Total</b>			<b>\$46,922.00</b>	<b>\$46,922.00</b>	<b>\$46,922.00</b>

**Proposed Accomplishments**

Housing Units : 1

**Actual Accomplishments**

	Owner		Renter		Total		Person	
<i>Number assisted:</i>	Total	Hispanic	Total	Hispanic	Total	Hispanic	Total	Hispanic
White:	1	1	0	0	1	1	0	0
Black/African American:	0	0	0	0	0	0	0	0
Asian:	0	0	0	0	0	0	0	0
American Indian/Alaskan Native:	0	0	0	0	0	0	0	0
Native Hawaiian/Other Pacific Islander:	0	0	0	0	0	0	0	0
American Indian/Alaskan Native & White:	0	0	0	0	0	0	0	0



Asian White:	0	0	0	0	0	0	0	0
Black/African American & White:	0	0	0	0	0	0	0	0
American Indian/Alaskan Native & Black/African American:	0	0	0	0	0	0	0	0
Other multi-racial:	0	0	0	0	0	0	0	0
Asian/Pacific Islander:	0	0	0	0	0	0	0	0
Hispanic:	0	0	0	0	0	0	0	0
<b>Total:</b>	<b>1</b>	<b>1</b>	<b>0</b>	<b>0</b>	<b>1</b>	<b>1</b>	<b>0</b>	<b>0</b>

Female-headed Households: 0 0 0

*Income Category:*

	Owner	Renter	Total	Person
Extremely Low	0	0	0	0
Low Mod	1	0	1	0
Moderate	0	0	0	0
Non Low Moderate	0	0	0	0
Total	1	0	1	0
Percent Low/Mod	100.0%		100.0%	

**Annual Accomplishments**

Years	Accomplishment Narrative	# Benefitting
2023	11.29.2023 reprog \$40,000 from idis#6756, funding increased to \$40,000. 6.24.2024 reprog \$6,922 from idis#6646, funding increased to \$46,922. Housing Rehab activity is 100% complete as of 06/12/2024. CDBG funds were used to pay for costs associated with roof repairs, one door, and security door, replacing damaged gutters and downspouts, replacing soffits and vents, replacing fascia boards, replacing 15 windows, installing stairs handrails, and painting the exterior of the house. This activity was undertaken to improve one (1) residential structure and meet the national objective of benefiting a low-moderate-income household in the unincorporated area of El Cerrito.	

<b>PGM Year:</b>	2023	
<b>Project:</b>	0019 - 0.256-23 - Home Enhancement Program	
<b>IDIS Activity:</b>	6810 - 0.256-23-4 - Home Rehab Activity	
Status:	Completed 8/16/2024 2:18:28 PM	Objective: Provide decent affordable housing
Location:	74040 Via Ocotillo Mecca, CA 92254-4033	Outcome: Affordability
		Matrix Code: Rehab; Single-Unit Residential (14A) National Objective: LMH

**Activity to prevent, prepare for, and respond to Coronavirus:** No

**Initial Funding Date:** 11/29/2023

**Description:**

The property owner is a senior citizen. The Home Enhancement Program will use CDBG funds to replace roof repairs to the house, replace gutters and downspouts, soffit as needed, replace windows, replace entry doors, upgrade to light fixtures, paint the house's exterior, and install handrails on steps next to the house. This home was built in 1963.

**Financing**

	Fund Type	Grant Year	Grant	Funded Amount	Drawn In Program Year	Drawn Thru Program Year
CDBG	EN	2023	B23UC060506	\$32,550.00	\$32,550.00	\$32,550.00
<b>Total</b>	<b>Total</b>			<b>\$32,550.00</b>	<b>\$32,550.00</b>	<b>\$32,550.00</b>

**Proposed Accomplishments**

Housing Units : 1

**Actual Accomplishments**

	Owner		Renter		Total		Person	
<i>Number assisted:</i>	Total	Hispanic	Total	Hispanic	Total	Hispanic	Total	Hispanic
White:	1	0	0	0	1	0	0	0

Black/African American:	0	0	0	0	0	0	0	0
Asian:	0	0	0	0	0	0	0	0
American Indian/Alaskan Native:	0	0	0	0	0	0	0	0
Native Hawaiian/Other Pacific Islander:	0	0	0	0	0	0	0	0
American Indian/Alaskan Native & White:	0	0	0	0	0	0	0	0
Asian White:	0	0	0	0	0	0	0	0
Black/African American & White:	0	0	0	0	0	0	0	0
American Indian/Alaskan Native & Black/African American:	0	0	0	0	0	0	0	0
Other multi-racial:	0	0	0	0	0	0	0	0
Asian/Pacific Islander:	0	0	0	0	0	0	0	0
Hispanic:	0	0	0	0	0	0	0	0
<b>Total:</b>	<b>1</b>	<b>0</b>	<b>0</b>	<b>0</b>	<b>1</b>	<b>0</b>	<b>0</b>	<b>0</b>

Female-headed Households: 0 0 0

*Income Category:*

	Owner	Renter	Total	Person
Extremely Low	0	0	0	0
Low Mod	1	0	1	0
Moderate	0	0	0	0
Non Low Moderate	0	0	0	0
Total	1	0	1	0
Percent Low/Mod	100.0%		100.0%	

**Annual Accomplishments**

Years	Accomplishment Narrative	# Benefitting
2023	11.29.2023 reprog \$40,000 from idis#6756, funding increased to \$40,000. Housing Rehab activity is 100% complete. CDBG funds have been used to pay for the roof repairs, one window and screen, partial fencing and gate replacement, exterior stucco repairs, door trim, exterior lighting, and painting the exterior of the house and detached garage. This activity improves one (1) residential structure and meets the national objective of benefiting a low-moderate income household in the Unincorporated area of Mecca/North Shore. 8.16.2024 reprog \$7,450 unused project funds, funding decreased to \$32,550.	

<b>PGM Year:</b>	2023	
<b>Project:</b>	0019 - 0.256-23 - Home Enhancement Program	
<b>IDIS Activity:</b>	6811 - 0.256-23-5 - Home Rehab Activity	
Status:	Open	Objective: Provide decent affordable housing
Location:	91111 4th St Mecca, CA 92254-6516	Outcome: Affordability
		Matrix Code: Rehab; Single-Unit Residential (14A) National Objective: LMH

**Activity to prevent, prepare for, and respond to Coronavirus:** No

**Initial Funding Date:** 11/29/2023

**Description:**

The property owner is a senior citizen. The Home Enhancement Program will use CDBG funds to replace roof repairs to the house, replace fascia boards as needed, replace windows, replace entry doors, upgrade to light fixtures, make stucco repairs, paint the house's exterior, install chain link fence, and replace back door and security door. This home was built in 1969.

**Financing**

	Fund Type	Grant Year	Grant	Funded Amount	Drawn In Program Year	Drawn Thru Program Year
CDBG	EN	2023	B23UC060506	\$40,000.00	\$34,173.75	\$34,173.75
<b>Total</b>	<b>Total</b>			<b>\$40,000.00</b>	<b>\$34,173.75</b>	<b>\$34,173.75</b>

**Proposed Accomplishments**

Housing Units : 1

## Actual Accomplishments

Number assisted:

	Owner		Renter		Total		Person	
	Total	Hispanic	Total	Hispanic	Total	Hispanic	Total	Hispanic
White:	0	0	0	0	0	0		0
Black/African American:	0	0	0	0	0	0	0	0
Asian:	0	0	0	0	0	0	0	0
American Indian/Alaskan Native:	0	0	0	0	0	0	0	0
Native Hawaiian/Other Pacific Islander:	0	0	0	0	0	0	0	0
American Indian/Alaskan Native & White:	0	0	0	0	0	0	0	0
Asian White:	0	0	0	0	0	0	0	0
Black/African American & White:	0	0	0	0	0	0	0	0
American Indian/Alaskan Native & Black/African American:	0	0	0	0	0	0	0	0
Other multi-racial:	0	0	0	0	0	0	0	0
Asian/Pacific Islander:	0	0	0	0	0	0	0	0
Hispanic:	0	0	0	0	0	0	0	0
<b>Total:</b>	<b>0</b>	<b>0</b>	<b>0</b>	<b>0</b>	<b>0</b>	<b>0</b>	<b>0</b>	<b>0</b>

Female-headed Households: 0 0 0

Income Category:

	Owner	Renter	Total	Person
Extremely Low	0	0	0	0
Low Mod	0	0	0	0
Moderate	0	0	0	0
Non Low Moderate	0	0	0	0
Total	0	0	0	0
Percent Low/Mod				

## Annual Accomplishments

Years	Accomplishment Narrative	# Benefitting
2023	11.29.2023 reprog \$40,000 from idis#6756, funding increased to \$40,000. Housing Rehab is 90% complete. CDBG funds are being used to pay for the cost associated with replacing the roof on the house and attached garage, fascia boards, windows, and screens, removing the foam molding, exterior lighting, doorbell, stucco repairs, and painting the exterior of the house and attached garage. This activity aims to improve one (1) residential structure and meet the national objective of benefiting a low-moderate income household in the City of Desert Hot Springs.	

<b>PGM Year:</b>	2022
<b>Project:</b>	0012 - 9.231-22 - Home Enhancement Program
<b>IDIS Activity:</b>	6812 - 9.231-22-8 - Home Rehab Activity
Status:	Completed 8/16/2024 1:30:48 PM
Location:	91550 2nd st. Mecca, CA 92254
Objective:	Provide decent affordable housing
Outcome:	Affordability
Matrix Code:	Rehab; Single-Unit Residential (14A)
National Objective:	LMH

Activity to prevent, prepare for, and respond to Coronavirus: No

Initial Funding Date: 11/29/2023

Description:

The property owner is a senior citizen. The Home Enhancement Program will use CDBG funds to replace roof repairs to the house, replace fascia boards as needed, replace windows, replace entry doors, upgrade to light fixtures, make stucco repairs, and paint the house's exterior. This home was built in 1969.

## Financing

	Fund Type	Grant Year	Grant	Funded Amount	Drawn In Program Year	Drawn Thru Program Year
--	-----------	------------	-------	---------------	-----------------------	-------------------------

CDBG	EN	2020	B20UC060506	\$28,275.00	\$28,275.00	\$28,275.00
<b>Total</b>	<b>Total</b>			<b>\$28,275.00</b>	<b>\$28,275.00</b>	<b>\$28,275.00</b>

**Proposed Accomplishments**

Housing Units : 1

**Actual Accomplishments**

	Owner		Renter		Total		Person	
Number assisted:	Total	Hispanic	Total	Hispanic	Total	Hispanic	Total	Hispanic
White:	1	0	0	0	1	0	0	0
Black/African American:	0	0	0	0	0	0	0	0
Asian:	0	0	0	0	0	0	0	0
American Indian/Alaskan Native:	0	0	0	0	0	0	0	0
Native Hawaiian/Other Pacific Islander:	0	0	0	0	0	0	0	0
American Indian/Alaskan Native & White:	0	0	0	0	0	0	0	0
Asian White:	0	0	0	0	0	0	0	0
Black/African American & White:	0	0	0	0	0	0	0	0
American Indian/Alaskan Native & Black/African American:	0	0	0	0	0	0	0	0
Other multi-racial:	0	0	0	0	0	0	0	0
Asian/Pacific Islander:	0	0	0	0	0	0	0	0
Hispanic:	0	0	0	0	0	0	0	0
<b>Total:</b>	<b>1</b>	<b>0</b>	<b>0</b>	<b>0</b>	<b>1</b>	<b>0</b>	<b>0</b>	<b>0</b>
Female-headed Households:	0		0		0			

*Income Category:*

	Owner	Renter	Total	Person
Extremely Low	1	0	1	0
Low Mod	0	0	0	0
Moderate	0	0	0	0
Non Low Moderate	0	0	0	0
Total	1	0	1	0
Percent Low/Mod	100.0%		100.0%	

**Annual Accomplishments**

Years	Accomplishment Narrative	# Benefitting
2023	11.29.2023 reprog \$40,000 from idis#6635, funding increased to \$40,000. Housing Rehab activity is 100% complete. CDBG funds have been used to pay for the roof replacement, doors, doorbell, exterior stucco repairs, garage door trim, caulking around windows, concrete repairs, numbers on the house, exterior lighting, removed false footing on one side of the house, and painted the exterior of the house and attached garage. For safety reason, we removed concrete, 2X4 and bolts on the flooring of the patio. This activity improves one (1) residential structure and meets the national objective of benefiting a low-moderate income household in the Unincorporated area of Mecca. 8.16.2024 reprog \$11,725 unused funds to idis#6748, funding decreased to \$28,275.	

<b>PGM Year:</b>	2022	
<b>Project:</b>	0012 - 9.231-22 - Home Enhancement Program	
<b>IDIS Activity:</b>	6813 - 9.231-22-9 - Home Rehab Activity	
Status:	Completed 8/14/2024 2:59:09 PM	Objective: Provide decent affordable housing
Location:	413 Trabert Cir Riverside, CA 92507-1445	Outcome: Affordability
		Matrix Code: Rehab; Single-Unit Residential (14A)
		National Objective: LMH

**Activity to prevent, prepare for, and respond to Coronavirus:** No

**Initial Funding Date:** 11/30/2023

**Description:**

The property owner is a senior citizen. The Home Enhancement Program will use CDBG funds to pay for fascia board replacement on the house, gutters and downspouts, french doors, and exterior wood in front of the house. This home was built in 1984.

#### Financing

	Fund Type	Grant Year	Grant	Funded Amount	Drawn In Program Year	Drawn Thru Program Year
CDBG	EN	2020	B20UC060506	\$25,000.00	\$15,202.50	\$15,202.50
		2022	B22UC060506	\$2,360.50	\$0.00	\$0.00
	PI			\$15,000.00	\$15,000.00	\$15,000.00
<b>Total</b>	<b>Total</b>			<b>\$42,360.50</b>	<b>\$30,202.50</b>	<b>\$30,202.50</b>

#### Proposed Accomplishments

Housing Units : 1

#### Actual Accomplishments

	Owner		Renter		Total		Person	
Number assisted:	Total	Hispanic	Total	Hispanic	Total	Hispanic	Total	Hispanic
White:	1	1	0	0	1	1	0	0
Black/African American:	0	0	0	0	0	0	0	0
Asian:	0	0	0	0	0	0	0	0
American Indian/Alaskan Native:	0	0	0	0	0	0	0	0
Native Hawaiian/Other Pacific Islander:	0	0	0	0	0	0	0	0
American Indian/Alaskan Native & White:	0	0	0	0	0	0	0	0
Asian White:	0	0	0	0	0	0	0	0
Black/African American & White:	0	0	0	0	0	0	0	0
American Indian/Alaskan Native & Black/African American:	0	0	0	0	0	0	0	0
Other multi-racial:	0	0	0	0	0	0	0	0
Asian/Pacific Islander:	0	0	0	0	0	0	0	0
Hispanic:	0	0	0	0	0	0	0	0
<b>Total:</b>	<b>1</b>	<b>1</b>	<b>0</b>	<b>0</b>	<b>1</b>	<b>1</b>	<b>0</b>	<b>0</b>
Female-headed Households:	1		0		1			

#### Income Category:

	Owner	Renter	Total	Person
Extremely Low	0	0	0	0
Low Mod	1	0	1	0
Moderate	0	0	0	0
Non Low Moderate	0	0	0	0
Total	1	0	1	0
Percent Low/Mod	100.0%		100.0%	

#### Annual Accomplishments

Years	Accomplishment Narrative	# Benefitting
2023	11.30.2023 reprog \$40,000 from idis#6635; funding increased to \$40,000. 5.20.2024 reprog \$15,000 (PI), decreased (EN) the same amount, and funding remained the same, \$40,000. 7.17.2024 reprog \$2,360.50 from idis#6646, funding increased to \$42,360.50. Housing Rehab activity is 100% complete as of 07/12/2024. CDBG funds were used to pay for costs associated with roof repairs, one door, replacing damaged gutters and downspouts, replacing trim window boards, replacing nine windows, replacing damaged fascia boards, and painting the house's exterior. This activity was undertaken to improve one (1) residential structure and meet the national objective of benefiting a low-to-moderate-income household in the unincorporated area of Highgrove.	

<b>PGM Year:</b>	2022	
<b>Project:</b>	0012 - 9.231-22 - Home Enhancement Program	
<b>IDIS Activity:</b>	6814 - 9.231-22-10 - Home Rehab Activity	
<b>Status:</b>	Completed 8/14/2024 3:09:50 PM	Objective: Provide decent affordable housing
<b>Location:</b>	27597 Van Buren Ave Menifee, CA 92585-9475	Outcome: Affordability

Matrix Code: Rehab; Single-Unit Residential (14A)

National Objective: LMH

Activity to prevent, prepare for, and respond to Coronavirus: No

Initial Funding Date: 11/30/2023

**Description:**

The property owner is a senior citizen. The Home Enhancement Program will use CDBG funds to pay for complete roof replacement on the house, gutters and downspouts, replace windows, paint and stucco repairs, both entry doors. This home was built in 1934

**Financing**

	Fund Type	Grant Year	Grant	Funded Amount	Drawn In Program Year	Drawn Thru Program Year
CDBG	EN	2020	B20UC060506	\$40,000.00	\$40,000.00	\$40,000.00
		2022	B22UC060506	\$28,298.03	\$28,298.03	\$28,298.03
<b>Total</b>	<b>Total</b>			<b>\$68,298.03</b>	<b>\$68,298.03</b>	<b>\$68,298.03</b>

**Proposed Accomplishments**

Housing Units : 1

**Actual Accomplishments**

	Owner		Renter		Total		Person	
	Total	Hispanic	Total	Hispanic	Total	Hispanic	Total	Hispanic
Number assisted:								
White:	1	1	0	0	1	1	0	0
Black/African American:	0	0	0	0	0	0	0	0
Asian:	0	0	0	0	0	0	0	0
American Indian/Alaskan Native:	0	0	0	0	0	0	0	0
Native Hawaiian/Other Pacific Islander:	0	0	0	0	0	0	0	0
American Indian/Alaskan Native & White:	0	0	0	0	0	0	0	0
Asian White:	0	0	0	0	0	0	0	0
Black/African American & White:	0	0	0	0	0	0	0	0
American Indian/Alaskan Native & Black/African American:	0	0	0	0	0	0	0	0
Other multi-racial:	0	0	0	0	0	0	0	0
Asian/Pacific Islander:	0	0	0	0	0	0	0	0
Hispanic:	0	0	0	0	0	0	0	0
<b>Total:</b>	<b>1</b>	<b>1</b>	<b>0</b>	<b>0</b>	<b>1</b>	<b>1</b>	<b>0</b>	<b>0</b>
Female-headed Households:	0		0		0			

*Income Category:*

	Owner	Renter	Total	Person
Extremely Low	0	0	0	0
Low Mod	1	0	1	0
Moderate	0	0	0	0
Non Low Moderate	0	0	0	0
Total	1	0	1	0
Percent Low/Mod	100.0%		100.0%	

**Annual Accomplishments**

Years	Accomplishment Narrative	# Benefitting
2023	11.30.2023 reprog \$40,000 from idis#6635, funding increased to \$40,000. 6.24.2024 reprog \$28,298.03 from idis#6748, funding increased to \$68,298.03. Housing Rehab activity is 100% complete as of 06/25/2024. CDBG funds were used to pay for costs associated with roof reframe and repairs, replacing fascia boards and eaves, stucco repairs, replacing 10 windows, painting the exterior of the house, and updating the electric panel. This activity was undertaken to improve one (1) residential structure and meet the national objective of benefiting a low-to-moderate-income household in the unincorporated area of El Cerrito.	

PGM Year: 2022

<b>Project:</b>	0012 - 9.231-22 - Home Enhancement Program		
<b>IDIS Activity:</b>	6815 - 9.231-22-11 - Home Rehab Activity		
<b>Status:</b>	Canceled 8/16/2024 1:31:22 PM	<b>Objective:</b>	Provide decent affordable housing
<b>Location:</b>	17640 Barton St Riverside, CA 92508-9702	<b>Outcome:</b>	Affordability
		<b>Matrix Code:</b>	Rehab; Single-Unit Residential (14A)
		<b>National Objective:</b>	LMH

**Activity to prevent, prepare for, and respond to Coronavirus:** No

**Initial Funding Date:** 11/30/2023

**Description:**

The property owner is a senior citizen. The Home Enhancement Program will use CDBG funds to pay for replacement windows on the house, gutters and downspouts, porch, stucco repairs and paint, and baseboards around the house. This home was built in 1964.

**Financing**

No data returned for this view. This might be because the applied filter excludes all data.

**Proposed Accomplishments**

Housing Units : 1

**Actual Accomplishments**

*Number assisted:*

	<b>Owner</b>		<b>Renter</b>		<b>Total</b>		<b>Person</b>	
	Total	Hispanic	Total	Hispanic	Total	Hispanic	Total	Hispanic
White:	0	0	0	0	0	0		0
Black/African American:	0	0	0	0	0	0	0	0
Asian:	0	0	0	0	0	0	0	0
American Indian/Alaskan Native:	0	0	0	0	0	0	0	0
Native Hawaiian/Other Pacific Islander:	0	0	0	0	0	0	0	0
American Indian/Alaskan Native & White:	0	0	0	0	0	0	0	0
Asian White:	0	0	0	0	0	0	0	0
Black/African American & White:	0	0	0	0	0	0	0	0
American Indian/Alaskan Native & Black/African American:	0	0	0	0	0	0	0	0
Other multi-racial:	0	0	0	0	0	0	0	0
Asian/Pacific Islander:	0	0	0	0	0	0	0	0
Hispanic:	0	0	0	0	0	0	0	0
<b>Total:</b>	<b>0</b>	<b>0</b>	<b>0</b>	<b>0</b>	<b>0</b>	<b>0</b>	<b>0</b>	<b>0</b>
Female-headed Households:	0		0		0			

*Income Category:*

	<b>Owner</b>	<b>Renter</b>	<b>Total</b>	<b>Person</b>
Extremely Low	0	0	0	0
Low Mod	0	0	0	0
Moderate	0	0	0	0
Non Low Moderate	0	0	0	0
Total	0	0	0	0
Percent Low/Mod				

**Annual Accomplishments**

<b>Years</b>	<b>Accomplishment Narrative</b>	<b># Benefitting</b>
2023	11.30.2023 reprog \$40,000 from idis#6635, funding increased to \$40,000. 8.16.2024 reprog \$40,000 to idis#6748, funding decreased to \$0. Project canceled.	

**PGM Year:** 2022  
**Project:** 0012 - 9.231-22 - Home Enhancement Program  
**IDIS Activity:** 6816 - 9.231-22-12 - Home Rehab Activity  
**Status:** Open  
**Location:** 25 Mandarin Way Riverside, CA 92507-1213  
**Objective:** Provide decent affordable housing  
**Outcome:** Affordability  
**Matrix Code:** Rehab; Single-Unit Residential (14A)  
**National Objective:** LMH

**Activity to prevent, prepare for, and respond to Coronavirus:** No

**Initial Funding Date:** 11/30/2023

**Description:**

The property owner is a senior citizen. The Home Enhancement Program will use CDBG funds to pay for replacement roof, windows on the house, stucco repairs and paint, and patio covers. This home was built in 1978.

**Financing**

	Fund Type	Grant Year	Grant	Funded Amount	Drawn In Program Year	Drawn Thru Program Year
CDBG	EN	2021	B21UC060506	\$49,738.10	\$30,169.50	\$30,169.50
<b>Total</b>	<b>Total</b>			<b>\$49,738.10</b>	<b>\$30,169.50</b>	<b>\$30,169.50</b>

**Proposed Accomplishments**

Housing Units : 1

**Actual Accomplishments**

	<b>Owner</b>		<b>Renter</b>		<b>Total</b>		<b>Person</b>	
	Total	Hispanic	Total	Hispanic	Total	Hispanic	Total	Hispanic
Number assisted:								
White:	0	0	0	0	0	0		0
Black/African American:	0	0	0	0	0	0	0	0
Asian:	0	0	0	0	0	0	0	0
American Indian/Alaskan Native:	0	0	0	0	0	0	0	0
Native Hawaiian/Other Pacific Islander:	0	0	0	0	0	0	0	0
American Indian/Alaskan Native & White:	0	0	0	0	0	0	0	0
Asian White:	0	0	0	0	0	0	0	0
Black/African American & White:	0	0	0	0	0	0	0	0
American Indian/Alaskan Native & Black/African American:	0	0	0	0	0	0	0	0
Other multi-racial:	0	0	0	0	0	0	0	0
Asian/Pacific Islander:	0	0	0	0	0	0	0	0
Hispanic:	0	0	0	0	0	0	0	0
<b>Total:</b>	<b>0</b>	<b>0</b>	<b>0</b>	<b>0</b>	<b>0</b>	<b>0</b>	<b>0</b>	<b>0</b>
Female-headed Households:	0		0		0			

**Income Category:**

	<b>Owner</b>	<b>Renter</b>	<b>Total</b>	<b>Person</b>
Extremely Low	0	0	0	0
Low Mod	0	0	0	0
Moderate	0	0	0	0
Non Low Moderate	0	0	0	0
Total	0	0	0	0
Percent Low/Mod				

**Annual Accomplishments**

<b>Years</b>	<b>Accomplishment Narrative</b>	<b># Benefitting</b>
--------------	---------------------------------	----------------------



2023 11.30.2023 reprog \$40,000 from idis#6635, funding increased to \$40,000. 7.17.2024 reprog \$9,738.10 from idis#6646, funding increased to \$49,738.10. Housing activity is 90 % complete and currently underway as of 7/15/2024. CDBG funds will be used to pay for costs associated with a grant to install nine (9) energy-efficient windows, replace the roof with reflective cooling shingles, replace fascia boards, and paint the exterior of the home, stucco repairs, install (3) lighting fixture, concrete repairs, and remove tree stem. This activity will improve one (1) residential structure and meet the national objective of benefiting a low- to moderate-income household in the unincorporated area of Highgrove.

<b>PGM Year:</b>	2022				
<b>Project:</b>	0012 - 9.231-22 - Home Enhancement Program				
<b>IDIS Activity:</b>	6817 - 9.231-22-13 - Home Rehab Activity				
<b>Status:</b>	Open	<b>Objective:</b>	Provide decent affordable housing		
<b>Location:</b>	39896 Snow Gum Ln Murrieta, CA 92562-4101	<b>Outcome:</b>	Affordability		
		<b>Matrix Code:</b>	Rehab; Single-Unit Residential (14A)	<b>National Objective:</b>	LMH

**Activity to prevent, prepare for, and respond to Coronavirus:** No

**Initial Funding Date:** 11/30/2023

**Description:**

The property owner is a senior citizen. The Home Enhancement Program will use CDBG funds to pay for the replacement roof, windows on the house, paint, and fence. This home was built 1988.

**Financing**

	Fund Type	Grant Year	Grant	Funded Amount	Drawn In Program Year	Drawn Thru Program Year
CDBG	EN	2021	B21UC060506	\$40,000.00	\$17,797.50	\$17,797.50
<b>Total</b>	<b>Total</b>			<b>\$40,000.00</b>	<b>\$17,797.50</b>	<b>\$17,797.50</b>

**Proposed Accomplishments**

Housing Units : 1

**Actual Accomplishments**

*Number assisted:*

	<b>Owner</b>		<b>Renter</b>		<b>Total</b>		<b>Person</b>	
	Total	Hispanic	Total	Hispanic	Total	Hispanic	Total	Hispanic
White:	0	0	0	0	0	0	0	0
Black/African American:	0	0	0	0	0	0	0	0
Asian:	0	0	0	0	0	0	0	0
American Indian/Alaskan Native:	0	0	0	0	0	0	0	0
Native Hawaiian/Other Pacific Islander:	0	0	0	0	0	0	0	0
American Indian/Alaskan Native & White:	0	0	0	0	0	0	0	0
Asian White:	0	0	0	0	0	0	0	0
Black/African American & White:	0	0	0	0	0	0	0	0
American Indian/Alaskan Native & Black/African American:	0	0	0	0	0	0	0	0
Other multi-racial:	0	0	0	0	0	0	0	0
Asian/Pacific Islander:	0	0	0	0	0	0	0	0
Hispanic:	0	0	0	0	0	0	0	0
<b>Total:</b>	<b>0</b>	<b>0</b>	<b>0</b>	<b>0</b>	<b>0</b>	<b>0</b>	<b>0</b>	<b>0</b>

Female-headed Households: 0 0 0

*Income Category:*

	<b>Owner</b>	<b>Renter</b>	<b>Total</b>	<b>Person</b>
Extremely Low	0	0	0	0
Low Mod	0	0	0	0
Moderate	0	0	0	0
Non Low Moderate	0	0	0	0

Total 0 0 0 0  
Percent Low/Mod

#### Annual Accomplishments

Years	Accomplishment Narrative	# Benefitting
2023	11.30.2023 reprog \$40,000 from idis#6635, funding increased to \$40,000. The housing activity is 95 % complete. The remaining work includes roof repair, replacement of the main door and security door, painting the home's exterior, replacing 11 windows, replacing window trim, installing gutters and downspouts, and installing address numbers. This activity will improve one (1) residential structure and meet the national objective of benefiting a low/moderate-income household in the unincorporated area of Murrieta.	

<b>PGM Year:</b>	2022	
<b>Project:</b>	0012 - 9.231-22 - Home Enhancement Program	
<b>IDIS Activity:</b>	6818 - 9.231-22-14 - Home Rehab Activity	
<b>Status:</b>	Open	<b>Objective:</b> Provide decent affordable housing
<b>Location:</b>	41761 Johnston Ave Hemet, CA 92544-7568	<b>Outcome:</b> Affordability
		<b>Matrix Code:</b> Rehab; Single-Unit Residential (14A)
		<b>National Objective:</b> LMH

**Activity to prevent, prepare for, and respond to Coronavirus:** No

**Initial Funding Date:** 11/30/2023

#### Description:

The property owner is a senior citizen. The Home Enhancement Program will use CDBG funds to pay for the replacement roof, patio cover, gutters, downspouts, and fence. This home was built in 1979.

#### Financing

	Fund Type	Grant Year	Grant	Funded Amount	Drawn In Program Year	Drawn Thru Program Year
CDBG	EN	2021	B21UC060506	\$40,000.00	\$0.00	\$0.00
<b>Total</b>	<b>Total</b>			<b>\$40,000.00</b>	<b>\$0.00</b>	<b>\$0.00</b>

#### Proposed Accomplishments

Housing Units : 1

#### Actual Accomplishments

	Owner		Renter		Total		Person	
Number assisted:	Total	Hispanic	Total	Hispanic	Total	Hispanic	Total	Hispanic
White:	0	0	0	0	0	0		0
Black/African American:	0	0	0	0	0	0	0	0
Asian:	0	0	0	0	0	0	0	0
American Indian/Alaskan Native:	0	0	0	0	0	0	0	0
Native Hawaiian/Other Pacific Islander:	0	0	0	0	0	0	0	0
American Indian/Alaskan Native & White:	0	0	0	0	0	0	0	0
Asian White:	0	0	0	0	0	0	0	0
Black/African American & White:	0	0	0	0	0	0	0	0
American Indian/Alaskan Native & Black/African American:	0	0	0	0	0	0	0	0
Other multi-racial:	0	0	0	0	0	0	0	0
Asian/Pacific Islander:	0	0	0	0	0	0	0	0
Hispanic:	0	0	0	0	0	0	0	0
<b>Total:</b>	<b>0</b>	<b>0</b>	<b>0</b>	<b>0</b>	<b>0</b>	<b>0</b>	<b>0</b>	<b>0</b>
Female-headed Households:	0		0		0			

#### Income Category:

	Owner	Renter	Total	Person
Extremely Low	0	0	0	0

Low Mod	0	0	0	0
Moderate	0	0	0	0
Non Low Moderate	0	0	0	0
Total	0	0	0	0
Percent Low/Mod				

#### Annual Accomplishments

Years	Accomplishment Narrative	# Benefitting
2023	11.30.2023 reprog \$40,000 from idis#6635, funding increased to \$40,000. The housing activity is 50 % complete. The remaining work includes roof repair, replacement of the main door and security door, painting the home's exterior, replacing window trim, installing gutters and downspouts, installing (2) motion sensor lights, and repairing the fence. This activity will improve one (1) residential structure and meet the national objective of benefiting a low/moderate-income household in the unincorporated area of East Hemet.	

PGM Year:	2022	
Project:	0012 - 9.231-22 - Home Enhancement Program	
IDIS Activity:	6819 - 9.231-22-15 - Home Rehab Activity	
Status:	Open	Objective: Provide decent affordable housing
Location:	43360 Marlene St Hemet, CA 92544-4029	Outcome: Affordability
		Matrix Code: Rehab; Single-Unit Residential (14A) National Objective: LMH

Activity to prevent, prepare for, and respond to Coronavirus: No

Initial Funding Date: 11/30/2023

#### Description:

The property owner is a senior citizen. The Home Enhancement Program will use CDBG funds to pay for the replacement roof, paint, windows, exterior light fixtures, and exterior walls. This home was built in 1975.

#### Financing

	Fund Type	Grant Year	Grant	Funded Amount	Drawn In Program Year	Drawn Thru Program Year
CDBG	EN	2021	B21UC060506	\$40,000.00	\$0.00	\$0.00
<b>Total</b>	<b>Total</b>			<b>\$40,000.00</b>	<b>\$0.00</b>	<b>\$0.00</b>

#### Proposed Accomplishments

Housing Units : 1

#### Actual Accomplishments

	Owner		Renter		Total		Person	
	Total	Hispanic	Total	Hispanic	Total	Hispanic	Total	Hispanic
White:	0	0	0	0	0	0	0	0
Black/African American:	0	0	0	0	0	0	0	0
Asian:	0	0	0	0	0	0	0	0
American Indian/Alaskan Native:	0	0	0	0	0	0	0	0
Native Hawaiian/Other Pacific Islander:	0	0	0	0	0	0	0	0
American Indian/Alaskan Native & White:	0	0	0	0	0	0	0	0
Asian White:	0	0	0	0	0	0	0	0
Black/African American & White:	0	0	0	0	0	0	0	0
American Indian/Alaskan Native & Black/African American:	0	0	0	0	0	0	0	0
Other multi-racial:	0	0	0	0	0	0	0	0
Asian/Pacific Islander:	0	0	0	0	0	0	0	0
Hispanic:	0	0	0	0	0	0	0	0
<b>Total:</b>	<b>0</b>	<b>0</b>	<b>0</b>	<b>0</b>	<b>0</b>	<b>0</b>	<b>0</b>	<b>0</b>

Female-headed Households: 0 0 0

Income Category:

	Owner	Renter	Total	Person
Extremely Low	0	0	0	0
Low Mod	0	0	0	0
Moderate	0	0	0	0
Non Low Moderate	0	0	0	0
Total	0	0	0	0
Percent Low/Mod				

#### Annual Accomplishments

Years	Accomplishment Narrative	# Benefitting
2023	11.30.2023 reprog \$40,000 from idis#6635, funding increased to \$40,000. The housing activity is currently 50 % complete. The remaining work includes roof repair, replacing windows, cleaning gutters, installing lighting fixtures, installing door and security doors, installing crawlspace cover, repairing aluminum fascia, installing safety grab bars, repairing carport posts, installing window shutters, and exterior paint. These initiatives, funded by CDBG, will enhance a residential structure and significantly contribute to the national objective of benefiting lowâ€Ž to moderate-income households in the unincorporated area of Valle Vista.	

<b>PGM Year:</b>	2022	
<b>Project:</b>	0012 - 9.231-22 - Home Enhancement Program	
<b>IDIS Activity:</b>	6820 - 9.231-22-16 - Home Rehab Activity	
<b>Status:</b>	Open	<b>Objective:</b> Provide decent affordable housing
<b>Location:</b>	984 Dennis Way San Jacinto, CA 92582-2526	<b>Outcome:</b> Affordability
		<b>Matrix Code:</b> Rehab; Single-Unit Residential (14A)
		<b>National Objective:</b> LMH

**Activity to prevent, prepare for, and respond to Coronavirus:** No

**Initial Funding Date:** 11/30/2023

#### Description:

The property owner is a senior citizen. The Home Enhancement Program will use CDBG funds to pay for the replacement roof, paint, windows, exterior light fixtures, and car port patio cover. This home was built in 1986.

#### Financing

	Fund Type	Grant Year	Grant	Funded Amount	Drawn In Program Year	Drawn Thru Program Year
CDBG	EN	2021	B21UC060506	\$40,000.00	\$0.00	\$0.00
<b>Total</b>	<b>Total</b>			<b>\$40,000.00</b>	<b>\$0.00</b>	<b>\$0.00</b>

#### Proposed Accomplishments

Housing Units : 1

#### Actual Accomplishments

	Owner		Renter		Total		Person	
	Total	Hispanic	Total	Hispanic	Total	Hispanic	Total	Hispanic
Number assisted:								
White:	0	0	0	0	0	0		0
Black/African American:	0	0	0	0	0	0	0	0
Asian:	0	0	0	0	0	0	0	0
American Indian/Alaskan Native:	0	0	0	0	0	0	0	0
Native Hawaiian/Other Pacific Islander:	0	0	0	0	0	0	0	0
American Indian/Alaskan Native & White:	0	0	0	0	0	0	0	0
Asian White:	0	0	0	0	0	0	0	0
Black/African American & White:	0	0	0	0	0	0	0	0
American Indian/Alaskan Native & Black/African American:	0	0	0	0	0	0	0	0
Other multi-racial:	0	0	0	0	0	0	0	0
Asian/Pacific Islander:	0	0	0	0	0	0	0	0
Hispanic:	0	0	0	0	0	0	0	0

<b>Total:</b>	<b>0</b>	<b>0</b>	<b>0</b>	<b>0</b>	<b>0</b>	<b>0</b>	<b>0</b>	<b>0</b>
---------------	----------	----------	----------	----------	----------	----------	----------	----------

Female-headed Households:	0	0	0
---------------------------	---	---	---

*Income Category:*

	<b>Owner</b>	<b>Renter</b>	<b>Total</b>	<b>Person</b>
Extremely Low	0	0	0	0
Low Mod	0	0	0	0
Moderate	0	0	0	0
Non Low Moderate	0	0	0	0
Total	0	0	0	0
Percent Low/Mod				

**Annual Accomplishments**

<b>Years</b>	<b>Accomplishment Narrative</b>	<b># Benefitting</b>
2023	11.30.2023 reprog \$40,000 from idis#6635, funding increased to \$40,000. The housing activity is currently 50 % complete. The remaining work includes roof repair, replacing windows, installing lighting fixtures, installing door and security doors, replacing skirt and trim, house numbers, and exterior paint. TThis activity will improve one (1) residential structure and meet the national objective of benefiting a lowÄÄÄto moderate-income household in the unincorporated area of Valle Vista	

<b>PGM Year:</b>	2022	
<b>Project:</b>	0012 - 9.231-22 - Home Enhancement Program	
<b>IDIS Activity:</b>	6821 - 9.231-22-17 - Home Rehab Activity	
<b>Status:</b>	Canceled 8/19/2024 2:08:24 PM	Objective: Provide decent affordable housing
<b>Location:</b>	72561 Shell Dr Mecca, CA 92254-3021	Outcome: Affordability
		Matrix Code: Rehab; Single-Unit Residential (14A) National Objective: LMH

**Activity to prevent, prepare for, and respond to Coronavirus:** No

**Initial Funding Date:** 11/30/2023

**Description:**

The property owner is a senior citizen. The Home Enhancement Program will use CDBG funds to replace roof repairs to the house, replace windows, replace entry doors, upgrade to light fixtures, siding repairs, replace entry doors, and paint the house's exterior. This home was built in 1974.

**Financing**

No data returned for this view. This might be because the applied filter excludes all data.

**Proposed Accomplishments**

Housing Units : 1

**Actual Accomplishments**

	<b>Owner</b>		<b>Renter</b>		<b>Total</b>		<b>Person</b>	
<i>Number assisted:</i>	Total	Hispanic	Total	Hispanic	Total	Hispanic	Total	Hispanic
White:	0	0	0	0	0	0	0	0
Black/African American:	0	0	0	0	0	0	0	0
Asian:	0	0	0	0	0	0	0	0
American Indian/Alaskan Native:	0	0	0	0	0	0	0	0
Native Hawaiian/Other Pacific Islander:	0	0	0	0	0	0	0	0
American Indian/Alaskan Native & White:	0	0	0	0	0	0	0	0
Asian White:	0	0	0	0	0	0	0	0
Black/African American & White:	0	0	0	0	0	0	0	0
American Indian/Alaskan Native & Black/African American:	0	0	0	0	0	0	0	0
Other multi-racial:	0	0	0	0	0	0	0	0

Asian/Pacific Islander:	0	0	0	0	0	0	0	0
Hispanic:	0	0	0	0	0	0	0	0
<b>Total:</b>	<b>0</b>	<b>0</b>	<b>0</b>	<b>0</b>	<b>0</b>	<b>0</b>	<b>0</b>	<b>0</b>

Female-headed Households: 0 0 0

*Income Category:*

	Owner	Renter	Total	Person
Extremely Low	0	0	0	0
Low Mod	0	0	0	0
Moderate	0	0	0	0
Non Low Moderate	0	0	0	0
Total	0	0	0	0
Percent Low/Mod				

**Annual Accomplishments**

Years	Accomplishment Narrative	# Benefitting
2023	11.30.2023 reprog \$40,000 from idis#6635, funding increased to \$40,000. 8.19.2024 reprog \$40,000 to idis#6748, funding decreased to \$0. Project canceled.	

<b>PGM Year:</b>	2023	
<b>Project:</b>	0019 - 0.256-23 - Home Enhancement Program	
<b>IDIS Activity:</b>	6822 - 0.256-23-6 - Home Rehab Activity	
Status:	Completed 8/16/2024 2:18:57 PM	Objective: Provide decent affordable housing
Location:	22300 Horseshoe Trl Nuevo, CA 92567-9245	Outcome: Affordability
		Matrix Code: Rehab; Single-Unit Residential (14A) National Objective: LMH

**Activity to prevent, prepare for, and respond to Coronavirus:** No

**Initial Funding Date:** 12/01/2023

**Description:**

The property owner is a senior citizen. The Home Enhancement Program will use CDBG funds to replace the partial roof, paint, sliding door, screen front door, paint, front and back porch hand-railing, and exterior light fixtures. This home was built in 1978.

**Financing**

	Fund Type	Grant Year	Grant	Funded Amount	Drawn In Program Year	Drawn Thru Program Year
CDBG	EN	2019	B19UC060506	\$8,346.59	\$8,346.59	\$8,346.59
		2020	B20UC060506	\$10,953.41	\$10,953.41	\$10,953.41
<b>Total</b>	<b>Total</b>			<b>\$19,300.00</b>	<b>\$19,300.00</b>	<b>\$19,300.00</b>

**Proposed Accomplishments**

Housing Units : 1

**Actual Accomplishments**

	Owner		Renter		Total		Person	
Number assisted:	Total	Hispanic	Total	Hispanic	Total	Hispanic	Total	Hispanic
White:	1	0	0	0	1	0	0	0
Black/African American:	0	0	0	0	0	0	0	0
Asian:	0	0	0	0	0	0	0	0
American Indian/Alaskan Native:	0	0	0	0	0	0	0	0
Native Hawaiian/Other Pacific Islander:	0	0	0	0	0	0	0	0
American Indian/Alaskan Native & White:	0	0	0	0	0	0	0	0

Asian White:	0	0	0	0	0	0	0	0
Black/African American & White:	0	0	0	0	0	0	0	0
American Indian/Alaskan Native & Black/African American:	0	0	0	0	0	0	0	0
Other multi-racial:	0	0	0	0	0	0	0	0
Asian/Pacific Islander:	0	0	0	0	0	0	0	0
Hispanic:	0	0	0	0	0	0	0	0
<b>Total:</b>	<b>1</b>	<b>0</b>	<b>0</b>	<b>0</b>	<b>1</b>	<b>0</b>	<b>0</b>	<b>0</b>

Female-headed Households: 0 0 0

*Income Category:*

	Owner	Renter	Total	Person
Extremely Low	0	0	0	0
Low Mod	1	0	1	0
Moderate	0	0	0	0
Non Low Moderate	0	0	0	0
Total	1	0	1	0
Percent Low/Mod	100.0%		100.0%	

**Annual Accomplishments**

Years	Accomplishment Narrative	# Benefitting
2023	12.1.2023 reprog \$16,169 from idis#6756 and \$23,831 from idis#6635, funding increased to \$40,000. Housing Rehab activity is 100% complete as of 06/12/2024. CDBG funds were used to pay for costs associated with fence repairs, 2 doors, and security doors, replacing damaged skirting, replacing utility room door, siding repairs, installing wood railing, adding a lighting fixture, replacing 1 sliding glass door, and painting the exterior of the house. This activity was undertaken to improve one (1) residential structure and meet the national objective of benefiting a low- moderate-income household in the unincorporated area of El Cerrito. 8.16.2024 reprog \$20,700 unused project funds to idis#6756, funding decreased to \$19,300.	

<b>PGM Year:</b>	2023	
<b>Project:</b>	0052 - 4.BL.57-23 - City of Blythe Home Enhancement Program	
<b>IDIS Activity:</b>	6823 - 4.BL.57-23-1 - Home Rehab Activity	
Status:	Open	Objective: Provide decent affordable housing
Location:	520 W Nevada St Blythe, CA 92225-1132	Outcome: Affordability
		Matrix Code: Rehab; Single-Unit Residential (14A) National Objective: LMH

**Activity to prevent, prepare for, and respond to Coronavirus:** No

**Initial Funding Date:** 12/01/2023

**Description:**

The property owner is a senior citizen. The Home Enhancement Program will use CDBG funds to replace roof repairs to the house, replace fascia boards as needed, replace windows, replace entry doors, upgrade to light fixtures, shutters, and downspouts, and paint the house's exterior. This home was built in 1979.

**Financing**

	Fund Type	Grant Year	Grant	Funded Amount	Drawn In Program Year	Drawn Thru Program Year
CDBG	EN	2023	B23UC060506	\$44,503.00	\$30,467.25	\$30,467.25
<b>Total</b>	<b>Total</b>			<b>\$44,503.00</b>	<b>\$30,467.25</b>	<b>\$30,467.25</b>

**Proposed Accomplishments**

Housing Units : 1

**Actual Accomplishments**

	Owner		Renter		Total		Person	
<i>Number assisted:</i>	Total	Hispanic	Total	Hispanic	Total	Hispanic	Total	Hispanic
White:	0	0	0	0	0	0	0	0

Black/African American:	0	0	0	0	0	0	0	0
Asian:	0	0	0	0	0	0	0	0
American Indian/Alaskan Native:	0	0	0	0	0	0	0	0
Native Hawaiian/Other Pacific Islander:	0	0	0	0	0	0	0	0
American Indian/Alaskan Native & White:	0	0	0	0	0	0	0	0
Asian White:	0	0	0	0	0	0	0	0
Black/African American & White:	0	0	0	0	0	0	0	0
American Indian/Alaskan Native & Black/African American:	0	0	0	0	0	0	0	0
Other multi-racial:	0	0	0	0	0	0	0	0
Asian/Pacific Islander:	0	0	0	0	0	0	0	0
Hispanic:	0	0	0	0	0	0	0	0
<b>Total:</b>	<b>0</b>	<b>0</b>	<b>0</b>	<b>0</b>	<b>0</b>	<b>0</b>	<b>0</b>	<b>0</b>

Female-headed Households: 0 0 0

*Income Category:*

	Owner	Renter	Total	Person
Extremely Low	0	0	0	0
Low Mod	0	0	0	0
Moderate	0	0	0	0
Non Low Moderate	0	0	0	0
Total	0	0	0	0
Percent Low/Mod				

**Annual Accomplishments**

Years	Accomplishment Narrative	# Benefitting
2023	12.1.2023 reprog \$40,000 from idis#6789, funding increased to \$40,000.7.18.2024 reprog \$4,503.00 from idis#6748, funding increased to \$44,503.00. Housing Rehab activity is 25% complete. CDBG funds are being used to pay for the cost associated with roof replacement, flashing and fascia boards, windows, and screens, remove the exterior shutters, sliding door, entry doors, numbers on the house, exterior lighting, doorbell, replace the mailbox, stucco repairs, and paint the exterior of the house; partial repairs to be made on the fence and gates. This activity aims to improve one (1) residential structure and meet the national objective of benefiting a low-moderate income household in the City of Blythe.	

<b>PGM Year:</b>	2023
<b>Project:</b>	0052 - 4.BL.57-23 - City of Blythe Home Enhancement Program
<b>IDIS Activity:</b>	6824 - 4.BL.57-23-2 - Home Rehab Activity
Status:	Open
Location:	461 S 1st St Blythe, CA 92225-2820
Objective:	Provide decent affordable housing
Outcome:	Affordability
Matrix Code:	Rehab; Single-Unit Residential (14A)
National Objective:	LMH

**Activity to prevent, prepare for, and respond to Coronavirus:** No

**Initial Funding Date:** 12/01/2023

**Description:**

The property owner is a senior citizen. The Home Enhancement Program will use CDBG funds to replace roof repairs to the house, replace windows, replace entry doors, upgrade to light fixtures, stucco repairs, and paint the house's exterior. This home was built in 1979.

**Financing**

	Fund Type	Grant Year	Grant	Funded Amount	Drawn In Program Year	Drawn Thru Program Year
CDBG	EN	2023	B23UC060506	\$40,000.00	\$36,881.25	\$36,881.25
<b>Total</b>	<b>Total</b>			<b>\$40,000.00</b>	<b>\$36,881.25</b>	<b>\$36,881.25</b>

**Proposed Accomplishments**

Housing Units : 1

**Actual Accomplishments**

Owner Renter Total Person



Number assisted:

	Total	Hispanic	Total	Hispanic	Total	Hispanic	Total	Hispanic
White:	0	0	0	0	0	0		0
Black/African American:	0	0	0	0	0	0	0	0
Asian:	0	0	0	0	0	0	0	0
American Indian/Alaskan Native:	0	0	0	0	0	0	0	0
Native Hawaiian/Other Pacific Islander:	0	0	0	0	0	0	0	0
American Indian/Alaskan Native & White:	0	0	0	0	0	0	0	0
Asian White:	0	0	0	0	0	0	0	0
Black/African American & White:	0	0	0	0	0	0	0	0
American Indian/Alaskan Native & Black/African American:	0	0	0	0	0	0	0	0
Other multi-racial:	0	0	0	0	0	0	0	0
Asian/Pacific Islander:	0	0	0	0	0	0	0	0
Hispanic:	0	0	0	0	0	0	0	0
<b>Total:</b>	<b>0</b>	<b>0</b>	<b>0</b>	<b>0</b>	<b>0</b>	<b>0</b>	<b>0</b>	<b>0</b>
Female-headed Households:	0		0		0			

Income Category:

	Owner	Renter	Total	Person
Extremely Low	0	0	0	0
Low Mod	0	0	0	0
Moderate	0	0	0	0
Non Low Moderate	0	0	0	0
Total	0	0	0	0
Percent Low/Mod				

#### Annual Accomplishments

Years	Accomplishment Narrative	# Benefitting
2023	12.1.2023 reprog \$40,000 from idis#6789, funding increased to \$40,000. Housing Rehab activity is 15% complete. CDBG funds will be used to pay for the cost associated with roof replacement, fascia boards, windows, and screens, remove old broken a/c wall units, sliding door, entry doors, numbers on the house, exterior lighting, doorbell, install a base for the water heater, replace rafter and ledgers for proper water drain, stucco repairs adjust gate, and paint the exterior of the house. This activity aims to improve one (1) residential structure and meet the national objective of benefiting a low-moderate income household in the City of Blythe.	

<b>PGM Year:</b>	2023	
<b>Project:</b>	0052 - 4.BL.57-23 - City of Blythe Home Enhancement Program	
<b>IDIS Activity:</b>	6825 - 4.BL.57-23-3 - Home Rehab Activity	
<b>Status:</b>	Open	<b>Objective:</b> Provide decent affordable housing
<b>Location:</b>	410 Alice Ln Blythe, CA 92225-2810	<b>Outcome:</b> Affordability
		<b>Matrix Code:</b> Rehab; Single-Unit Residential (14A)
		<b>National Objective:</b> LMH

Activity to prevent, prepare for, and respond to Coronavirus: No

Initial Funding Date: 12/01/2023

#### Description:

The property owner is a senior citizen. The Home Enhancement Program will use CDBG funds to replace roof repairs to the house, replace windows, replace entry doors, upgrade to light fixtures, stucco repairs, and paint the house's exterior. This home was built in 1959.

#### Financing

	Fund Type	Grant Year	Grant	Funded Amount	Drawn In Program Year	Drawn Thru Program Year
--	-----------	------------	-------	---------------	-----------------------	-------------------------

CDBG	EN	2022	B22UC060506	\$22,192.00	\$22,192.00	\$22,192.00
		2023	B23UC060506	\$17,808.00	\$11,033.00	\$11,033.00
<b>Total</b>	<b>Total</b>			<b>\$40,000.00</b>	<b>\$33,225.00</b>	<b>\$33,225.00</b>

#### Proposed Accomplishments

Housing Units : 1

#### Actual Accomplishments

Number assisted:

	Owner		Renter		Total		Person	
	Total	Hispanic	Total	Hispanic	Total	Hispanic	Total	Hispanic
White:	0	0	0	0	0	0	0	0
Black/African American:	0	0	0	0	0	0	0	0
Asian:	0	0	0	0	0	0	0	0
American Indian/Alaskan Native:	0	0	0	0	0	0	0	0
Native Hawaiian/Other Pacific Islander:	0	0	0	0	0	0	0	0
American Indian/Alaskan Native & White:	0	0	0	0	0	0	0	0
Asian White:	0	0	0	0	0	0	0	0
Black/African American & White:	0	0	0	0	0	0	0	0
American Indian/Alaskan Native & Black/African American:	0	0	0	0	0	0	0	0
Other multi-racial:	0	0	0	0	0	0	0	0
Asian/Pacific Islander:	0	0	0	0	0	0	0	0
Hispanic:	0	0	0	0	0	0	0	0
<b>Total:</b>	<b>0</b>	<b>0</b>	<b>0</b>	<b>0</b>	<b>0</b>	<b>0</b>	<b>0</b>	<b>0</b>
Female-headed Households:	0		0		0			

Income Category:

	Owner	Renter	Total	Person
Extremely Low	0	0	0	0
Low Mod	0	0	0	0
Moderate	0	0	0	0
Non Low Moderate	0	0	0	0
Total	0	0	0	0
Percent Low/Mod				

#### Annual Accomplishments

Years	Accomplishment Narrative	# Benefitting
2023	12.1.2023 reprog \$17,808 from idis#6789 and \$22,192 from idis#6635, funding increased to \$40,000. Housing Rehab activity is 15% complete. CDBG funds will be used to pay for the cost associated with roof replacement, eaves, flashing, fascia boards, entry and security doors, windows, and screens, replace gutters and downspouts, sliding glass door, replace awning posts, the garage door opener, remove an old swamp cooler, exterior lighting, stucco repairs, repairs to broken concrete (trip hazard), repair the ceiling of the attached carport and paint the exterior of the house and attached garage. This activity aims to improve one (1) residential structure and meet the national objective of benefiting a low-moderate income household in the City of Blythe.	

PGM Year:	2022	
Project:	0012 - 9.231-22 - Home Enhancement Program	
IDIS Activity:	6826 - 9.231-22-18 - Home Rehab Activity	
Status:	Open	Objective: Provide decent affordable housing
Location:	523 W Chanslor Way Blythe, CA 92225-1114	Outcome: Affordability
		Matrix Code: Rehab; Single-Unit Residential (14A)
		National Objective: LMH

Activity to prevent, prepare for, and respond to Coronavirus: No

Initial Funding Date: 12/01/2023

Description:

The property owner is a senior citizen. The Home Enhancement Program will use CDBG funds to replace roof repairs to the house, replace windows, replace entry doors, upgrade to light fixtures, siding repairs, replace entry doors, and paint the house's exterior. This home was built in 1950.

#### Financing

	Fund Type	Grant Year	Grant	Funded Amount	Drawn In Program Year	Drawn Thru Program Year
CDBG	EN	2022	B22UC060506	\$49,820.00	\$35,790.00	\$35,790.00
<b>Total</b>	<b>Total</b>			<b>\$49,820.00</b>	<b>\$35,790.00</b>	<b>\$35,790.00</b>

#### Proposed Accomplishments

Housing Units : 1

#### Actual Accomplishments

	Owner		Renter		Total		Person	
Number assisted:	Total	Hispanic	Total	Hispanic	Total	Hispanic	Total	Hispanic
White:	0	0	0	0	0	0		0
Black/African American:	0	0	0	0	0	0	0	0
Asian:	0	0	0	0	0	0	0	0
American Indian/Alaskan Native:	0	0	0	0	0	0	0	0
Native Hawaiian/Other Pacific Islander:	0	0	0	0	0	0	0	0
American Indian/Alaskan Native & White:	0	0	0	0	0	0	0	0
Asian White:	0	0	0	0	0	0	0	0
Black/African American & White:	0	0	0	0	0	0	0	0
American Indian/Alaskan Native & Black/African American:	0	0	0	0	0	0	0	0
Other multi-racial:	0	0	0	0	0	0	0	0
Asian/Pacific Islander:	0	0	0	0	0	0	0	0
Hispanic:	0	0	0	0	0	0	0	0
<b>Total:</b>	<b>0</b>	<b>0</b>	<b>0</b>	<b>0</b>	<b>0</b>	<b>0</b>	<b>0</b>	<b>0</b>
Female-headed Households:	0		0		0			

#### Income Category:

	Owner	Renter	Total	Person
Extremely Low	0	0	0	0
Low Mod	0	0	0	0
Moderate	0	0	0	0
Non Low Moderate	0	0	0	0
Total	0	0	0	0
Percent Low/Mod				

#### Annual Accomplishments

Years	Accomplishment Narrative	# Benefitting
2023	12.1.2023 reprog \$40,000 from idis#6635, funding increased to \$40,000. 7.18.2024 reprog \$9,820.00 from idis#6748, funding increased to \$49,820.00. Housing Rehab activity is 25% complete. CDBG funds have been used to pay for lead and asbestos inspection, and Habitat site assessment, inspection report. The project has been awarded and the contractor has ordered materials to start the rehabilitation efforts. This activity aims to improve one (1) residential structure and meet the national objective of benefiting a low-moderate income household in the City of Blythe.	

<b>PGM Year:</b>	2023
<b>Project:</b>	0011 - 9.237-23 - Home Enhancement Program
<b>IDIS Activity:</b>	6827 - 9.237-23 - AD - REHAB ADMIN ADC - Home Enhancement Program
Status:	Open
Location:	3403 10th St Ste 300 Riverside, CA 92501-3659
Objective:	Provide decent affordable housing
Outcome:	Affordability

Matrix Code: Rehabilitation Administration (14H)

National Objective: LMH

Activity to prevent, prepare for, and respond to Coronavirus: No

Initial Funding Date: 12/04/2023

**Description:**

CDBG funds will be used for all delivery costs (including staff, other direct costs, and service costs) directly related to carrying out housing rehabilitation activities, including professional services, preparation of work specifications and work write-ups, application processing, and other related fees.

**Financing**

	Fund Type	Grant Year	Grant	Funded Amount	Drawn In Program Year	Drawn Thru Program Year
CDBG	EN	2023	B23UC060506	\$250,000.00	\$70,218.02	\$70,218.02
<b>Total</b>	<b>Total</b>			<b>\$250,000.00</b>	<b>\$70,218.02</b>	<b>\$70,218.02</b>

**Proposed Accomplishments****Actual Accomplishments**

	Owner		Renter		Total		Person	
Number assisted:	Total	Hispanic	Total	Hispanic	Total	Hispanic	Total	Hispanic
White:	0	0	0	0	0	0	0	0
Black/African American:	0	0	0	0	0	0	0	0
Asian:	0	0	0	0	0	0	0	0
American Indian/Alaskan Native:	0	0	0	0	0	0	0	0
Native Hawaiian/Other Pacific Islander:	0	0	0	0	0	0	0	0
American Indian/Alaskan Native & White:	0	0	0	0	0	0	0	0
Asian White:	0	0	0	0	0	0	0	0
Black/African American & White:	0	0	0	0	0	0	0	0
American Indian/Alaskan Native & Black/African American:	0	0	0	0	0	0	0	0
Other multi-racial:	0	0	0	0	0	0	0	0
Asian/Pacific Islander:	0	0	0	0	0	0	0	0
Hispanic:	0	0	0	0	0	0	0	0
<b>Total:</b>	<b>0</b>	<b>0</b>	<b>0</b>	<b>0</b>	<b>0</b>	<b>0</b>	<b>0</b>	<b>0</b>
Female-headed Households:	0		0		0			

*Income Category:*

	Owner	Renter	Total	Person
Extremely Low	0	0	0	0
Low Mod	0	0	0	0
Moderate	0	0	0	0
Non Low Moderate	0	0	0	0
Total	0	0	0	0
Percent Low/Mod				

**Annual Accomplishments**

Years	Accomplishment Narrative	# Benefitting
2023	Accomplishments for this activity will be reported under each individual rehab activity set up/funded for idis#6748 and idis#6756. 12.4.2023 reprog \$250,000 from idis#6748 for ADC, funding increased to \$250,000. Accomplishments will be reported under each rehab activity.	

PGM Year: 2023

Project: 0019 - 0.256-23 - Home Enhancement Program

IDIS Activity: 6828 - 0.256-23-7 - Home Rehab Activity

Status: Open

Objective: Provide decent affordable housing

Location: 10390 Wagonroad W Corona, CA 92883-5186

Outcome: Affordability

Matrix Code: Rehab; Single-Unit Residential (14A)

National Objective: LMH

Activity to prevent, prepare for, and respond to Coronavirus: No

Initial Funding Date: 12/08/2023

**Description:**

The property owner is a senior citizen. The Home Enhancement Program will use CDBG funds to replace the partial roof, paint, windows, screen front door, paint, siding, and exterior light fixtures. This home was built in 1986.

**Financing**

	Fund Type	Grant Year	Grant	Funded Amount	Drawn In Program Year	Drawn Thru Program Year
CDBG	EN	2023	B23UC060506	\$40,000.00	\$0.00	\$0.00
<b>Total</b>	<b>Total</b>			<b>\$40,000.00</b>	<b>\$0.00</b>	<b>\$0.00</b>

**Proposed Accomplishments**

Housing Units : 1

**Actual Accomplishments**

	Owner		Renter		Total		Person	
	Total	Hispanic	Total	Hispanic	Total	Hispanic	Total	Hispanic
Number assisted:								
White:	0	0	0	0	0	0		0
Black/African American:	0	0	0	0	0	0	0	0
Asian:	0	0	0	0	0	0	0	0
American Indian/Alaskan Native:	0	0	0	0	0	0	0	0
Native Hawaiian/Other Pacific Islander:	0	0	0	0	0	0	0	0
American Indian/Alaskan Native & White:	0	0	0	0	0	0	0	0
Asian White:	0	0	0	0	0	0	0	0
Black/African American & White:	0	0	0	0	0	0	0	0
American Indian/Alaskan Native & Black/African American:	0	0	0	0	0	0	0	0
Other multi-racial:	0	0	0	0	0	0	0	0
Asian/Pacific Islander:	0	0	0	0	0	0	0	0
Hispanic:	0	0	0	0	0	0	0	0
<b>Total:</b>	<b>0</b>	<b>0</b>	<b>0</b>	<b>0</b>	<b>0</b>	<b>0</b>	<b>0</b>	<b>0</b>
Female-headed Households:	0		0		0			

*Income Category:*

	Owner	Renter	Total	Person
Extremely Low	0	0	0	0
Low Mod	0	0	0	0
Moderate	0	0	0	0
Non Low Moderate	0	0	0	0
Total	0	0	0	0
Percent Low/Mod				

**Annual Accomplishments**

Years	Accomplishment Narrative	# Benefitting
2023	12.8.2023 reprog \$40,000 from idis#6756, funding increased to \$40,000. Housing activity is 50 % complete. CDBG funds will be used to pay for costs associated with a grant to install energy-efficient windows, replace the roof with reflective cooling shingles, replace fascia boards, paint the exterior of the home, make siding repairs, install (2) lighting fixture and fence repairs. This activity will improve one (1) residential structure and meet the national objective of benefiting a low- to moderate-income household in the unincorporated area of Temescal Valley.	

PGM Year: 2023

<b>Project:</b>	0019 - 0.256-23 - Home Enhancement Program			
<b>IDIS Activity:</b>	6829 - 0.256-23-8 - Home Rehab Activity			
<b>Status:</b>	Open	<b>Objective:</b>	Provide decent affordable housing	
<b>Location:</b>	17600 Bodkin Ave Lake Elsinore, CA 92530-5799	<b>Outcome:</b>	Affordability	
		<b>Matrix Code:</b>	Rehab; Single-Unit Residential (14A)	<b>National Objective:</b> LMH

**Activity to prevent, prepare for, and respond to Coronavirus:** No

**Initial Funding Date:** 12/08/2023

**Description:**

The property owner is a senior citizen. The Home Enhancement Program will use CDBG funds to replace the roof, siding, and fascia boards. This home was built in 1994.

**Financing**

	Fund Type	Grant Year	Grant	Funded Amount	Drawn In Program Year	Drawn Thru Program Year
CDBG	EN	2023	B23UC060506	\$40,000.00	\$35,475.00	\$35,475.00
<b>Total</b>	<b>Total</b>			<b>\$40,000.00</b>	<b>\$35,475.00</b>	<b>\$35,475.00</b>

**Proposed Accomplishments**

Housing Units : 1

**Actual Accomplishments**

Number assisted:

	Owner		Renter		Total		Person	
	Total	Hispanic	Total	Hispanic	Total	Hispanic	Total	Hispanic
White:	0	0	0	0	0	0		0
Black/African American:	0	0	0	0	0	0	0	0
Asian:	0	0	0	0	0	0	0	0
American Indian/Alaskan Native:	0	0	0	0	0	0	0	0
Native Hawaiian/Other Pacific Islander:	0	0	0	0	0	0	0	0
American Indian/Alaskan Native & White:	0	0	0	0	0	0	0	0
Asian White:	0	0	0	0	0	0	0	0
Black/African American & White:	0	0	0	0	0	0	0	0
American Indian/Alaskan Native & Black/African American:	0	0	0	0	0	0	0	0
Other multi-racial:	0	0	0	0	0	0	0	0
Asian/Pacific Islander:	0	0	0	0	0	0	0	0
Hispanic:	0	0	0	0	0	0	0	0
<b>Total:</b>	<b>0</b>	<b>0</b>	<b>0</b>	<b>0</b>	<b>0</b>	<b>0</b>	<b>0</b>	<b>0</b>
Female-headed Households:	0		0		0			

Income Category:

	Owner	Renter	Total	Person
Extremely Low	0	0	0	0
Low Mod	0	0	0	0
Moderate	0	0	0	0
Non Low Moderate	0	0	0	0
Total	0	0	0	0
Percent Low/Mod				

**Annual Accomplishments**

Years	Accomplishment Narrative	# Benefitting
-------	--------------------------	---------------

2023 12.8.2023 reprog \$40,000 from idis#6756, funding increased to \$40,000. Housing activity is 60 % complete. CDBG funds will be used to pay for costs associated with replacing the roof with reflective cooling shingles, replacing fascia boards, painting the home's exterior, and siding repairs. This activity will improve one (1) residential structure and meet the national objective of benefiting a low/moderate-income household in the unincorporated area of Lakeland Village.

**PGM Year:** 2020  
**Project:** 0075 - 3.MR.59-20 - Murrieta Back to Business Grant Program  
**IDIS Activity:** 6830 - 3.MR.59-20-16 - BTBG MJ Hair Studio  
**Status:** Open  
**Location:** 30414 Town Center Drive 40555 California Oak Rd #102 Murrieta, C Murrieta, CA 92584  
**Objective:** Create suitable living environments  
**Outcome:** Sustainability  
**Matrix Code:** ED Direct Financial Assistance to For-  
**National Objective:** LMJ

**Activity to prevent, prepare for, and respond to Coronavirus:** No

**Initial Funding Date:** 12/08/2023

**Description:**

CDBG funds will be used by MJ Hair Studio to pay for working capital and employee retention due to the effects of the COVID-19 pandemic.

**Financing**

	Fund Type	Grant Year	Grant	Funded Amount	Drawn In Program Year	Drawn Thru Program Year
CDBG	EN	2019	B19UC060506	\$10,000.00	\$0.00	\$0.00
<b>Total</b>	<b>Total</b>			<b>\$10,000.00</b>	<b>\$0.00</b>	<b>\$0.00</b>

**Proposed Accomplishments**

Jobs : 1

**Actual Accomplishments**

Number assisted:

	Owner		Renter		Total		Person	
	Total	Hispanic	Total	Hispanic	Total	Hispanic	Total	Hispanic
White:	0	0	0	0	0	0		0
Black/African American:	0	0	0	0	0	0	0	0
Asian:	0	0	0	0	0	0	0	0
American Indian/Alaskan Native:	0	0	0	0	0	0	0	0
Native Hawaiian/Other Pacific Islander:	0	0	0	0	0	0	0	0
American Indian/Alaskan Native & White:	0	0	0	0	0	0	0	0
Asian White:	0	0	0	0	0	0	0	0
Black/African American & White:	0	0	0	0	0	0	0	0
American Indian/Alaskan Native & Black/African American:	0	0	0	0	0	0	0	0
Other multi-racial:	0	0	0	0	0	0	0	0
Asian/Pacific Islander:	0	0	0	0	0	0	0	0
Hispanic:	0	0	0	0	0	0	0	0
<b>Total:</b>	<b>0</b>	<b>0</b>	<b>0</b>	<b>0</b>	<b>0</b>	<b>0</b>	<b>0</b>	<b>0</b>
Female-headed Households:	0		0		0			

Income Category:

	Owner	Renter	Total	Person
Extremely Low	0	0	0	0
Low Mod	0	0	0	0
Moderate	0	0	0	0
Non Low Moderate	0	0	0	0
Total	0	0	0	0
Percent Low/Mod				

**Annual Accomplishments**

Years	Accomplishment Narrative	# Benefitting
2023	12.8.2023 reprog \$10,000 from idis#6451, funding increased to \$10,000. This project is 100% complete. The county of riverside used CDBG funds to pay for working capital and employee retention to MJ Hair Studio due to the effects of the COVID-19 Pandemic.	

PGM Year:	2023	
Project:	0063 - 9.239-23 - Community Enhancement Program	
IDIS Activity:	6831 - 9.239-23 - Community Enhancement Program	
Status:	Completed 8/2/2024 12:17:53 PM	Objective: Create suitable living environments
Location:	3403 10th St Ste 300 Riverside, CA 92501-3659	Outcome: Availability/accessibility
	Matrix Code: Neighborhood Cleanups (05V)	National Objective: LMA

Activity to prevent, prepare for, and respond to Coronavirus: No

Initial Funding Date: 12/19/2023

**Description:**

As an extension to the Countys CDBG-funded Code Enforcement activities, Riverside County HWS will use CDBG funds for community group-coordinated events and property clean-ups in eligible unincorporated areas within Riverside County. Funds will be used for supplies, event outreach materials, salaries (direct costs), equipment, trash/debris removal, and project delivery costs.

**Financing**

	Fund Type	Grant Year	Grant	Funded Amount	Drawn In Program Year	Drawn Thru Program Year
CDBG	EN	2022	B22UC060506	\$46,877.51	\$46,877.51	\$46,877.51
		2023	B23UC060506	\$79,945.08	\$69,705.24	\$69,705.24
Total	Total			\$126,822.59	\$116,582.75	\$116,582.75

**Proposed Accomplishments**

People (General) : 48,630

Total Population in Service Area: 85,610

Census Tract Percent Low / Mod: 56.80

**Annual Accomplishments**

Years	Accomplishment Narrative	# Benefitting
2023	2023-24 back-up project added, 12.19.2023 reprog \$45,000 from unencumbered, funding increased to \$45,000. 12.19.2023 reprog \$7,877.51 from idis#6634, funding increased to \$52,877.51. 2.14.2024 reprog \$39,000 from idis#6645, funding increased to \$91,877.51. Per TLMA request, reprog \$16,543.75 from idis#6775, funding increased to \$108,421.26. 6.6.2024 reprog \$8,624.33 from unencumbered, funding increased to \$117,045.59. 7.17.2024 reprog \$9,777 from unencumbered, funding increased to \$126,822.59. This project is 100% complete. The County of Riverside Department of Housing and Workforce Solutions Riverside County HWS used CDBG funds for community group-coordinated events and property clean-ups in eligible unincorporated areas of Mecca, Thermal, Mead Valley, Valle Vista, Highgrove, Lake Tamarisk, East Hemet, Winchester, and Good Hope within Riverside County. Funds were used to pay for supplies, event outreach materials, salaries (direct costs), equipment cost, trash/debris removal, and project delivery costs.	

PGM Year:	2023	
Project:	0064 - 9.240-23 - Food Assistance Program	
IDIS Activity:	6832 - 9.240-23 - Food Assistance Program	
Status:	Completed 5/28/2024 11:52:56 AM	Objective: Create suitable living environments
Location:	14080 Palm Dr Ste E Desert Hot Springs, CA 92240-6851	Outcome: Availability/accessibility
	Matrix Code: Food Banks (05W)	National Objective: LMC



Activity to prevent, prepare for, and respond to Coronavirus: No

Initial Funding Date: 12/21/2023

**Description:**

Family Services of the Desert's Food Now program provides assistance to low-income individuals and families in need of emergency food in the City of Desert Hot Springs and surrounding areas. CDBG funds will be used for the purchase of food, space cost, and other program-related expenses.

**Financing**

	Fund Type	Grant Year	Grant	Funded Amount	Drawn In Program Year	Drawn Thru Program Year
CDBG	EN	2023	B23UC060506	\$25,000.00	\$25,000.00	\$25,000.00
<b>Total</b>	<b>Total</b>			<b>\$25,000.00</b>	<b>\$25,000.00</b>	<b>\$25,000.00</b>

**Proposed Accomplishments**

People (General) : 3,000

**Actual Accomplishments**

	Owner		Renter		Total		Person	
	Total	Hispanic	Total	Hispanic	Total	Hispanic	Total	Hispanic
White:	0	0	0	0	0	0	1,995	993
Black/African American:	0	0	0	0	0	0	361	92
Asian:	0	0	0	0	0	0	64	20
American Indian/Alaskan Native:	0	0	0	0	0	0	69	46
Native Hawaiian/Other Pacific Islander:	0	0	0	0	0	0	24	17
American Indian/Alaskan Native & White:	0	0	0	0	0	0	57	16
Asian White:	0	0	0	0	0	0	45	16
Black/African American & White:	0	0	0	0	0	0	68	14
American Indian/Alaskan Native & Black/African American:	0	0	0	0	0	0	8	8
Other multi-racial:	0	0	0	0	0	0	143	0
Asian/Pacific Islander:	0	0	0	0	0	0	0	0
Hispanic:	0	0	0	0	0	0	0	0
<b>Total:</b>	<b>0</b>	<b>0</b>	<b>0</b>	<b>0</b>	<b>0</b>	<b>0</b>	<b>2,834</b>	<b>1,222</b>

Female-headed Households: 0 0 0

*Income Category:*

	Owner	Renter	Total	Person
Extremely Low	0	0	0	0
Low Mod	0	0	0	2,766
Moderate	0	0	0	59
Non Low Moderate	0	0	0	9
Total	0	0	0	2,834
Percent Low/Mod				99.7%

**Annual Accomplishments**

Years	Accomplishment Narrative	# Benefitting
2023	The project was added and approved on 12.05 BOS. 12.21.2023 reprog \$25,000 from unencumbered, funding increased to \$25,000. Project completed on 3/8/2024. Family Services of the Desert provided assistance to low-income individuals and families in need of emergency food in the City of Desert Hot Springs and surrounding areas. CDBG funds were used for space rent and food purchases. Family Services of the Desert met the national objective of benefiting 2,835 extremely low- to low-income persons by providing availability and access to this public service.	

PGM Year: 2023  
Project: 0065 - 9.241-23 - Emergency Food Assistance  
IDIS Activity: 6833 - 9.241-23 - Emergency Food Assistance

Status: Completed 8/14/2024 9:52:21 PM  
 Location: 191 S Columbia St Hemet, CA 92544-6111

Objective: Create suitable living environments  
 Outcome: Availability/accessibility  
 Matrix Code: Food Banks (05W)

National Objective: LMC

Activity to prevent, prepare for, and respond to Coronavirus: No

Initial Funding Date: 12/22/2023

**Description:**

The Valley Community Pantry provides assistance to individuals and families in need of emergency food in the Hemet and San Jacinto areas. CDBG funds will be used to purchase food and other program-related expenses.

**Financing**

	Fund Type	Grant Year	Grant	Funded Amount	Drawn In Program Year	Drawn Thru Program Year
CDBG	EN	2023	B23UC060506	\$30,000.00	\$30,000.00	\$30,000.00
<b>Total</b>	<b>Total</b>			<b>\$30,000.00</b>	<b>\$30,000.00</b>	<b>\$30,000.00</b>

**Proposed Accomplishments**

People (General) : 250

**Actual Accomplishments**

Number assisted:

	Owner		Renter		Total		Person	
	Total	Hispanic	Total	Hispanic	Total	Hispanic	Total	Hispanic
White:	0	0	0	0	0	0	372	212
Black/African American:	0	0	0	0	0	0	79	3
Asian:	0	0	0	0	0	0	7	1
American Indian/Alaskan Native:	0	0	0	0	0	0	10	8
Native Hawaiian/Other Pacific Islander:	0	0	0	0	0	0	0	0
American Indian/Alaskan Native & White:	0	0	0	0	0	0	0	0
Asian White:	0	0	0	0	0	0	2	2
Black/African American & White:	0	0	0	0	0	0	7	0
American Indian/Alaskan Native & Black/African American:	0	0	0	0	0	0	2	2
Other multi-racial:	0	0	0	0	0	0	71	0
Asian/Pacific Islander:	0	0	0	0	0	0	0	0
Hispanic:	0	0	0	0	0	0	0	0
<b>Total:</b>	<b>0</b>	<b>0</b>	<b>0</b>	<b>0</b>	<b>0</b>	<b>0</b>	<b>550</b>	<b>228</b>

Female-headed Households: 0 0 0

Income Category:

	Owner	Renter	Total	Person
Extremely Low	0	0	0	448
Low Mod	0	0	0	64
Moderate	0	0	0	17
Non Low Moderate	0	0	0	21
Total	0	0	0	550
Percent Low/Mod				96.2%

**Annual Accomplishments**

Years Accomplishment Narrative # Benefitting

2023 The project was added and approved on 12.05 BOS. 12.22.2023 reprog \$15,000 from unencumbered, funding increased to \$15,000. 2.2.2024 reprog \$15,000 from unencumbered, funding increased to \$30,000. Project Complete Date 3/22/24. Valley Community Pantry provided emergency food assistance to 550 families and seniors for the purpose of providing a suitable living environment. The program utilizes CDBG funding for direct staff cost, food, and utilities to provide accessibility to services to low income in Hemet and San Jacinto. Leverage funding was from in-kind and agency General Funds.

**PGM Year:** 2023  
**Project:** 0066 - 9.242-23 - Home Gardens Library Improvement Project  
**IDIS Activity:** 6834 - 9.242-23 - Home Gardens Library Improvement Project  
**Status:** Open  
**Location:** 3785 S Neece St Corona, CA 92879-2063  
**Objective:** Create suitable living environments  
**Outcome:** Availability/accessibility  
**Matrix Code:** Neighborhood Facilities (03E) **National Objective:** LMA

**Activity to prevent, prepare for, and respond to Coronavirus:** No

**Initial Funding Date:** 12/22/2023

**Description:**

The Riverside County Office of Economic Development will use CDBG funds to pay for costs associated with the Home Gardens Library Improvement Project. Improvements include but are not limited to finishes (paint and carpet), furniture, playground surfacing and equipment, and restroom upgrades to the areas specific to library services. CDBG funds will be used for design, construction, project management, compliance monitoring, inspection, and other related expenses.

**Financing**

	Fund Type	Grant Year	Grant	Funded Amount	Drawn In Program Year	Drawn Thru Program Year
CDBG	EN	2018	B18UC060506	\$1,410.02	\$1,410.02	\$1,410.02
		2023	B23UC060506	\$594,290.98	\$151,673.50	\$151,673.50
<b>Total</b>	<b>Total</b>			<b>\$595,701.00</b>	<b>\$153,083.52</b>	<b>\$153,083.52</b>

**Proposed Accomplishments**

Public Facilities : 4,065  
 Total Population in Service Area: 4,065  
 Census Tract Percent Low / Mod: 69.62

**Annual Accomplishments**

Years	Accomplishment Narrative	# Benefitting
2023	The project was added and approved on 12.05 BOS. 12.22.2023 reprog \$593,701 from unencumbered, funding increased to \$593,701. 1.19.2024 reprog \$2,000 for ADC from unencumbered, funding increased to \$595,701. Project Underway 05/28/24. The Home Gardens Library project is currently underway with plans and designs phase to replace flooring, painting of interior walls, renovations to space, playground replacement of equipment, and other related renovations for the purpose of sustainability. The designs are anticipated to be completed by October 2024. Bidding will begin in October 2024 and construction projected to start February 2025 to provide accessibility to services and books to 2830 low-income persons. All funding is provided through CDBG.	

**PGM Year:** 2023  
**Project:** 0067 - 9.243-23 - Mecca Library Renovation Projects  
**IDIS Activity:** 6835 - 9.243-23 - Mecca Library Renovation Project  
**Status:** Open  
**Location:** 3403 10th St Ste 400 91260 66th Ave, Mecca, CA 92254  
 Riverside, CA 92501-3658  
**Objective:** Create suitable living environments  
**Outcome:** Availability/accessibility  
**Matrix Code:** Neighborhood Facilities (03E) **National Objective:** LMA

**Activity to prevent, prepare for, and respond to Coronavirus:** No

**Initial Funding Date:** 12/22/2023

**Description:**

The Riverside County Office of Economic Development will use CDBG funds to pay for costs associated with the Mecca Library Renovation Project. Improvements include, but are not limited to, study rooms, finishes (paint and carpet), furniture, building system and energy efficiency upgrades, and improvements in compliance with the Americans with Disabilities Act (ADA) standards. CDBG funds will be used to pay for the design, construction, project management, compliance monitoring, inspection, and other related expenses.

**Financing**

	Fund Type	Grant Year	Grant	Funded Amount	Drawn In Program Year	Drawn Thru Program Year
CDBG	EN	2018	B18UC060506	\$1,172.79	\$1,172.79	\$1,172.79
		2023	B23UC060506	\$650,827.21	\$206,346.77	\$206,346.77
<b>Total</b>	<b>Total</b>			<b>\$652,000.00</b>	<b>\$207,519.56</b>	<b>\$207,519.56</b>

**Proposed Accomplishments**

Public Facilities : 8,130  
 Total Population in Service Area: 8,130  
 Census Tract Percent Low / Mod: 73.25

**Annual Accomplishments**

Years	Accomplishment Narrative	# Benefitting
2023	The project was added and approved on 12.05 BOS. 12.22.2023 reprog \$650,000 from unencumbered, funding increased to \$650,000. 1.19.2024 reprog \$2,000 for ADC from unencumbered, funding increased to \$652,000. Project Underway. The Mecca Library project is currently underway with the plans and designs phase to replace flooring, paint interior walls, renovate space and playground replacement of equipment, and other related renovations for the purpose of sustainability. The designs are anticipated to be completed by October 2024. Bidding will begin in October 2024, and construction is projected to start in February 2025 to provide accessibility to services and books to 8130 low-income persons. All funding is provided through CDBG.	

<b>PGM Year:</b>	2023	
<b>Project:</b>	0068 - 9.244-23 - Lakeland Village Road Improvements Project	
<b>IDIS Activity:</b>	6836 - 9.244-23 - Lakeland Village Road Improvements Project	
Status:	Open	Objective: Create suitable living environments
Location:	4080 Lemon St Nelson Ave. from Baldwin Blvd. to Bodkin Bodkin Ave. to Hayes Ave. Lakeland Villa Riverside, CA 92501-3609	Outcome: Sustainability Matrix Code: Street Improvements (03K) National Objective: LMA

**Activity to prevent, prepare for, and respond to Coronavirus:** No

**Initial Funding Date:** 01/17/2024

**Description:**

The Riverside County Transportation Department will use CDBG funds to pay for cost associated with the construction of approximately 590' of road improvements on Nelson Street (between Baldwin Blvd and Bodkin Avenue) and on Bodkin Avenue (between Nelson Street and Hayes Avenue) in the unincorporated area of Lakeland Village. Both roads will be paved to a width of 24'. All improvements will take place within existing Right-Of-Ways (ROWs).

**Financing**

	Fund Type	Grant Year	Grant	Funded Amount	Drawn In Program Year	Drawn Thru Program Year
CDBG	EN	2018	B18UC060506	\$176.65	\$176.65	\$176.65
		2020	B20UC060506	\$519,658.76	\$519,658.76	\$519,658.76
		2021	B21UC060506	\$10,341.24	\$10,341.24	\$10,341.24
		2023	B23UC060506	\$1,823.35	\$245.73	\$245.73
<b>Total</b>	<b>Total</b>			<b>\$532,000.00</b>	<b>\$530,422.38</b>	<b>\$530,422.38</b>

**Proposed Accomplishments**

People (General) : 5,985  
 Total Population in Service Area: 4,570  
 Census Tract Percent Low / Mod: 60.72

**Annual Accomplishments**

Years	Accomplishment Narrative	# Benefitting
-------	--------------------------	---------------

2023 Approved on 12.05.2023, BOS added the project. 1.17.2024 reprog \$530,000 from unencumbered, funding increased to \$530,000. 1.19.2024 reprog \$2,000 for ADC from unencumbered, funding increased to \$532,000. This project is 100% complete. The Riverside County Transportation Department used CDBG funds to pay for cost associated with the construction of approximately 590' of road improvements on Nelson Street (between Baldwin Blvd and Bodkin Avenue) and on Bodkin Avenue (between Nelson Street and Hayes Avenue) in the unincorporated area of Lakeland Village. Both roads were paved to a width of 24'. All improvements took place within existing Right-Of-Ways (ROWs).

**PGM Year:** 2022  
**Project:** 0022 - 0.249-22 - Home Enhancement Program  
**IDIS Activity:** 6837 - 0.249-22-15 - Home Rehab Activity  
**Status:** Open  
**Location:** 9557 Del Ray Ct Desert Hot Springs, CA 92240-1547  
**Objective:** Provide decent affordable housing  
**Outcome:** Affordability  
**Matrix Code:** Rehab; Single-Unit Residential (14A)  
**National Objective:** LMH

**Activity to prevent, prepare for, and respond to Coronavirus:** No

**Initial Funding Date:** 01/25/2024

**Description:**

The Home Enhancement Program will use CDBG funds to pay for exterior repairs such as exterior stucco, entry doors, 2 sliding doors, windowsscreens, partial fence repairs, trim around the garage door, patio roofing replacement, lighting, and painting to the exterior of the house and attached garage. This house was built in 1994.

**Financing**

	Fund Type	Grant Year	Grant	Funded Amount	Drawn In Program Year	Drawn Thru Program Year
CDBG	EN	2018	B18UC060506	\$40,000.00	\$1,000.00	\$1,000.00
<b>Total</b>	<b>Total</b>			<b>\$40,000.00</b>	<b>\$1,000.00</b>	<b>\$1,000.00</b>

**Proposed Accomplishments**

Housing Units : 1

**Actual Accomplishments**

*Number assisted:*

	Owner		Renter		Total		Person	
	Total	Hispanic	Total	Hispanic	Total	Hispanic	Total	Hispanic
White:	0	0	0	0	0	0		0
Black/African American:	0	0	0	0	0	0	0	0
Asian:	0	0	0	0	0	0	0	0
American Indian/Alaskan Native:	0	0	0	0	0	0	0	0
Native Hawaiian/Other Pacific Islander:	0	0	0	0	0	0	0	0
American Indian/Alaskan Native & White:	0	0	0	0	0	0	0	0
Asian White:	0	0	0	0	0	0	0	0
Black/African American & White:	0	0	0	0	0	0	0	0
American Indian/Alaskan Native & Black/African American:	0	0	0	0	0	0	0	0
Other multi-racial:	0	0	0	0	0	0	0	0
Asian/Pacific Islander:	0	0	0	0	0	0	0	0
Hispanic:	0	0	0	0	0	0	0	0
<b>Total:</b>	<b>0</b>	<b>0</b>	<b>0</b>	<b>0</b>	<b>0</b>	<b>0</b>	<b>0</b>	<b>0</b>

Female-headed Households: 0 0 0

*Income Category:*

	Owner	Renter	Total	Person
Extremely Low	0	0	0	0
Low Mod	0	0	0	0
Moderate	0	0	0	0
Non Low Moderate	0	0	0	0
Total	0	0	0	0

Percent Low/Mod

#### Annual Accomplishments

Years	Accomplishment Narrative	# Benefitting
2023	1.25.2024 reprog \$40,000 from idis#6646, funding increased to \$40,000. Housing Rehab activity is 15% complete. CDBG funds will be used to pay for the cost associated with replacement windows and screens, 2 sliding glass doors and screens, partial wood fencing, stucco repairs, replace the attached garage trim, replace an entry door, replace the dilapidated lattice patio and reinforce posts, replace 3 exterior light fixtures and paint the exterior of the house and attached garage. For safety reasons, we are also calling pest control to properly move bees in the front of the house. This activity aims to improve one (1) residential structure and meet the national objective of benefiting a low-moderate income household in the City of Desert Hot Springs.	

PGM Year:	2022	
Project:	0022 - 0.249-22 - Home Enhancement Program	
IDIS Activity:	6838 - 0.249-22-16 - Home Rehab Activity	
Status:	Open	Objective: Provide decent affordable housing
Location:	14777 Palm Dr Spc 142 Desert Hot Springs, CA 92240-6832	Outcome: Affordability
		Matrix Code: Rehab; Single-Unit Residential (14A)
		National Objective: LMH

Activity to prevent, prepare for, and respond to Coronavirus: No

Initial Funding Date: 01/26/2024

#### Description:

The Home Enhancement Program will use CDBG funds to pay for exterior repairs such as minor porch repairs to the deck and railings, windows screens, entry doors, and replacement of security doors. This house was built in 2002.

#### Financing

	Fund Type	Grant Year	Grant	Funded Amount	Drawn In Program Year	Drawn Thru Program Year
CDBG	EN	2018	B18UC060506	\$40,000.00	\$800.00	\$800.00
<b>Total</b>	<b>Total</b>			<b>\$40,000.00</b>	<b>\$800.00</b>	<b>\$800.00</b>

#### Proposed Accomplishments

Housing Units : 1

#### Actual Accomplishments

Number assisted:

	Owner		Renter		Total		Person	
	Total	Hispanic	Total	Hispanic	Total	Hispanic	Total	Hispanic
White:	0	0	0	0	0	0		0
Black/African American:	0	0	0	0	0	0	0	0
Asian:	0	0	0	0	0	0	0	0
American Indian/Alaskan Native:	0	0	0	0	0	0	0	0
Native Hawaiian/Other Pacific Islander:	0	0	0	0	0	0	0	0
American Indian/Alaskan Native & White:	0	0	0	0	0	0	0	0
Asian White:	0	0	0	0	0	0	0	0
Black/African American & White:	0	0	0	0	0	0	0	0
American Indian/Alaskan Native & Black/African American:	0	0	0	0	0	0	0	0
Other multi-racial:	0	0	0	0	0	0	0	0
Asian/Pacific Islander:	0	0	0	0	0	0	0	0
Hispanic:	0	0	0	0	0	0	0	0
<b>Total:</b>	<b>0</b>	<b>0</b>	<b>0</b>	<b>0</b>	<b>0</b>	<b>0</b>	<b>0</b>	<b>0</b>
Female-headed Households:	0		0		0			

Income Category:

	Owner	Renter	Total	Person
Extremely Low	0	0	0	0

### Annual Accomplishments

<b>PGM Year:</b>	2022				
<b>Project:</b>	0022 - 0.249-22 - Home Enhancement Program				
<b>IDIS Activity:</b>	6839 - 0.249-22-17 - Home Rehab Activity				
Status:	Open	Objective:	Provide decent affordable housing		
Location:	9845 Vista Del Valle	Outcome:	Affordability		
	Desert Hot Springs, CA 92240-1764	Matrix Code:	Rehab; Single-Unit Residential (14A)		National Objective: LMH

The Home Enhancement Program will use CDBG funds to pay for exterior repairs such as roof repairs, windowsscreens, and entry doors. This house was built in 2003.

	Fund Type	Grant Year	Grant	Funded Amount	Drawn In Program Year	Drawn Thru Program Year
CDBG	EN	2018	B18UC060506	\$40,000.00	\$500.00	\$500.00
<b>Total</b>	<b>Total</b>			<b>\$40,000.00</b>	<b>\$500.00</b>	<b>\$500.00</b>

Housing Units : 1

## Number assisted:

[illegible]

Income Category:

### Annual Accomplishments

[illegible]



Female-headed Households: 0 0 0

*Income Category:*

	Owner	Renter	Total	Person
Extremely Low	0	0	0	0
Low Mod	0	0	0	0
Moderate	0	0	0	0
Non Low Moderate	0	0	0	0
Total	0	0	0	0
Percent Low/Mod				

**Annual Accomplishments**

Years	Accomplishment Narrative	# Benefitting
2023	1.29.2024 reprog \$40,000 from idis#6646, funding increased to \$40,000. Housing Rehab activity is 15% complete. CDBG funds will be used to pay for the cost associated with roof replacement, fascia boards, gutters, extending a drainpipe, windows, and screens, four entry doors, replacement exterior lighting, replace the garage main door, stucco repair, and painting the exterior of the house and attached garage. This activity aims to improve one (1) residential structure and meet the national objective of benefiting a low-moderate income household in the City of Desert Hot Springs.	

<b>PGM Year:</b>	2022	
<b>Project:</b>	0022 - 0.249-22 - Home Enhancement Program	
<b>IDIS Activity:</b>	6841 - 0.249-22-19 - Home Rehab Activity	
<b>Status:</b>	Open	<b>Objective:</b> Provide decent affordable housing
<b>Location:</b>	66092 Mission Lakes Blvd Desert Hot Springs, CA 92240-1916	<b>Outcome:</b> Affordability
		<b>Matrix Code:</b> Rehab; Single-Unit Residential (14A)
		<b>National Objective:</b> LMH

**Activity to prevent, prepare for, and respond to Coronavirus:** No

**Initial Funding Date:** 01/30/2024

**Description:**

The Home Enhancement Program will use CDBG funds to pay for exterior repairs such as roof repairs, windowsscreens, entry doors, sliding doors, stucco repairs, weatherizing the garage door, partial fence replacement, exterior paint of the house, and attached garage. This house was built in 1977.

**Financing**

	Fund Type	Grant Year	Grant	Funded Amount	Drawn In Program Year	Drawn Thru Program Year
CDBG	EN	2019	B19UC060506	\$10,587.43	\$1,000.00	\$1,000.00
		2022	B22UC060506	\$29,412.57	\$0.00	\$0.00
<b>Total</b>	<b>Total</b>			<b>\$40,000.00</b>	<b>\$1,000.00</b>	<b>\$1,000.00</b>

**Proposed Accomplishments**

Housing Units : 1

**Actual Accomplishments**

	Owner		Renter		Total		Person	
<i>Number assisted:</i>	Total	Hispanic	Total	Hispanic	Total	Hispanic	Total	Hispanic
White:	0	0	0	0	0	0		0
Black/African American:	0	0	0	0	0	0	0	0
Asian:	0	0	0	0	0	0	0	0
American Indian/Alaskan Native:	0	0	0	0	0	0	0	0
Native Hawaiian/Other Pacific Islander:	0	0	0	0	0	0	0	0
American Indian/Alaskan Native & White:	0	0	0	0	0	0	0	0
Asian White:	0	0	0	0	0	0	0	0
Black/African American & White:	0	0	0	0	0	0	0	0

American Indian/Alaskan Native & Black/African American:	0	0	0	0	0	0	0	0
Other multi-racial:	0	0	0	0	0	0	0	0
Asian/Pacific Islander:	0	0	0	0	0	0	0	0
Hispanic:	0	0	0	0	0	0	0	0
<b>Total:</b>	<b>0</b>	<b>0</b>	<b>0</b>	<b>0</b>	<b>0</b>	<b>0</b>	<b>0</b>	<b>0</b>

Female-headed Households: 0 0 0

*Income Category:*

	Owner	Renter	Total	Person
Extremely Low	0	0	0	0
Low Mod	0	0	0	0
Moderate	0	0	0	0
Non Low Moderate	0	0	0	0
Total	0	0	0	0
Percent Low/Mod				

**Annual Accomplishments**

Years	Accomplishment Narrative	# Benefitting
2023	1.30.2024 reprog \$40,000 from idis#6646, funding increased to \$40,000. Housing Rehab activity is 15% complete. CDBG funds will be used to pay for the cost associated with replacing the roof on the house and shed, fascia boards, windows, screens, sliding doors, a replacement utility door, repairs to the fence and gate, replacing the electrical panel, exterior lighting, stucco repair, and painting the exterior of the house and attached garage. This activity aims to improve one (1) residential structure and meet the national objective of benefiting a low-moderate income household in the City of Desert Hot Springs.	

<b>PGM Year:</b>	2022	
<b>Project:</b>	0022 - 0.249-22 - Home Enhancement Program	
<b>IDIS Activity:</b>	6842 - 0.249-22-20 - Home Rehab Activity	
Status:	Open	Objective: Provide decent affordable housing
Location:	65565 Acoma Ave. #17 Desert Hot Springs, CA 92240	Outcome: Affordability
		Matrix Code: Rehab; Single-Unit Residential (14A) National Objective: LMH

**Activity to prevent, prepare for, and respond to Coronavirus:** No

**Initial Funding Date:** 01/30/2024

**Description:**

The Home Enhancement Program will use CDBG funds to pay for exterior repairs such as roof repairs on the house and garage, flashing, windows screens, entry doors, utility doors, exterior light fixtures, doorbells, security doors, replacement rotted wall panels, power wash and paint the house and garage. This house was built in 1988.

**Financing**

	Fund Type	Grant Year	Grant	Funded Amount	Drawn In Program Year	Drawn Thru Program Year
CDBG	EN	2019	B19UC060506	\$25,027.53	\$1,000.00	\$1,000.00
		2022	B22UC060506	\$14,972.47	\$0.00	\$0.00
<b>Total</b>	<b>Total</b>			<b>\$40,000.00</b>	<b>\$1,000.00</b>	<b>\$1,000.00</b>

**Proposed Accomplishments**

Housing Units : 1

**Actual Accomplishments**

	Owner		Renter		Total		Person	
Number assisted:	Total	Hispanic	Total	Hispanic	Total	Hispanic	Total	Hispanic
White:	0	0	0	0	0	0	0	0

Black/African American:	0	0	0	0	0	0	0	0
Asian:	0	0	0	0	0	0	0	0
American Indian/Alaskan Native:	0	0	0	0	0	0	0	0
Native Hawaiian/Other Pacific Islander:	0	0	0	0	0	0	0	0
American Indian/Alaskan Native & White:	0	0	0	0	0	0	0	0
Asian White:	0	0	0	0	0	0	0	0
Black/African American & White:	0	0	0	0	0	0	0	0
American Indian/Alaskan Native & Black/African American:	0	0	0	0	0	0	0	0
Other multi-racial:	0	0	0	0	0	0	0	0
Asian/Pacific Islander:	0	0	0	0	0	0	0	0
Hispanic:	0	0	0	0	0	0	0	0
<b>Total:</b>	<b>0</b>	<b>0</b>	<b>0</b>	<b>0</b>	<b>0</b>	<b>0</b>	<b>0</b>	<b>0</b>

Female-headed Households: 0 0 0

*Income Category:*

	Owner	Renter	Total	Person
Extremely Low	0	0	0	0
Low Mod	0	0	0	0
Moderate	0	0	0	0
Non Low Moderate	0	0	0	0
Total	0	0	0	0
Percent Low/Mod				

**Annual Accomplishments**

Years	Accomplishment Narrative	# Benefitting
2023	1.30.2024 reprog \$40,000 from idis#6646 (\$20,880) and idis#6635 (\$19,120), funding increased to \$40,000. Housing Rehab activity is 15% complete. CDBG funds will be used to pay for the cost associated with roof replacement on the house and shed, flashing, partial siding replacement, windows, and screens, entry doors, replacement of utility door and doorbell, reinforce the gate exterior lighting, replace the GFI exterior outlets with cover, replace the garage motor and paint the exterior of the house, attached garage, and shed. This activity aims to improve one (1) residential structure and meet the national objective of benefiting a low-moderate income household in the City of Desert Hot Springs.	

<b>PGM Year:</b>	2023	
<b>Project:</b>	0069 - 9.246-23 - Meadowbrook Road Improvement Project	
<b>IDIS Activity:</b>	6843 - 9.246-23 - Meadowbrook Road Improvement Project	
<b>Status:</b>	Open	Objective: Create suitable living environments
<b>Location:</b>	Eugene Street from HWY 74 to Theda Street Meadowbrook, CA 92570	Outcome: Sustainability
		Matrix Code: Street Improvements (03K) National Objective: LMA

**Activity to prevent, prepare for, and respond to Coronavirus: No**

**Initial Funding Date:** 02/01/2024

**Description:**

The Riverside County Transportation Department will use CDBG funds to pay for the cost associated with the construction of approximately 2,567' of road improvements on Eugene Street (between Highway 74 and Theda Street) in the unincorporated area of Meadowbrook. Eugene Street will be paved to a width of 26'. All improvements will take place within existing Right-Of-Ways (ROWs).

**Financing**

	Fund Type	Grant Year	Grant	Funded Amount	Drawn In Program Year	Drawn Thru Program Year
--	-----------	------------	-------	---------------	-----------------------	-------------------------

CDBG	EN	2018	B18UC060506	\$128,223.65	\$128,223.65	\$128,223.65
		2021	B21UC060506	\$353,776.35	\$352,047.73	\$352,047.73
<b>Total</b>	<b>Total</b>			<b>\$482,000.00</b>	<b>\$480,271.38</b>	<b>\$480,271.38</b>

#### Proposed Accomplishments

People (General) : 1  
Total Population in Service Area: 5,700  
Census Tract Percent Low / Mod: 58.86

#### Annual Accomplishments

Years	Accomplishment Narrative	# Benefitting
2023	New project added by BOS approval on Dec. 5th. 2.1.2024 reprog \$480,000 from unencumbered, funding increased to \$480,000. 2.1.2024 reprog \$2,000 from unencumbered for ADC, funding increased to \$482,000. This project is in the design phase. The Riverside County Transportation Department will use CDBG funds to pay for cost associated with the construction of approximately 705' of road improvements on Main Street (between Terrace Avenue and Cypress Avenue) in the unincorporated area of Good Hope. Main Street will be paved to a width of 24', with a 25' unpaved median dividing the two travel lanes. All improvements will take place within existing Right-Of-Ways (ROWs).	

<b>PGM Year:</b>	2023	
<b>Project:</b>	0070 - 9.245-23 - Good Hope Road Improvement Project	
<b>IDIS Activity:</b>	6844 - 9.245-23 - Good Hope Road Improvement Project	
Status:	Open	Objective: Create suitable living environments
Location:	4080 Lemon St Main Street from Terrace Avenue and Cypress Ave, Good Hope, CA Riverside, CA 92501-3609	Outcome: Sustainability
		Matrix Code: Street Improvements (03K) National Objective: LMA

Activity to prevent, prepare for, and respond to Coronavirus: No

Initial Funding Date: 03/01/2024

#### Description:

The Riverside County Transportation Department will use CDBG funds to pay for cost associated with the construction of approximately 705' of road improvements on Main Street (between Terrace Avenue and Cypress Avenue) in the unincorporated area of Good Hope. Main Street will be paved to a width of 24', with a 25' unpaved median dividing the two travel lanes. All improvements will take place within existing Right-Of-Ways (ROWs).

#### Financing

	Fund Type	Grant Year	Grant	Funded Amount	Drawn In Program Year	Drawn Thru Program Year
CDBG	EN	2019	B19UC060506	\$29,000.00	\$27,436.30	\$27,436.30
		2021	B21UC060506	\$209,416.00	\$209,416.00	\$209,416.00
		2022	B22UC060506	\$184,818.00	\$184,818.00	\$184,818.00
		2023	B23UC060506	\$23,766.00	\$23,766.00	\$23,766.00
<b>Total</b>	<b>Total</b>			<b>\$447,000.00</b>	<b>\$445,436.30</b>	<b>\$445,436.30</b>

#### Proposed Accomplishments

People (General) : 6,030  
Total Population in Service Area: 6,030  
Census Tract Percent Low / Mod: 59.45

#### Annual Accomplishments

Years	Accomplishment Narrative	# Benefitting
2023	New project added by BOS approval on Dec. 5th. 3.1.2024 reprog \$445,000 from unencumbered, funding increased to \$445,000. 3.6.2024 reprog \$2,000 from unencumbered for ADC, funding increased to \$447,000. This project is in the design phase. The Riverside County Transportation Department will use CDBG funds to pay for the cost associated with the construction of approximately 2,567' of road improvements on Eugene Street (between Highway 74 and Theda Street) in the unincorporated area of Meadowbrook. Eugene Street will be paved to a width of 26'. All improvements will take place within existing Right-Of-Ways (ROWs).	

<b>PGM Year:</b>	2023	
<b>Project:</b>	0053 - 4.CO.28-23 - City of Coachella Home Enhancement Program	
<b>IDIS Activity:</b>	6845 - 4.CO.28-23-1 - Home Rehab Activity	
<b>Status:</b>	Open	<b>Objective:</b> Provide decent affordable housing
<b>Location:</b>	52353 Jennifer Way Coachella, CA 92236-2921	<b>Outcome:</b> Affordability
		<b>Matrix Code:</b> Rehab; Single-Unit Residential (14A) <b>National Objective:</b> LMH

**Activity to prevent, prepare for, and respond to Coronavirus:** No

**Initial Funding Date:** 03/04/2024

**Description:**

The Home Enhancement Program will use CDBG funds to pay for roof repairs on the house and attached garage, flashing, replacement fascia boards, electrical panels, entry doors, security doors, windowscreens, partial fencing, gates, exterior lighting, stucco repairs and paint the exterior of the house and attached garage. This house was built in 1962.

**Financing**

	Fund Type	Grant Year	Grant	Funded Amount	Drawn In Program Year	Drawn Thru Program Year
CDBG	EN	2023	B23UC060506	\$39,850.00	\$1,100.00	\$1,100.00
<b>Total</b>	<b>Total</b>			<b>\$39,850.00</b>	<b>\$1,100.00</b>	<b>\$1,100.00</b>

**Proposed Accomplishments**

Housing Units : 1

**Actual Accomplishments**

Number assisted:

	Owner		Renter		Total		Person	
	Total	Hispanic	Total	Hispanic	Total	Hispanic	Total	Hispanic
White:	0	0	0	0	0	0		0
Black/African American:	0	0	0	0	0	0	0	0
Asian:	0	0	0	0	0	0	0	0
American Indian/Alaskan Native:	0	0	0	0	0	0	0	0
Native Hawaiian/Other Pacific Islander:	0	0	0	0	0	0	0	0
American Indian/Alaskan Native & White:	0	0	0	0	0	0	0	0
Asian White:	0	0	0	0	0	0	0	0
Black/African American & White:	0	0	0	0	0	0	0	0
American Indian/Alaskan Native & Black/African American:	0	0	0	0	0	0	0	0
Other multi-racial:	0	0	0	0	0	0	0	0
Asian/Pacific Islander:	0	0	0	0	0	0	0	0
Hispanic:	0	0	0	0	0	0	0	0
<b>Total:</b>	<b>0</b>	<b>0</b>	<b>0</b>	<b>0</b>	<b>0</b>	<b>0</b>	<b>0</b>	<b>0</b>
Female-headed Households:	0		0		0			

Income Category:

	Owner	Renter	Total	Person
Extremely Low	0	0	0	0
Low Mod	0	0	0	0
Moderate	0	0	0	0
Non Low Moderate	0	0	0	0
Total	0	0	0	0
Percent Low/Mod				

**Annual Accomplishments**

Years	Accomplishment Narrative	# Benefitting
-------	--------------------------	---------------

2023 3.4.2024 reprog \$33,000 from idis#6790, funding increased to \$33,000.6.10.2024 reprog \$6,850 from idis#6790, funding increased to \$39,850.  
Housing Rehab activity is 20% complete. CDBG funds will be used to pay for the cost associated with replacing the roof on the house and attached garage, fascia boards, upgrading the electrical panel, window moldings, replacing doors, repairs to the fence and gate, exterior lighting, stucco repair, installing Carbon Monoxide and fire alarms, and painting the exterior of the house and attached garage. This activity aims to improve one (1) residential structure and meet the national objective of benefiting a low-moderate income household in the City of Coachella.

<b>PGM Year:</b>	2023				
<b>Project:</b>	0053 - 4.CO.28-23 - City of Coachella Home Enhancement Program				
<b>IDIS Activity:</b>	6846 - 4.CO.28-23-2 - Home Rehab Activity				
<b>Status:</b>	Open	<b>Objective:</b>	Provide decent affordable housing		
<b>Location:</b>	51745 Hernandez St Coachella, CA 92236-3717	<b>Outcome:</b>	Affordability		
		<b>Matrix Code:</b>	Rehab; Single-Unit Residential (14A)	<b>National Objective:</b>	LMH

**Activity to prevent, prepare for, and respond to Coronavirus:** No

**Initial Funding Date:** 03/05/2024

**Description:**

The Home Enhancement Program will use CDBG funds to pay for windowsscreens, entry doors, security doors, boiler closet doors, sliding doors, replace wood fencing, gates, exterior lighting, doorbell, stucco repairs, and paint the exterior of the house and attached garage. This house was built in 1998.

**Financing**

	Fund Type	Grant Year	Grant	Funded Amount	Drawn In Program Year	Drawn Thru Program Year
CDBG	EN	2023	B23UC060506	\$15,039.00	\$900.00	\$900.00
<b>Total</b>	<b>Total</b>			<b>\$15,039.00</b>	<b>\$900.00</b>	<b>\$900.00</b>

**Proposed Accomplishments**

Housing Units : 1

**Actual Accomplishments**

*Number assisted:*

	<b>Owner</b>		<b>Renter</b>		<b>Total</b>		<b>Person</b>	
	Total	Hispanic	Total	Hispanic	Total	Hispanic	Total	Hispanic
White:	0	0	0	0	0	0		0
Black/African American:	0	0	0	0	0	0	0	0
Asian:	0	0	0	0	0	0	0	0
American Indian/Alaskan Native:	0	0	0	0	0	0	0	0
Native Hawaiian/Other Pacific Islander:	0	0	0	0	0	0	0	0
American Indian/Alaskan Native & White:	0	0	0	0	0	0	0	0
Asian White:	0	0	0	0	0	0	0	0
Black/African American & White:	0	0	0	0	0	0	0	0
American Indian/Alaskan Native & Black/African American:	0	0	0	0	0	0	0	0
Other multi-racial:	0	0	0	0	0	0	0	0
Asian/Pacific Islander:	0	0	0	0	0	0	0	0
Hispanic:	0	0	0	0	0	0	0	0
<b>Total:</b>	<b>0</b>	<b>0</b>	<b>0</b>	<b>0</b>	<b>0</b>	<b>0</b>	<b>0</b>	<b>0</b>
Female-headed Households:	0		0		0			

*Income Category:*

	<b>Owner</b>	<b>Renter</b>	<b>Total</b>	<b>Person</b>
Extremely Low	0	0	0	0
Low Mod	0	0	0	0
Moderate	0	0	0	0

Non Low Moderate	0	0	0	0
Total	0	0	0	0
Percent Low/Mod				

#### Annual Accomplishments

Years	Accomplishment Narrative	# Benefitting
2023	3.5.2024 reprog \$33,000 from idis#6790, funding increased to \$33,000.6.10.2024 reprog \$17,961 to idis#6790, funding decreased to \$15,039. Housing Rehab activity is 20% complete. CDBG funds will be used to pay for the cost associated with replacing the roof on the house and attached garage, fascia boards, upgrading the electrical panel, window moldings, replacing doors, repairs to the fence and gate, exterior lighting, stucco repair, installing Carbon Monoxide and fire alarms, and painting the exterior of the house and attached garage. This activity aims to improve one (1) residential structure and meet the national objective of benefiting a low-moderate income household in the City of Coachella.	

<b>PGM Year:</b>	2023	
<b>Project:</b>	0053 - 4.CO.28-23 - City of Coachella Home Enhancement Program	
<b>IDIS Activity:</b>	6847 - 4.CO.28-23-3 - Home Rehab Activity	
Status:	Open	Objective: Provide decent affordable housing
Location:	50071 Balboa St Coachella, CA 92236-3313	Outcome: Affordability
		Matrix Code: Rehab; Single-Unit Residential (14A) National Objective: LMH

Activity to prevent, prepare for, and respond to Coronavirus: No

Initial Funding Date: 03/05/2024

#### Description:

The Home Enhancement Program will use CDBG funds to pay for roof repairs on the house, fascia boards, entry doors, security doors, partial fencing, gates, exterior lighting, stucco repairs, and paint the exterior of the house. This house was built in 1967.

#### Financing

	Fund Type	Grant Year	Grant	Funded Amount	Drawn In Program Year	Drawn Thru Program Year
CDBG	EN	2023	B23UC060506	\$33,214.00	\$800.00	\$800.00
<b>Total</b>	<b>Total</b>			<b>\$33,214.00</b>	<b>\$800.00</b>	<b>\$800.00</b>

#### Proposed Accomplishments

Housing Units : 1

#### Actual Accomplishments

Number assisted:

	Owner		Renter		Total		Person	
	Total	Hispanic	Total	Hispanic	Total	Hispanic	Total	Hispanic
White:	0	0	0	0	0	0		0
Black/African American:	0	0	0	0	0	0	0	0
Asian:	0	0	0	0	0	0	0	0
American Indian/Alaskan Native:	0	0	0	0	0	0	0	0
Native Hawaiian/Other Pacific Islander:	0	0	0	0	0	0	0	0
American Indian/Alaskan Native & White:	0	0	0	0	0	0	0	0
Asian White:	0	0	0	0	0	0	0	0
Black/African American & White:	0	0	0	0	0	0	0	0
American Indian/Alaskan Native & Black/African American:	0	0	0	0	0	0	0	0
Other multi-racial:	0	0	0	0	0	0	0	0
Asian/Pacific Islander:	0	0	0	0	0	0	0	0
Hispanic:	0	0	0	0	0	0	0	0
<b>Total:</b>	<b>0</b>	<b>0</b>	<b>0</b>	<b>0</b>	<b>0</b>	<b>0</b>	<b>0</b>	<b>0</b>
Female-headed Households:	0		0		0			

	Owner	Renter	Total	Person
Extremely Low	0	0	0	0
Low Mod	0	0	0	0
Moderate	0	0	0	0
Non Low Moderate	0	0	0	0
Total	0	0	0	0
Percent Low/Mod				

Years	Accomplishment Narrative	# Benefitting
2023	3.5.2024 reprog \$33,000 from idis#6790, funding increased to \$33,000. 6.10.2024 reprog \$214.00 from idis#6790, funding increased to \$33,214. Housing Rehab activity is 15% complete. CDBG funds will be used to pay for the cost associated with the replacement of the roof of the house, attached garage and back patio, fascia boards, windows & screens, replacement of the numbers on the house, replace the entry doors and security doors, exterior lighting, stucco repair, doorbell, removing an old satellite dish and basketball hoop, repairs to the gate, paint the exterior of the house and attached garage. This activity aims to improve one (1) residential structure and meet the national objective of benefiting a low-moderate income household in the City of Coachella.	

The Home Enhancement Program will use CDBG funds to pay for roof repairs on the house and carport, fascia boards, extensive stucco repairs, windows and screens, entry doors, security doors, fencing and gates, exterior lighting, doorbell, and paint the exterior of the house. This house was built in 1958.

	Fund Type	Grant Year	Grant	Funded Amount	Drawn In Program Year	Drawn Thru Program Year
CDBG	EN	2023	B23UC060506	\$33,000.00	\$1,000.00	\$1,000.00
<b>Total</b>	<b>Total</b>			<b>\$33,000.00</b>	<b>\$1,000.00</b>	<b>\$1,000.00</b>

Housing Units : 1

### Actual Accomplishments

*Number assisted:*

[illegible]



Female-headed Households: 0 0 0

*Income Category:*

	Owner	Renter	Total	Person
Extremely Low	0	0	0	0
Low Mod	0	0	0	0
Moderate	0	0	0	0
Non Low Moderate	0	0	0	0
Total	0	0	0	0
Percent Low/Mod				

**Annual Accomplishments**

Years	Accomplishment Narrative	# Benefitting
2023	3.7.2024 reprog \$33,000 from idis#6790, funding increased to \$33,000. Housing Rehab activity is 15% complete. CDBG funds will be used to pay for the cost associated with replacing the existing roof on the house and carport, fascia boards, windows, two doors, and stucco repair, replacing exterior light fixtures, repairing a concrete slab as it is a trip hazard, partial fencing and paint the exterior of the house and carport. This activity aims to improve one (1) residential structure and meet the national objective of benefiting a low-moderate income household in the City of Coachella.	

<b>PGM Year:</b>	2023	
<b>Project:</b>	0053 - 4.CO.28-23 - City of Coachella Home Enhancement Program	
<b>IDIS Activity:</b>	6849 - 4.CO.28-23-5 - Home Rehab Activity	
<b>Status:</b>	Open	Objective: Provide decent affordable housing
<b>Location:</b>	86131 Calle Pizano Coachella, CA 92236-1980	Outcome: Affordability
		Matrix Code: Rehab; Single-Unit Residential (14A) National Objective: LMH

**Activity to prevent, prepare for, and respond to Coronavirus:** No

**Initial Funding Date:** 03/08/2024

**Description:**

The Home Enhancement Program will use CDBG funds to pay for roof replacement on the house, fascia boards, flashing and gutters, windows and screens, entry doors, security doors, partial fencing, numbers on the house, stucco repairs, and paint the exterior of the house and the front fencing. This house was built in 1963.

**Financing**

	Fund Type	Grant Year	Grant	Funded Amount	Drawn In Program Year	Drawn Thru Program Year
CDBG	EN	2023	B23UC060506	\$39,864.00	\$1,000.00	\$1,000.00
<b>Total</b>	<b>Total</b>			<b>\$39,864.00</b>	<b>\$1,000.00</b>	<b>\$1,000.00</b>

**Proposed Accomplishments**

Housing Units : 1

**Actual Accomplishments**

	Owner		Renter		Total		Person	
<i>Number assisted:</i>	Total	Hispanic	Total	Hispanic	Total	Hispanic	Total	Hispanic
White:	0	0	0	0	0	0	0	0
Black/African American:	0	0	0	0	0	0	0	0
Asian:	0	0	0	0	0	0	0	0
American Indian/Alaskan Native:	0	0	0	0	0	0	0	0
Native Hawaiian/Other Pacific Islander:	0	0	0	0	0	0	0	0
American Indian/Alaskan Native & White:	0	0	0	0	0	0	0	0
Asian White:	0	0	0	0	0	0	0	0
Black/African American & White:	0	0	0	0	0	0	0	0
American Indian/Alaskan Native & Black/African American:	0	0	0	0	0	0	0	0
Other multi-racial:	0	0	0	0	0	0	0	0

Asian/Pacific Islander:	0	0	0	0	0	0	0	0
Hispanic:	0	0	0	0	0	0	0	0
<b>Total:</b>	<b>0</b>	<b>0</b>	<b>0</b>	<b>0</b>	<b>0</b>	<b>0</b>	<b>0</b>	<b>0</b>

Female-headed Households: 0 0 0

*Income Category:*

	Owner	Renter	Total	Person
Extremely Low	0	0	0	0
Low Mod	0	0	0	0
Moderate	0	0	0	0
Non Low Moderate	0	0	0	0
Total	0	0	0	0
Percent Low/Mod				

**Annual Accomplishments**

Years	Accomplishment Narrative	# Benefitting
2023	3.8.2024 reprog \$33,000 from idis#6790, funding increased to \$33,000. 6.11.2024 reprog \$6,864 from idis#6790, funding increased to \$39,864. Housing Rehab activity is 15% complete. CDBG funds will be used to pay for the cost associated with the replacement of the roof of the house, attached garage and back patio, fascia boards, windows & screens, replacement of the numbers on the house, replace the entry doors and security doors, exterior lighting, stucco repair, doorbell, removing an old satellite dish and basketball hoop, repairs to the gate, paint the exterior of the house and attached garage. This activity aims to improve one (1) residential structure and meet the national objective of benefiting a low-moderate income household in the City of Coachella.	

<b>PGM Year:</b>	2023	
<b>Project:</b>	0053 - 4.CO.28-23 - City of Coachella Home Enhancement Program	
<b>IDIS Activity:</b>	6850 - 4.CO.28-23-6 - Home Rehab Activity	
Status:	Open	Objective: Provide decent affordable housing
Location:	1043 Date Ave Coachella, CA 92236-1816	Outcome: Affordability
		Matrix Code: Rehab; Single-Unit Residential (14A) National Objective: LMH

**Activity to prevent, prepare for, and respond to Coronavirus:** No

**Initial Funding Date:** 03/08/2024

**Description:**

The Home Enhancement Program will use CDBG funds to pay for the roof replacement of the electrical panel, one window, and screen, repair the washer drain, replace the garage door and remote, exterior lighting, stucco repairs, and paint the exterior of the house and attached garage. This house was built in 1959.

**Financing**

	Fund Type	Grant Year	Grant	Funded Amount	Drawn In Program Year	Drawn Thru Program Year
CDBG	EN	2023	B23UC060506	\$33,000.00	\$700.00	\$700.00
<b>Total</b>	<b>Total</b>			<b>\$33,000.00</b>	<b>\$700.00</b>	<b>\$700.00</b>

**Proposed Accomplishments**

Housing Units : 1

**Actual Accomplishments**

	Owner		Renter		Total		Person	
<i>Number assisted:</i>	Total	Hispanic	Total	Hispanic	Total	Hispanic	Total	Hispanic
White:	0	0	0	0	0	0	0	0
Black/African American:	0	0	0	0	0	0	0	0
Asian:	0	0	0	0	0	0	0	0
American Indian/Alaskan Native:	0	0	0	0	0	0	0	0
Native Hawaiian/Other Pacific Islander:	0	0	0	0	0	0	0	0

American Indian/Alaskan Native & White:	0	0	0	0	0	0	0	0
Asian White:	0	0	0	0	0	0	0	0
Black/African American & White:	0	0	0	0	0	0	0	0
American Indian/Alaskan Native & Black/African American:	0	0	0	0	0	0	0	0
Other multi-racial:	0	0	0	0	0	0	0	0
Asian/Pacific Islander:	0	0	0	0	0	0	0	0
Hispanic:	0	0	0	0	0	0	0	0
<b>Total:</b>	<b>0</b>	<b>0</b>	<b>0</b>	<b>0</b>	<b>0</b>	<b>0</b>	<b>0</b>	<b>0</b>

Female-headed Households: 0 0 0

*Income Category:*

	Owner	Renter	Total	Person
Extremely Low	0	0	0	0
Low Mod	0	0	0	0
Moderate	0	0	0	0
Non Low Moderate	0	0	0	0
Total	0	0	0	0
Percent Low/Mod				

**Annual Accomplishments**

Years	Accomplishment Narrative	# Benefitting
2023	3.8.2024 reprog \$33,000 from idis#6790, funding increased to \$33,000. Housing Rehab activity is 15% complete. CDBG funds will be used to pay for the cost associated with replacing the fascia boards, windows, and screens, the bottom seal on the entry doors, exterior lighting, stucco repair, electrical panel upgrade, and painting the exterior of the house and attached garage. This activity aims to improve one (1) residential structure and meet the national objective of benefiting a low-moderate income household in the City of Coachella.	

<b>PGM Year:</b>	2023	
<b>Project:</b>	0053 - 4.CO.28-23 - City of Coachella Home Enhancement Program	
<b>IDIS Activity:</b>	6851 - 4.CO.28-23-7 - Home Rehab Activity	
Status:	Open	Objective: Provide decent affordable housing
Location:	52318 Morgan Ave Coachella, CA 92236-2938	Outcome: Affordability
		Matrix Code: Rehab; Single-Unit Residential (14A) National Objective: LMH

**Activity to prevent, prepare for, and respond to Coronavirus:** No

**Initial Funding Date:** 03/08/2024

**Description:**

The Home Enhancement Program will use CDBG funds to pay for roof repairs on the house and reach porch, remove and close out the skylights, and windowscreens, replace entry doors, install a security door, stucco repairs, partial fencing repairs, numbers on the house, replace some rotted posts from the back porch and paint the exterior of the house. This house was built i 1959.

**Financing**

	Fund Type	Grant Year	Grant	Funded Amount	Drawn In Program Year	Drawn Thru Program Year
CDBG	EN	2023	B23UC060506	\$33,000.00	\$900.00	\$900.00
<b>Total</b>	<b>Total</b>			<b>\$33,000.00</b>	<b>\$900.00</b>	<b>\$900.00</b>

**Proposed Accomplishments**

Housing Units : 1

**Actual Accomplishments**

	Owner		Renter		Total		Person	
<i>Number assisted:</i>	Total	Hispanic	Total	Hispanic	Total	Hispanic	Total	Hispanic

White:	0	0	0	0	0	0	0	0
Black/African American:	0	0	0	0	0	0	0	0
Asian:	0	0	0	0	0	0	0	0
American Indian/Alaskan Native:	0	0	0	0	0	0	0	0
Native Hawaiian/Other Pacific Islander:	0	0	0	0	0	0	0	0
American Indian/Alaskan Native & White:	0	0	0	0	0	0	0	0
Asian White:	0	0	0	0	0	0	0	0
Black/African American & White:	0	0	0	0	0	0	0	0
American Indian/Alaskan Native & Black/African American:	0	0	0	0	0	0	0	0
Other multi-racial:	0	0	0	0	0	0	0	0
Asian/Pacific Islander:	0	0	0	0	0	0	0	0
Hispanic:	0	0	0	0	0	0	0	0
<b>Total:</b>	<b>0</b>	<b>0</b>	<b>0</b>	<b>0</b>	<b>0</b>	<b>0</b>	<b>0</b>	<b>0</b>

Female-headed Households: 0 0 0

*Income Category:*

	Owner	Renter	Total	Person
Extremely Low	0	0	0	0
Low Mod	0	0	0	0
Moderate	0	0	0	0
Non Low Moderate	0	0	0	0
Total	0	0	0	0
Percent Low/Mod				

**Annual Accomplishments**

Years	Accomplishment Narrative	# Benefitting
2023	3.8.2024 reprog \$33,000 from idis#6790, funding increased \$33,000. Housing Rehab activity is 15% complete. CDBG funds will be used to pay for the cost associated with the replacement roof on the house, carport, and back patio, fascia boards, removing skylights, entry doors and security doors, gutters, exterior lighting, stucco repair, numbers on the house, replace partial fencing and a gate, and paint the exterior of the house and attached patio. This activity aims to improve one (1) residential structure and meet the national objective of benefiting a low-moderate income household in the City of Coachella.	

<b>PGM Year:</b>	2023	
<b>Project:</b>	0053 - 4.CO.28-23 - City of Coachella Home Enhancement Program	
<b>IDIS Activity:</b>	6852 - 4.CO.28-23-8 - Home Rehab Activity	
Status:	Open	Objective: Provide decent affordable housing
Location:	51736 La Ponderosa Dr Coachella, CA 92236-3711	Outcome: Affordability
		Matrix Code: Rehab; Single-Unit Residential (14A) National Objective: LMH

**Activity to prevent, prepare for, and respond to Coronavirus:** No

**Initial Funding Date:** 03/08/2024

**Description:**

The Home Enhancement Program will use CDBG funds to pay for roof repairs on the house and patio, windowscreens, entry doors, sliding doors, fencing repairs, exterior lighting, and repairs to the garage door. This house was built in 1992.

**Financing**

	Fund Type	Grant Year	Grant	Funded Amount	Drawn In Program Year	Drawn Thru Program Year
CDBG	EN	2023	B23UC060506	\$33,000.00	\$800.00	\$800.00
<b>Total</b>	<b>Total</b>			<b>\$33,000.00</b>	<b>\$800.00</b>	<b>\$800.00</b>

**Proposed Accomplishments**

Housing Units : 1

**Actual Accomplishments**

	Owner	Renter	Total	Person
<i>Number assisted:</i>				

	Total	Hispanic	Total	Hispanic	Total	Hispanic	Total	Hispanic
White:	0	0	0	0	0	0		0
Black/African American:	0	0	0	0	0	0	0	0
Asian:	0	0	0	0	0	0	0	0
American Indian/Alaskan Native:	0	0	0	0	0	0	0	0
Native Hawaiian/Other Pacific Islander:	0	0	0	0	0	0	0	0
American Indian/Alaskan Native & White:	0	0	0	0	0	0	0	0
Asian White:	0	0	0	0	0	0	0	0
Black/African American & White:	0	0	0	0	0	0	0	0
American Indian/Alaskan Native & Black/African American:	0	0	0	0	0	0	0	0
Other multi-racial:	0	0	0	0	0	0	0	0
Asian/Pacific Islander:	0	0	0	0	0	0	0	0
Hispanic:	0	0	0	0	0	0	0	0
<b>Total:</b>	<b>0</b>	<b>0</b>	<b>0</b>	<b>0</b>	<b>0</b>	<b>0</b>	<b>0</b>	<b>0</b>
Female-headed Households:	0		0		0			

*Income Category:*

	Owner	Renter	Total	Person
Extremely Low	0	0	0	0
Low Mod	0	0	0	0
Moderate	0	0	0	0
Non Low Moderate	0	0	0	0
Total	0	0	0	0
Percent Low/Mod				

**Annual Accomplishments**

Years	Accomplishment Narrative	# Benefitting
2023	3.8.2024 reprog \$33,000 from idis#6790, funding increased to \$33,000. Housing Rehab activity is 15% complete. CDBG funds will be used to pay for the cost associated with the replacement roof on the house, garage, and back patio, fascia boards, partial fence replacement, garage door, replacement sliding door, windows, and screens, replacement GFI outlets, and removal and replacement of the ceiling on the attached back patio. This activity aims to improve one (1) residential structure and meet the national objective of benefiting a low-moderate income household in the City of Coachella.	

**Total Funded Amount:** \$28,438,033.08  
**Total Drawn Thru Program Year:** \$18,703,779.09  
**Total Drawn In Program Year:** \$11,166,725.91

# **APPENDIX C**

HESG SAGE REPORT

SECTION 3 REPORT

## CAPER Aggregator 2.0

Aggregates data from CAPERs submitted to HUD by selected criteria (project type and/or specific question)

**i** Due to changes in the CAPER as of 10/1/2023, some tables have been retired and replaced by updated versions. Depending on the date range of data included, you will automatically see previous versions of those tables, new ones, or both. Tables that are retired as of 10/1/2023 are marked as such in their title.

*Instructions: Select an option for each filter. **Aggregate mode** sums data together from separate CAPERs and presents the output as the regular CAPER table shell. **Details mode** outputs one row for each included CAPER, with a column for each cell of data. Data in Q4 can't be summed, and only outputs in details mode.*

*In aggregate mode, numbers in green italics have been recalculated or weighted based on available totals.*

*If you attempt to pull an entire CAPER, especially aggregating over many recipients, you may have to wait several minutes for the result. Use the "Email me" button to run the report and email you the results when it's complete. You can navigate to other pages in Sage while that's running.*

*"Year" means the year of the start date for the submission.*

*This Aggregator uses data from reports with a status of Review in Progress, Reviewed, or Submitted.*

## Report criteria

Year

2023 ▼

Recipient - ESG Grant  
(1 selected)

ESG: Riverside County - CA

Selected: ESG: Riverside County - CA

*TIP: Hold down the CTRL key on the keyboard and click with the mouse in order to select more than one Recipient - ESG Grant.*

## CAPER Project Type

*TIP: Hold down the CTRL key on the keyboard and click with the mouse in order to select more than one choice.*




(all)  
Day Shelter  
Emergency Shelter - Night-by-Night  
Emergency Shelter - Entry Exit  
Homelessness Prevention  
PH - Rapid Re-Housing  
Street Outreach  
Transitional Housing  
- archived -  
Coordinated Assessment  
Services Only

View report as

☒ Aggregate / summary ☐ Details / data ☐ Both aggregate and details

## Grant List

Showing 1 to 1 of 1 entries Show 50 ▼ entries

 Download as Excel Copy to clipboard Activate filtering

Filter:

Jurisdiction	Type	Start Date	End Date	Current Status
	CAPER	7/1/2023	6/30/2024	Submitted

Showing 1 to 1 of 1 entries Show 50 ▼ entries

Previous

1

Next

**Q04a: Project Identifiers in HMIS**

ⓘ Please select details mode in the filters above to see Q4 information.

CSV uploads containing multiple project rows in Q4 will display as separate rows here using the same value in Project Info Row ID.

**Q05a: Report Validations Table**

Category	Count of Clients for DQ	Count of Clients
Total Number of Persons Served	2,991	2,993
Number of Adults (Age 18 or Over)	2,522	2,524
Number of Children (Under Age 18)	469	469
Number of Persons with Unknown Age	0	0
Number of Leavers	2,548	2,550
Number of Adult Leavers	2,142	2,144
Number of Adult and Head of Household Leavers	2,387	2,389
Number of Stayers	443	443
Number of Adult Stayers	380	380
Number of Veterans	65	65
Number of Chronically Homeless Persons	671	672
Number of Youth Under Age 25	474	474
Number of Parenting Youth Under Age 25 with Children	8	8
Number of Adult Heads of Household	2,492	2,494
Number of Child and Unknown-Age Heads of Household	252	252
Heads of Households and Adult Stayers in the Project 365 Days or More	17	17

ⓘ Effective 1/1/2023, this question includes separate columns for totals relevant to the DQ questions and totals relevant to the entire APR. Data uploaded prior to 1/1/2023 has been bulk updated to use the same totals for both columns in order to support calculations in the Aggregator.

**Q06a: Data Quality: Personally Identifying Information**

	Client Doesn't Know/Prefers Not to Answer	Information Missing	Data Issues	Total	% of Issue Rate
Name	0	17	0	17	0.57%
Social Security Number	204	8	72	284	9.50%
Date of Birth	0	0	13	13	0.43%
Race/Ethnicity	8	2	0	10	0.33%
Gender	0	1	0	1	0.03%
Overall Score	0	0	0	312	10.43%

New as of 10/1/2023.

Numbers in *green italics* have been recalculated or weighted based on available totals.

**Q06b: Data Quality: Universal Data Elements**

Data Element	Client Doesn't Know/Prefers Not to Answer	Information Missing	Data Issues	Total	% of Issue Rate
Veteran Status	1	7	0	8	0.32%
Project Start Date	0	0	0	0	0%
Relationship to Head of Household	0	0	6	6	0.20%
Enrollment CoC	0	0	12	12	0.44%
Disabling Condition	0	1	1	2	0.07%

Numbers in *green italics* have been recalculated or weighted based on available totals.



**Q06c: Data Quality: Income and Housing Data Quality**

Data Element	Client Doesn't Know/Prefer Not to Answer	Information Missing	Data Issues	Total	% of Error Rate
Destination	0	55	0	55	2.16%
Income and Sources at Start	1	2	1	4	0.14%
Income and Sources at Annual Assessment	0	17	0	17	100.00%
Income and Sources at Exit	1	1	1	3	0.13%

Numbers in *green italics* have been recalculated or weighted based on available totals.

**Q06d: Data Quality: Chronic Homelessness**

Entering into project type	Count of Total Records	Missing Time in Institution	Missing Time in Housing	Approximate Date Started DK/R/missing	Number of Times DK/R/missing	Number of Months DK/R/missing	% of Records Unable to Calculate
ES-EE, ES-NbN, SH, Street Outreach	2,754	0	0	78	90	85	3.52%
TH	0	0	0	0	0	0	0
PH (All)	12	0	0	0	0	0	0
CE	0	0	0	0	0	0	0
SSO, Day Shelter, HP	8	0	0	0	0	0	0
Total	2,774	0	0	0	0	0	3.50%

Numbers in *green italics* have been recalculated or weighted based on available totals.

**Q06e: Data Quality: Timeliness**

Time for Record Entry	Number of Project Start Records	Number of Project Exit Records
< 0 days	10	72
0 days	1,430	1,516
1-3 Days	836	644
4-6 Days	145	161
7-10 Days	56	60
11+ Days	57	95

**Q06f: Data Quality: Inactive Records: Street Outreach & Emergency Shelter**

Data Element	# of Records	# of Inactive Records	% of Inactive Records
Contact (Adults and Heads of Household in Street Outreach or ES - NbN)	27	27	100.00%
Bed Night (All Clients in ES - NbN)	0	0	0

Numbers in *green italics* have been recalculated or weighted based on available totals.

**Q07a: Number of Persons Served**

	Total	Without Children	With Children and Adults	With Only Children	Unknown Household Type
Adults	2,524	2,396	128	0	0
Children	469	0	212	257	0
Client Doesn't Know/Prefers Not to Answer	0	0	0	0	0
Data Not Collected	0	0	0	0	0
Total	2,993	2,396	340	257	0
For PSH & RRH – the total persons served who moved into housing	6	6	0	0	0

**Q07b: Point-in-Time Count of Persons on the Last Wednesday**

	Total	Without Children	With Children and Adults	With Only Children	Unknown Household Type
January	429	367	51	11	0
April	482	404	67	11	0
July	536	456	69	11	0
October	463	435	16	12	0

**Q08a: Households Served**

	Total	Without Children	With Children and Adults	With Only Children	Unknown Household Type
Total Households	2,746	2,395	99	252	0
For PSH & RRH – the total households served who moved into housing	6	6	0	0	0

**Q08b: Point-in-Time Count of Households on the Last Wednesday**

	Total	Without Children	With Children and Adults	With Only Children	Unknown Household Type
January	394	367	16	11	0
April	436	404	21	11	0
July	487	456	20	11	0
October	454	435	7	12	0

**Q09a: Number of Persons Contacted**

Number of Persons Contacted	All Persons Contacted	First contact – NOT staying on the Streets, ES-EE, ES-NbN, or SH	First contact – WAS staying on Streets, ES-EE, ES-NbN, or SH	First contact – Worker unable to determine
Once	99	0	0	99
2-5 Times	0	0	0	0
6-9 Times	0	0	0	0
10+ Times	0	0	0	0
Total Persons Contacted	99	0	0	99

**Q09b: Number of Persons Newly Engaged**

Number of Persons Engaged	All Persons Contacted	First contact – NOT staying on the Streets, ES-EE, ES-NbN, or SH	First contact – WAS staying on Streets, ES-EE, ES-NbN, or SH	First contact – Worker unable to determine
Once	99	0	0	99
2-5 Contacts	0	0	0	0
6-9 Contacts	0	0	0	0
10+ Contacts	0	0	0	0
Total Persons Engaged	99	0	0	99
Rate of Engagement	100.00%	0	0	100.00%

Numbers in *green italics* have been recalculated or weighted based on available totals.

**Q10a: Gender**

	Total	Without Children	With Children and Adults	With Only Children	Unknown Household Type
Woman	1,252	884	211	157	0
Man	1,713	1,490	129	94	0
Culturally Specific Identity	0	0	0	0	0
Transgender	8	5	0	3	0
Non-Binary	2	1	0	1	0
Questioning	0	0	0	0	0
Different Identity	2	0	0	2	0
Woman/Man	0	0	0	0	0
Woman/Culturally Specific Identity	0	0	0	0	0
Woman/Transgender	12	12	0	0	0
Woman/Non-Binary	0	0	0	0	0
Woman/Questioning	0	0	0	0	0
Woman/Different Identity	0	0	0	0	0
Man/Culturally Specific Identity	0	0	0	0	0
Man/Transgender	3	3	0	0	0
Man/Non-Binary	0	0	0	0	0
Man/Questioning	0	0	0	0	0
Man/Different Identity	0	0	0	0	0
Culturally Specific Identity/Transgender	0	0	0	0	0
Culturally Specific Identity/Non-Binary	0	0	0	0	0
Culturally Specific Identity/Questioning	0	0	0	0	0
Culturally Specific Identity/Different Identity	0	0	0	0	0
Transgender/Non-Binary	0	0	0	0	0
Transgender/Questioning	0	0	0	0	0
Transgender/Different Identity	0	0	0	0	0
Non-Binary/Questioning	0	0	0	0	0
Non-Binary/Different Identity	0	0	0	0	0
Questioning/Different Identity	0	0	0	0	0
More than 2 Gender Identities Selected	0	0	0	0	0
Client Doesn't Know/Prefers Not to Answer	0	0	0	0	0
Data Not Collected	1	1	0	0	0
<b>Total</b>	<b>2,993</b>	<b>2,396</b>	<b>340</b>	<b>257</b>	<b>0</b>

New as of 10/1/2023.

**Q10d: Gender by Age Ranges**

	Total	Under Age 18	Age 18-24	Age 25-64	Age 65+	Client Doesn't Know/Prefers Not to Answer	Data Not Collected
Woman	1,252	277	88	842	45	0	0
Man	1,713	186	138	1,308	81	0	0
Culturally Specific Identity	0	0	0	0	0	0	0
Transgender	8	3	0	5	0	0	0
Non-Binary	2	1	0	1	0	0	0
Questioning	0	0	0	0	0	0	0
Different Identity	2	2	0	0	0	0	0
Woman/Man	0	0	0	0	0	0	0
Woman/Culturally Specific Identity	0	0	0	0	0	0	0
Woman/Transgender	12	0	3	9	0	0	0
Woman/Non-Binary	0	0	0	0	0	0	0
Woman/Questioning	0	0	0	0	0	0	0
Woman/Different Identity	0	0	0	0	0	0	0
Man/Culturally Specific Identity	0	0	0	0	0	0	0
Man/Transgender	3	0	1	2	0	0	0
Man/Non-Binary	0	0	0	0	0	0	0
Man/Questioning	0	0	0	0	0	0	0
Man/Different Identity	0	0	0	0	0	0	0
Culturally Specific Identity/Transgender	0	0	0	0	0	0	0
Culturally Specific Identity/Non-Binary	0	0	0	0	0	0	0
Culturally Specific Identity/Questioning	0	0	0	0	0	0	0
Culturally Specific Identity/Different Identity	0	0	0	0	0	0	0
Transgender/Non-Binary	0	0	0	0	0	0	0
Transgender/Questioning	0	0	0	0	0	0	0
Transgender/Different Identity	0	0	0	0	0	0	0
Non-Binary/Questioning	0	0	0	0	0	0	0
Non-Binary/Different Identity	0	0	0	0	0	0	0
Questioning/Different Identity	0	0	0	0	0	0	0
More than 2 Gender Identities Selected	0	0	0	0	0	0	0
Client Doesn't Know/Prefers Not to Answer	0	0	0	0	0	0	0
Data Not Collected	1	0	1	0	0	0	0
<b>Total</b>	<b>2,993</b>	<b>469</b>	<b>231</b>	<b>2,167</b>	<b>126</b>	<b>0</b>	<b>0</b>

New as of 10/1/2023.

**Q11: Age**

	Total	Without Children	With Children and Adults	With Only Children	Unknown Household Type
Under 5	75	0	73	2	0
5-12	120	0	102	18	0
13-17	274	0	37	237	0
18-24	231	217	14	0	0
25-34	656	604	52	0	0
35-44	665	620	45	0	0
45-54	437	421	16	0	0
55-64	409	408	1	0	0
65+	126	126	0	0	0
Client Doesn't Know/Prefers Not to Answer	0	0	0	0	0
Data Not Collected	0	0	0	0	0
<b>Total</b>	<b>2,993</b>	<b>2,396</b>	<b>340</b>	<b>257</b>	<b>0</b>

New as of 10/1/2023.

**Q12: Race and Ethnicity**

	Total	Without Children	With Children and Adults	With Only Children	Unknown Household Type
American Indian, Alaska Native, or Indigenous	31	27	0	4	0
Asian or Asian American	35	29	2	4	0
Black, African American, or African	564	458	45	61	0
Hispanic/Latina/e/o	340	251	61	28	0
Middle Eastern or North African	2	2	0	0	0
Native Hawaiian or Pacific Islander	12	12	0	0	0
White	920	808	65	47	0
Asian or Asian American & American Indian, Alaska Native, or Indigenous	0	0	0	0	0
Black, African American, or African & American Indian, Alaska Native, or Indigenous	2	1	1	0	0
Hispanic/Latina/e/o & American Indian, Alaska Native, or Indigenous	9	9	0	0	0
Middle Eastern or North African & American Indian, Alaska Native, or Indigenous	0	0	0	0	0
Native Hawaiian or Pacific Islander & American Indian, Alaska Native, or Indigenous	1	1	0	0	0
White & American Indian, Alaska Native, or Indigenous	5	5	0	0	0
Black, African American, or African & Asian or Asian American	3	2	0	1	0
Hispanic/Latina/e/o & Asian or Asian American	2	1	0	1	0
Middle Eastern or North African & Asian or Asian American	0	0	0	0	0
Native Hawaiian or Pacific Islander & Asian or Asian American	0	0	0	0	0
White & Asian or Asian American	2	2	0	0	0
Hispanic/Latina/e/o & Black, African American, or African	36	20	7	9	0
Middle Eastern or North African & Black, African American, or African	0	0	0	0	0
Native Hawaiian or Pacific Islander & Black, African American, or African	2	2	0	0	0
White & Black, African American, or African	15	6	8	1	0
Middle Eastern or North African & Hispanic/Latina/e/o	0	0	0	0	0
Native Hawaiian or Pacific Islander & Hispanic/Latina/e/o	4	4	0	0	0
White & Hispanic/Latina/e/o	971	728	147	96	0
Native Hawaiian or Pacific Islander & Middle Eastern or North African	0	0	0	0	0
White & Middle Eastern or North African	1	1	0	0	0
White & Native Hawaiian or Pacific Islander	3	3	0	0	0
Multiracial – more than 2 races/ethnicity, with one being Hispanic/Latina/e/o	20	15	1	4	0
Multiracial – more than 2 races, where no option is Hispanic/Latina/e/o	3	3	0	0	0
Client Doesn't Know/Prefers Not to Answer	8	4	3	1	0
Data Not Collected	2	2	0	0	0
<b>Total</b>	<b>2,993</b>	<b>2,396</b>	<b>340</b>	<b>257</b>	<b>0</b>

New as of 10/1/2023.

**Q13a1: Physical and Mental Health Conditions at Start**

	Total Persons	Without Children	Adults in HH with Children & Adults	Children in HH with Children & Adults	With Children and Adults ☞	With Only Children	Unknown Household Type
Mental Health Disorder	952	875	18	13	0	46	0
Alcohol Use Disorder	117	116	1	0	0	0	0
Drug Use Disorder	387	367	10	0	0	10	0
Both Alcohol Use and Drug Use Disorders	195	186	0	0	0	9	0
Chronic Health Condition	717	673	19	16	0	9	0
HIV/AIDS	41	41	0	0	0	0	0
Developmental Disability	266	216	5	30	0	15	0
Physical Disability	518	497	10	4	0	7	0

☞ The "With Children and Adults" column is retired as of 10/1/2019 and replaced with the columns "Adults in HH with Children & Adults" and "Children in HH with Children & Adults".

**Q13b1: Physical and Mental Health Conditions at Exit**

	Total Persons	Without Children	Adults in HH with Children & Adults	Children in HH with Children & Adults	With Children and Adults ☞	With Only Children	Unknown Household Type
Mental Health Disorder	818	756	11	6	0	45	0
Alcohol Use Disorder	98	97	0	0	0	1	0
Drug Use Disorder	338	320	6	0	0	12	0
Both Alcohol Use and Drug Use Disorders	157	150	0	0	0	7	0
Chronic Health Condition	606	572	14	10	0	10	0
HIV/AIDS	36	36	0	0	0	0	0
Developmental Disability	244	201	5	22	0	16	0
Physical Disability	446	428	9	3	0	6	0

☞ The "With Children and Adults" column is retired as of 10/1/2019 and replaced with the columns "Adults in HH with Children & Adults" and "Children in HH with Children & Adults".

**Q13c1: Physical and Mental Health Conditions for Stayers**

	Total Persons	Without Children	Adults in HH with Children & Adults	Children in HH with Children & Adults	With Children and Adults ☞	With Only Children	Unknown Household Type
Mental Health Disorder	132	118	7	7	0	0	0
Alcohol Use Disorder	20	19	1	0	0	0	0
Drug Use Disorder	52	48	4	0	0	0	0
Both Alcohol Use and Drug Use Disorders	37	37	0	0	0	0	0
Chronic Health Condition	109	98	5	6	0	0	0
HIV/AIDS	5	5	0	0	0	0	0
Developmental Disability	23	15	0	8	0	0	0
Physical Disability	72	70	1	1	0	0	0

☞ The "With Children and Adults" column is retired as of 10/1/2019 and replaced with the columns "Adults in HH with Children & Adults" and "Children in HH with Children & Adults".

**Q14a: History of Domestic Violence, Sexual Assault, Dating Violence, Stalking, or Human Trafficking**

	Total	Without Children	With Children and Adults	With Only Children	Unknown Household Type
Yes	336	315	21	0	0
No	2,186	2,079	107	0	0
Client Doesn't Know/Prefers Not to Answer	1	1	0	0	0
Data Not Collected	253	1	0	252	0
Total	2,776	2,396	128	252	0

**Q14b: Most recent experience of domestic violence, sexual assault, dating violence, stalking, or human trafficking**

	Total	Without Children	With Children and Adults	With Only Children	Unknown Household Type
Within the past three months	124	118	6	0	0
Three to six months ago	25	24	1	0	0
Six months to one year	31	31	0	0	0
One year ago, or more	153	139	14	0	0
Client Doesn't Know/Prefers Not to Answer	2	2	0	0	0
Data Not Collected	1	1	0	0	0
Total	336	315	21	0	0

New as of 10/1/2023.



**Q15: Living Situation**

	Total	Without Children	With Children and Adults	With Only Children	Unknown Household Type
<b>Homeless Situations</b>					
Place not meant for habitation	1,417	1,303	80	34	0
Emergency shelter, including hotel or motel paid for with emergency shelter voucher, Host Home shelter	195	140	37	18	0
Safe Haven	342	334	3	5	0
<b>Subtotal - Homeless Situations</b>	<b>1,954</b>	<b>1,777</b>	<b>120</b>	<b>57</b>	<b>0</b>
<b>Institutional Situations</b>					
Foster care home or foster care group home	2	0	0	2	0
Hospital or other residential non-psychiatric medical facility	91	91	0	0	0
Jail, prison, or juvenile detention facility	90	90	0	0	0
Long-term care facility or nursing home	4	3	0	1	0
Psychiatric hospital or other psychiatric facility	70	61	0	9	0
Substance abuse treatment facility or detox center	46	46	0	0	0
<b>Subtotal - Institutional Situations</b>	<b>303</b>	<b>291</b>	<b>0</b>	<b>12</b>	<b>0</b>
<b>Temporary Situations</b>					
Transitional housing for homeless persons (including homeless youth)	12	11	1	0	0
Residential project or halfway house with no homeless criteria	5	5	0	0	0
Hotel or motel paid for without emergency shelter voucher	118	111	6	1	0
Host Home (non-crisis)	5	0	0	5	0
Staying or living in a friend's room, apartment, or house	93	75	0	18	0
Staying or living in a family member's room, apartment, or house	250	91	0	159	0
<b>Subtotal - Temporary Situations</b>	<b>483</b>	<b>293</b>	<b>7</b>	<b>183</b>	<b>0</b>
<b>Permanent Situations</b>					
Rental by client, no ongoing housing subsidy	25	24	1	0	0
Rental by client, with ongoing housing subsidy	7	7	0	0	0
Owned by client, with ongoing housing subsidy	0	0	0	0	0
Owned by client, no ongoing housing subsidy	1	1	0	0	0
<b>Subtotal - Permanent Situations</b>	<b>33</b>	<b>32</b>	<b>1</b>	<b>0</b>	<b>0</b>
Client Doesn't Know/Prefers Not to Answer	0	0	0	0	0
Data Not Collected	3	3	0	0	0
<b>Subtotal - Other Situations</b>	<b>3</b>	<b>3</b>	<b>0</b>	<b>0</b>	<b>0</b>
<b>TOTAL</b>	<b>2,776</b>	<b>2,396</b>	<b>128</b>	<b>252</b>	<b>0</b>

Updated 10/1/2023: Rows reordered and grouped differently. New "Rental by client, with ongoing housing subsidy" row includes data previously reported under separate subsidy types.

Interim housing is retired as of 10/1/2019.

**Q16: Cash Income - Ranges**

	Income at Start	Income at Latest Annual Assessment for Stayers	Income at Exit for Leavers
No income	1,821	0	1,513
\$1 - \$150	21	0	19
\$151 - \$250	33	0	31
\$251 - \$500	42	0	34
\$501 - \$1000	190	0	164
\$1,001 - \$1,500	243	0	218
\$1,501 - \$2,000	91	0	82
\$2,001+	80	0	81
Client Doesn't Know/Prefers Not to Answer	1	0	1
Data Not Collected	2	0	1
Number of Adult Stayers Not Yet Required to Have an Annual Assessment	0	363	0
Number of Adult Stayers Without Required Annual Assessment	0	17	0
Total Adults	2,524	380	2,144

**Q17: Cash Income - Sources**

	Income at Start	Income at Latest Annual Assessment for Stayers	Income at Exit for Leavers
Earned Income	184	0	182
Unemployment Insurance	11	0	9
Supplemental Security Income (SSI)	236	0	206
Social Security Disability Insurance (SSDI)	124	0	110
VA Service-Connected Disability Compensation	7	0	7
VA Non-Service Connected Disability Pension	1	0	1
Private Disability Insurance	1	0	1
Worker's Compensation	3	0	1
Temporary Assistance for Needy Families (TANF)	59	0	53
General Assistance (GA)	55	0	48
Retirement Income from Social Security	17	0	17
Pension or retirement income from a former job	8	0	8
Child Support	13	0	11
Alimony and other spousal support	4	0	2
Other Source	48	0	38
Adults with Income Information at Start and Annual Assessment/Exit	0	0	2,141

**Q19b: Disabling Conditions and Income for Adults at Exit**

	AO: Adult with Disabling Condition	AO: Adult without Disabling Condition	AO: Total Adults	AO: % with Disabling Condition by Source	AC: Adult with Disabling Condition	AC: Adult without Disabling Condition	AC: Total Adults	AC: % with Disabling Condition by Source	UK: Adult with Disabling Condition	UK: Adult without Disabling Condition	UK: Total Adults	UK: % with Disabling Condition by Source
Earned Income	83	79	162	51.23%	10	10	20	50.00%	0	0	0	0
Unemployment Insurance	2	5	7	28.57%	2	0	2	100.00%	0	0	0	0
Supplemental Security Income (SSI)	179	22	201	89.05%	5	0	5	100.00%	0	0	0	0
Social Security Disability Insurance (SSDI)	106	4	110	96.36%	0	0	0	0	0	0	0	0
VA Service- Connected Disability Compensation	7	0	7	100.00%	0	0	0	0	0	0	0	0
VA Non- Service- Connected Disability Pension	0	1	1	0%	0	0	0	0	0	0	0	0
Private Disability Insurance	1	0	1	100.00%	0	0	0	0	0	0	0	0
Worker's Compensation	1	0	1	100.00%	0	0	0	0	0	0	0	0
Temporary Assistance for Needy Families (TANF)	14	10	24	58.33%	10	19	29	34.48%	0	0	0	0
General Assistance (GA)	26	18	44	59.09%	0	4	4	0%	0	0	0	0
Retirement Income from Social Security	12	4	16	75.00%	0	1	1	0%	0	0	0	0
Pension or retirement income from a former job	3	5	8	37.50%	0	0	0	0	0	0	0	0
Child Support	3	2	5	60.00%	4	2	6	66.67%	0	0	0	0
Alimony and other spousal support	1	1	2	50.00%	0	0	0	0	0	0	0	0
Other source	24	12	36	66.67%	0	2	2	0%	0	0	0	0
No Sources	781	690	1,471	53.09%	6	35	41	14.63%	0	0	0	0
Unduplicated Total Adults	1,206	841	2,047		28	67	95		0	0	0	

Numbers in *green italics* have been recalculated or weighted based on available totals.

**Q20a: Type of Non-Cash Benefit Sources**

	Benefit at Start	Benefit at Latest Annual Assessment for Stayers	Benefit at Exit for Leavers
Supplemental Nutrition Assistance Program (SNAP) (Previously known as Food Stamps)	1,352	0	1,134
Special Supplemental Nutrition Program for Women, Infants, and Children (WIC)	2	0	2
TANF Child Care Services	0	0	0
TANF Transportation Services	0	0	0
Other TANF-Funded Services	0	0	0
Other Source	19	0	18

**Q21: Health Insurance**

	At Start	At Annual Assessment for Stayers	At Exit for Leavers
MEDICAID	1,831	0	1,762
MEDICARE	146	0	133
State Children's Health Insurance Program	0	0	0
Veteran's Health Administration (VHA)	15	0	15
Employer-Provided Health Insurance	6	0	6
Health Insurance obtained through COBRA	0	0	0
Private Pay Health Insurance	16	0	15
State Health Insurance for Adults	1	0	1
Indian Health Services Program	1	0	1
Other	534	0	296
No Health Insurance	622	0	448
Client Doesn't Know/Prefers Not to Answer	1	0	0
Data Not Collected	2	17	2
Number of Stayers Not Yet Required to Have an Annual Assessment	0	426	0
1 Source of Health Insurance	2,190	0	1,976
More than 1 Source of Health Insurance	178	0	124

**Q22a2: Length of Participation – ESG Projects**

	Total	Leavers	Stayers
0 to 7 days	799	753	46
8 to 14 days	290	261	29
15 to 21 days	236	203	33
22 to 30 days	180	157	23
31 to 60 days	389	315	74
61 to 90 days	299	233	66
91 to 180 days	552	468	84
181 to 365 days	212	141	71
366 to 730 days (1-2 Yrs)	35	18	17
731 to 1,095 days (2-3 Yrs)	1	1	0
1,096 to 1,460 days (3-4 Yrs)	0	0	0
1,461 to 1,825 days (4-5 Yrs)	0	0	0
More than 1,825 days (> 5 Yrs)	0	0	0
Total	2,993	2,550	443

**Q22c: Length of Time between Project Start Date and Housing Move-in Date**

	Total	Without Children	With Children and Adults	With Only Children	Unknown Household Type
7 days or less	3	3	0	0	0
8 to 14 days	1	1	0	0	0
15 to 21 days	1	1	0	0	0
22 to 30 days	1	1	0	0	0
31 to 60 days	0	0	0	0	0
61 to 90 days	0	0	0	0	0
91 to 180 days	0	0	0	0	0
181 to 365 days	0	0	0	0	0
366 to 730 days (1-2 Yrs)	0	0	0	0	0
Total (persons moved into housing)	6	6	0	0	0
Average length of time to housing	<i>11.00</i>	<i>11.00</i>	<i>0</i>	<i>0</i>	<i>0</i>
Persons who were exited without move-in	6	6	0	0	0
Total persons	12	12	0	0	0

Numbers in *green italics* have been recalculated or weighted based on available totals.

**Q22d: Length of Participation by Household Type**

	Total	Without Children	With Children and Adults	With Only Children	Unknown Household Type
7 days or less	799	614	36	149	0
8 to 14 days	290	221	28	41	0
15 to 21 days	236	165	26	45	0
22 to 30 days	180	145	21	14	0
31 to 60 days	389	320	66	3	0
61 to 90 days	299	268	31	0	0
91 to 180 days	552	419	129	4	0
181 to 365 days	212	209	3	0	0
366 to 730 days (1-2 Yrs)	35	34	0	1	0
731 days or more	1	1	0	0	0
Total	2,993	2,396	340	257	0

**Updated 10/1/2023:** Data previously in categories of 1,096 days at higher has been collapsed into 731 days or more.

**Q22e: Length of Time Prior to Housing - based on 3.917 Date Homelessness Started**

	Total	Without Children	With Children and Adults	With Only Children	Unknown Household Type
7 days or less	1,050	789	103	158	0
8 to 14 days	99	63	29	7	0
15 to 21 days	62	35	26	1	0
22 to 30 days	61	35	26	0	0
31 to 60 days	125	96	26	3	0
61 to 90 days	99	77	19	3	0
91 to 180 days	182	138	37	7	0
181 to 365 days	180	157	19	4	0
366 to 730 days (1-2 Yrs)	231	214	14	3	0
731 days or more	508	499	8	1	0
<b>Total</b>	<b>2,597</b>	<b>2,103</b>	<b>307</b>	<b>187</b>	<b>0</b>
Not yet moved into housing	6	6	0	0	0
Data not collected	123	27	26	70	0
<b>Total persons</b>	<b>2,726</b>	<b>2,136</b>	<b>333</b>	<b>257</b>	<b>0</b>

**Q22f: Length of Time between Project Start Date and Housing Move-in Date by Race and Ethnicity**

	American Indian, Alaska Native, or Indigenous	Asian or Asian American	Black, African American, or African	Hispanic/Latina/e/o	Middle Eastern or North African	Native Hawaiian or Pacific Islander	White	At Least 1 Race and Hispanic/Latina/e/o	Multi-racial (does not include Hispanic/Latina/e/o)	Unknown (Don't Know, Preferred not to Answer, Data not Collected)
Persons Moved Into Housing	0	0	1	0	0	0	4	1	0	0
Persons Exited Without Move-In	0	0	0	0	0	0	0	0	0	0
Average time to Move-In	0	0	9.00	0	0	0	14.00	0	0	0
Median time to Move-In	Cannot calculate	Cannot calculate	Cannot calculate	Cannot calculate	Cannot calculate	Cannot calculate	Cannot calculate	Cannot calculate	Cannot calculate	Cannot calculate

New as of 10/1/2023.

# **Q22g: Length of Time Prior to Housing by Race and Ethnicity - based on 3.917 Date Homelessness Started**

	American Indian, Alaska Native, or Indigenous	Asian or Asian American	Black, African American, or African	Hispanic/Latina/e/o	Middle Eastern or North African	Native Hawaiian or Pacific Islander	White	At Least 1 Race and Hispanic/Latina/e/o	Multi-racial (does not include Hispanic/Latina/e/o)	Unknown (Don't Know, Preferred not to Answer, Data not Collected)
Persons Moved Into Housing	29	33	490	310	2	11	797	909	31	7
Persons Not Yet Moved Into Housing	0	0	1	0	0	0	1	4	0	0
Average time to Move-In	1317.93	366.91	548.40	394.28	364.00	416.82	569.21	406.10	921.97	189.43
Median time to Move-In	Cannot calculate	Cannot calculate	Cannot calculate	Cannot calculate	Cannot calculate	Cannot calculate	Cannot calculate	Cannot calculate	Cannot calculate	Cannot calculate

New as of 10/1/2023.

## Q23c: Exit Destination

	Total	Without Children	With Children and Adults	With Only Children	Unknown Household Type
<b>Homeless Situations</b>					
Place not meant for habitation (e.g., a vehicle, an abandoned building, bus/train/subway station/airport or anywhere outside)	1,254	1,229	3	22	0
Emergency shelter, including hotel or motel paid for with emergency shelter voucher, Host Home shelter	229	198	23	8	0
Safe Haven	140	135	4	1	0
<b>Subtotal - Homeless Situations</b>	1,623	1,562	30	31	0
<b>Institutional Situations</b>					
Foster care home or foster care group home	12	0	2	10	0
Hospital or other residential non-psychiatric medical facility	23	21	0	2	0
Jail, prison, or juvenile detention facility	4	4	0	0	0
Long-term care facility or nursing home	2	2	0	0	0
Psychiatric hospital or other psychiatric facility	24	20	0	4	0
Substance abuse treatment facility or detox center	12	12	0	0	0
<b>Subtotal - Institutional Situations</b>	77	59	2	16	0
<b>Temporary Situations</b>					
Transitional housing for homeless persons (including homeless youth)	45	43	0	2	0
Residential project or halfway house with no homeless criteria	0	0	0	0	0
Hotel or motel paid for without emergency shelter voucher	25	17	8	0	0
Host Home (non-crisis)	1	0	0	1	0
Staying or living with family, temporary tenure (e.g., room, apartment, or house)	137	61	67	9	0
Staying or living with friends, temporary tenure (e.g., room, apartment, or house)	23	20	3	0	0
Moved from one HOPWA funded project to HOPWA TH	0	0	0	0	0
<b>Subtotal - Temporary Situations</b>	231	141	78	12	0
<b>Permanent Situations</b>					
Staying or living with family, permanent tenure	304	72	50	182	0
Staying or living with friends, permanent tenure	28	19	2	7	0
Moved from one HOPWA funded project to HOPWA PH	0	0	0	0	0
Rental by client, no ongoing housing subsidy	159	76	83	0	0
Rental by client, with ongoing housing subsidy	61	55	6	0	0
Owned by client, with ongoing housing subsidy	0	0	0	0	0
Owned by client, no ongoing housing subsidy	1	1	0	0	0
<b>Subtotal - Permanent Situations</b>	553	223	141	189	0
<b>Other Situations</b>					
No Exit Interview Completed	53	53	0	0	0
Other	7	5	0	2	0
Deceased	4	4	0	0	0
Client Doesn't Know/Prefers Not to Answer	0	0	0	0	0
Data Not Collected	2	2	0	0	0
<b>Subtotal - Other Situations</b>	66	64	0	2	0
<b>Total</b>	2,550	2,049	251	250	0
Total persons exiting to positive housing destinations	558	227	141	190	0
Total persons whose destinations excluded them from the calculation	40	26	2	12	0
Percentage	22.23%	11.22%	56.63%	79.83%	0



Updated 10/1/2023: Rows reordered and grouped differently. Destinations with subsidies are now detailed in Q23d. Existing data has been updated to match new row order and relocated to Q23d as appropriate.

Numbers in *green italics* have been recalculated or weighted based on available totals.

### Q23d: Exit Destination – Subsidy Type of Persons Exiting to Rental by Client With An Ongoing Subsidy

	Total	Without Children	With Children and Adults	With Only Children	Unknown Household Type
GPD TIP housing subsidy	3	3	0	0	0
VASH housing subsidy	0	0	0	0	0
RRH or equivalent subsidy	28	25	3	0	0
HCV voucher (tenant or project based) (not dedicated)	1	1	0	0	0
Public housing unit	9	9	0	0	0
Rental by client, with other ongoing housing subsidy	7	4	3	0	0
Housing Stability Voucher	0	0	0	0	0
Family Unification Program Voucher (FUP)	0	0	0	0	0
Foster Youth to Independence Initiative (FYI)	0	0	0	0	0
Permanent Supportive Housing	10	10	0	0	0
Other permanent housing dedicated for formerly homeless persons	3	3	0	0	0
TOTAL	61	55	6	0	0

New as of 10/1/2023: Existing data from Q23c prior to 10/1/2023 has been relocated to Q23d as appropriate.

### Q23e: Exit Destination Type by Race and Ethnicity

	Total	American Indian, Alaska Native, or Indigenous	Asian or Asian American	Black, African American, or African	Hispanic/Latina/e/o	Middle Eastern or North African	Native Hawaiian or Pacific Islander	White	At Least 1 Race and Hispanic/Latina/e/o	Multi-racial (does not include Hispanic/Latina/e/o)	Unkno (Don't Know, Prefer not to Answer Data n Collec
Homeless Situations	1,623	25	21	338	143	2	6	545	520	19	4
Institutional Situations	77	0	1	12	13	0	0	22	28	1	0
Temporary Housing Situations	231	0	4	27	26	0	2	78	86	8	0
Permanent Housing Situations	553	5	5	99	51	0	0	131	257	3	2
Other	66	0	0	13	1	0	0	17	34	1	0
Total	2,550	30	31	489	234	2	8	793	925	32	6

New as of 10/1/2023.

**Q24a: Homelessness Prevention Housing Assessment at Exit**

	Total	Without Children	With Children and Adults	With Only Children	Unknown Household Type
Able to maintain the housing they had at project start—Without a subsidy	12	7	5	0	0
Able to maintain the housing they had at project start—With the subsidy they had at project start	0	0	0	0	0
Able to maintain the housing they had at project start—With an on-going subsidy acquired since project start	0	0	0	0	0
Able to maintain the housing they had at project start—Only with financial assistance other than a subsidy	0	0	0	0	0
Moved to new housing unit—With on-going subsidy	0	0	0	0	0
Moved to new housing unit—Without an on-going subsidy	0	0	0	0	0
Moved in with family/friends on a temporary basis	0	0	0	0	0
Moved in with family/friends on a permanent basis	0	0	0	0	0
Moved to a transitional or temporary housing facility or program	0	0	0	0	0
Client became homeless – moving to a shelter or other place unfit for human habitation	0	0	0	0	0
Jail/prison	0	0	0	0	0
Deceased	0	0	0	0	0
Client Doesn't Know/Prefers Not to Answer	0	0	0	0	0
Data not collected (no exit interview completed)	0	0	0	0	0
Total	12	7	5	0	0

**Q24d: Language of Persons Requiring Translation Assistance**

Language Response (Top 20 Languages Selected)	Total Persons Requiring Translation Assistance	Language Name <sup>1</sup>
Different Preferred Language	24	
Total	24	

New as of 10/1/2023.

<sup>1</sup>This lookup is provided by Sage. The CSV upload contains only the response code.**Q25a: Number of Veterans**

	Total	Without Children	With Children and Adults	Unknown Household Type
Chronically Homeless Veteran	18	18	0	0
Non-Chronically Homeless Veteran	47	47	0	0
Not a Veteran	2,451	2,323	128	0
Client Doesn't Know/Prefers Not to Answer	1	1	0	0
Data Not Collected	7	7	0	0
Total	2,524	2,396	128	0

**Q26b: Number of Chronically Homeless Persons by Household**

	Total	Without Children	With Children and Adults	With Only Children	Unknown Household Type
Chronically Homeless	672	658	12	2	0
Not Chronically Homeless	2,272	1,726	315	231	0
Client Doesn't Know/Prefers Not to Answer	2	2	0	0	0
Data Not Collected	47	10	13	24	0
Total	2,993	2,396	340	257	0



## Submission Overview: ESG: CAPER

Report: CAPER

Period: 7/1/2023 - 6/30/2024

Your user level here: Data Entry and Account Admin

---

Step 1: Dates

7/1/2023 to 6/30/2024

---

Step 2: Contact Information

First Name	Sterlon
Middle Name	
Last Name	Sims
Suffix	
Title	Supervising Development Specialist
Street Address 1	3403 Tenth Street
Street Address 2	Suite 300
City	Riverside
State	California
ZIP Code	92501
E-mail Address	ssims@rivco.org
Phone Number	(951)955-5938
Extension	
Fax Number	

---

Step 4: Grant Information

## Emergency Shelter Rehab/Conversion

Did you create additional shelter beds/units through an ESG-funded rehab project

No

Did you create additional shelter beds/units through an ESG-funded conversion project

No

## Data Participation Information

Are there any funded projects, except HMIS or Admin, which are not listed on the Project Links and Uploads form? This includes projects in the HMIS and from VSP

No



## HUD ESG CAPER - CSV upload only

Report: CAPER

Period: Your user level here: Data Entry and Account Admin

## Q04a: Project Identifiers in HMIS

Organization Name	Organization ID	Project Name	Project ID	HMIS Project Type	RRH Subtype	Coordinated Entry Access Point	Affiliated with a residential project	Project IDs of affiliations	CoC Number	Geocode	Victim Service Provider	HMIS Software Name and Version Number
Coachella Valley Rescue Missio	24	CVRM ESG-6,258-23 Rapid Rehous	470	13	2	0			CA-608	069065	0	Clarity HS

CSV uploads containing multiple project rows in Q4 will display as separate rows here using the same value in Project Info Row ID.

## Q05a: Report Validations Table

Category	Count of Clients for DQ	Count of Clients
Total Number of Persons Served	12	12
Number of Adults (Age 18 or Over)	12	12
Number of Children (Under Age 18)	0	0
Number of Persons with Unknown Age	0	0
Number of Leavers	12	12
Number of Adult Leavers	12	12
Number of Adult and Head of Household Leavers	12	12
Number of Stayers	0	0
Number of Adult Stayers	0	0
Number of Veterans	0	0
Number of Chronically Homeless Persons	7	7
Number of Youth Under Age 25	0	0
Number of Parenting Youth Under Age 25 with Children	0	0
Number of Adult Heads of Household	12	12
Number of Child and Unknown-Age Heads of Household	0	0
Heads of Households and Adult Stayers in the Project 365 Days or More	0	0

Effective 1/1/2023, this question includes separate columns for totals relevant to the DQ questions and totals relevant to the entire APR. Data uploaded prior to 1/1/2023 has been bulk updated to use the same totals for both columns in order to support calculations in the Aggregator.

**Q06a: Data Quality: Personally Identifying Information**

	Client Doesn't Know/Prefers Not to Answer	Information Missing	Data Issues	Total	% of Issue Rate
Name	0	0	0	0	0%
Social Security Number	0	0	0	0	0%
Date of Birth	0	0	0	0	0%
Race/Ethnicity	0	0	0	0	0%
Gender	0	0	0	0	0%
Overall Score	0	0	0	0	0%

New as of 10/1/2023.

Numbers in *green italics* have been recalculated or weighted based on available totals.**Q06b: Data Quality: Universal Data Elements**

Data Element	Client Doesn't Know/Prefers Not to Answer	Information Missing	Data Issues	Total	% of Issue Rate
Veteran Status	0	0	0	0	0%
Project Start Date	0	0	0	0	0%
Relationship to Head of Household	0	0	0	0	0%
Enrollment CoC	0	0	12	12	100.00%
Disabling Condition	0	0	0	0	0%

Numbers in *green italics* have been recalculated or weighted based on available totals.**Q06c: Data Quality: Income and Housing Data Quality**

Data Element	Client Doesn't Know/Prefers Not to Answer	Information Missing	Data Issues	Total	% of Error Rate
Destination	0	0	0	0	0%
Income and Sources at Start	0	0	0	0	0%
Income and Sources at Annual Assessment	0	0	0	0	0%
Income and Sources at Exit	0	0	0	0	0%

Numbers in *green italics* have been recalculated or weighted based on available totals.**Q06d: Data Quality: Chronic Homelessness**

Entering into project type	Count of Total Records	Missing Time in Institution	Missing Time in Housing	Approximate Date Started DK/R/missing	Number of Times DK/R/missing	Number of Months DK/R/missing	% of Records Unable to Calculate
ES-EE, ES-NbN, SH, Street Outreach	0	0	0	0	0	0	0
TH	0	0	0	0	0	0	0
PH (All)	12	0	0	0	0	0	0
CE	0	0	0	0	0	0	0
SSO, Day Shelter, HP	0	0	0	0	0	0	0
Total	12	0	0	0	0	0	0

Numbers in *green italics* have been recalculated or weighted based on available totals.



**Q06e: Data Quality: Timeliness**

Time for Record Entry	Number of Project Start Records	Number of Project Exit Records
< 0 days	1	0
0 days	4	3
1-3 Days	6	0
4-6 Days	0	2
7-10 Days	1	1
11+ Days	0	6

**Q06f: Data Quality: Inactive Records: Street Outreach & Emergency Shelter**

Data Element	# of Records	# of Inactive Records	% of Inactive Records
Contact (Adults and Heads of Household in Street Outreach or ES - NbN)	0	0	0
Bed Night (All Clients in ES - NbN)	0	0	0

Numbers in *green italics* have been recalculated or weighted based on available totals.

**Q07a: Number of Persons Served**

	Total	Without Children	With Children and Adults	With Only Children	Unknown Household Type
Adults	12	12	0	0	0
Children	0	0	0	0	0
Client Doesn't Know/Prefers Not to Answer	0	0	0	0	0
Data Not Collected	0	0	0	0	0
Total	12	12	0	0	0
For PSH & RRH – the total persons served who moved into housing	6	6	0	0	0

**Q07b: Point-in-Time Count of Persons on the Last Wednesday**

	Total	Without Children	With Children and Adults	With Only Children	Unknown Household Type
January	6	6	0	0	0
April	6	6	0	0	0
July	0	0	0	0	0
October	0	0	0	0	0

**Q08a: Households Served**

	Total	Without Children	With Children and Adults	With Only Children	Unknown Household Type
Total Households	12	12	0	0	0
For PSH & RRH – the total households served who moved into housing	6	6	0	0	0

**Q08b: Point-in-Time Count of Households on the Last Wednesday**

	Total	Without Children	With Children and Adults	With Only Children	Unknown Household Type
January	6	6	0	0	0
April	6	6	0	0	0
July	0	0	0	0	0
October	0	0	0	0	0

**Q09a: Number of Persons Contacted**

Number of Persons Contacted	All Persons Contacted	First contact – NOT staying on the Streets, ES-EE, ES-NbN, or SH	First contact – WAS staying on Streets, ES-EE, ES-NbN, or SH	First contact – Worker unable to determine
Once	0	0	0	0
2-5 Times	0	0	0	0
6-9 Times	0	0	0	0
10+ Times	0	0	0	0
Total Persons Contacted	0	0	0	0

**Q09b: Number of Persons Newly Engaged**

Number of Persons Engaged	All Persons Contacted	First contact – NOT staying on the Streets, ES-EE, ES-NbN, or SH	First contact – WAS staying on Streets, ES-EE, ES-NbN, or SH	First contact – Worker unable to determine
Once	0	0	0	0
2-5 Contacts	0	0	0	0
6-9 Contacts	0	0	0	0
10+ Contacts	0	0	0	0
Total Persons Engaged	0	0	0	0
Rate of Engagement	0	0	0	0

Numbers in *green italics* have been recalculated or weighted based on available totals.

**Q10a: Gender**

	Total	Without Children	With Children and Adults	With Only Children	Unknown Household Type
Woman	7	7	0	0	0
Man	5	5	0	0	0
Culturally Specific Identity	0	0	0	0	0
Transgender	0	0	0	0	0
Non-Binary	0	0	0	0	0
Questioning	0	0	0	0	0
Different Identity	0	0	0	0	0
Woman/Man	0	0	0	0	0
Woman/Culturally Specific Identity	0	0	0	0	0
Woman/Transgender	0	0	0	0	0
Woman/Non-Binary	0	0	0	0	0
Woman/Questioning	0	0	0	0	0
Woman/Different Identity	0	0	0	0	0
Man/Culturally Specific Identity	0	0	0	0	0
Man/Transgender	0	0	0	0	0
Man/Non-Binary	0	0	0	0	0
Man/Questioning	0	0	0	0	0
Man/Different Identity	0	0	0	0	0
Culturally Specific Identity/Transgender	0	0	0	0	0
Culturally Specific Identity/Non-Binary	0	0	0	0	0
Culturally Specific Identity/Questioning	0	0	0	0	0
Culturally Specific Identity/Different Identity	0	0	0	0	0
Transgender/Non-Binary	0	0	0	0	0
Transgender/Questioning	0	0	0	0	0
Transgender/Different Identity	0	0	0	0	0
Non-Binary/Questioning	0	0	0	0	0
Non-Binary/Different Identity	0	0	0	0	0
Questioning/Different Identity	0	0	0	0	0
More than 2 Gender Identities Selected	0	0	0	0	0
Client Doesn't Know/Prefers Not to Answer	0	0	0	0	0
Data Not Collected	0	0	0	0	0
<b>Total</b>	<b>12</b>	<b>12</b>	<b>0</b>	<b>0</b>	<b>0</b>

New as of 10/1/2023.



**Q10d: Gender by Age Ranges**

	Total	Under Age 18	Age 18-24	Age 25-64	Age 65+	Client Doesn't Know/Prefers Not to Answer	Data Not Collected
Woman	7	0	0	7	0	0	0
Man	5	0	0	4	1	0	0
Culturally Specific Identity	0	0	0	0	0	0	0
Transgender	0	0	0	0	0	0	0
Non-Binary	0	0	0	0	0	0	0
Questioning	0	0	0	0	0	0	0
Different Identity	0	0	0	0	0	0	0
Woman/Man	0	0	0	0	0	0	0
Woman/Culturally Specific Identity	0	0	0	0	0	0	0
Woman/Transgender	0	0	0	0	0	0	0
Woman/Non-Binary	0	0	0	0	0	0	0
Woman/Questioning	0	0	0	0	0	0	0
Woman/Different Identity	0	0	0	0	0	0	0
Man/Culturally Specific Identity	0	0	0	0	0	0	0
Man/Transgender	0	0	0	0	0	0	0
Man/Non-Binary	0	0	0	0	0	0	0
Man/Questioning	0	0	0	0	0	0	0
Man/Different Identity	0	0	0	0	0	0	0
Culturally Specific Identity/Transgender	0	0	0	0	0	0	0
Culturally Specific Identity/Non-Binary	0	0	0	0	0	0	0
Culturally Specific Identity/Questioning	0	0	0	0	0	0	0
Culturally Specific Identity/Different Identity	0	0	0	0	0	0	0
Transgender/Non-Binary	0	0	0	0	0	0	0
Transgender/Questioning	0	0	0	0	0	0	0
Transgender/Different Identity	0	0	0	0	0	0	0
Non-Binary/Questioning	0	0	0	0	0	0	0
Non-Binary/Different Identity	0	0	0	0	0	0	0
Questioning/Different Identity	0	0	0	0	0	0	0
More than 2 Gender Identities Selected	0	0	0	0	0	0	0
Client Doesn't Know/Prefers Not to Answer	0	0	0	0	0	0	0
Data Not Collected	0	0	0	0	0	0	0
<b>Total</b>	12	0	0	11	1	0	0

New as of 10/1/2023.

**Q11: Age**

	Total	Without Children	With Children and Adults	With Only Children	Unknown Household Type
Under 5	0	0	0	0	0
5-12	0	0	0	0	0
13-17	0	0	0	0	0
18-24	0	0	0	0	0
25-34	2	2	0	0	0
35-44	5	5	0	0	0
45-54	2	2	0	0	0
55-64	2	2	0	0	0
65+	1	1	0	0	0
Client Doesn't Know/Prefers Not to Answer	0	0	0	0	0
Data Not Collected	0	0	0	0	0
<b>Total</b>	12	12	0	0	0

New as of 10/1/2023.

**Q12: Race and Ethnicity**

	Total	Without Children	With Children and Adults	With Only Children	Unknown Household Type
American Indian, Alaska Native, or Indigenous	0	0	0	0	0
Asian or Asian American	0	0	0	0	0
Black, African American, or African	2	2	0	0	0
Hispanic/Latina/e/o	0	0	0	0	0
Middle Eastern or North African	0	0	0	0	0
Native Hawaiian or Pacific Islander	0	0	0	0	0
White	5	5	0	0	0
Asian or Asian American & American Indian, Alaska Native, or Indigenous	0	0	0	0	0
Black, African American, or African & American Indian, Alaska Native, or Indigenous	0	0	0	0	0
Hispanic/Latina/e/o & American Indian, Alaska Native, or Indigenous	0	0	0	0	0
Middle Eastern or North African & American Indian, Alaska Native, or Indigenous	0	0	0	0	0
Native Hawaiian or Pacific Islander & American Indian, Alaska Native, or Indigenous	0	0	0	0	0
White & American Indian, Alaska Native, or Indigenous	0	0	0	0	0
Black, African American, or African & Asian or Asian American	0	0	0	0	0
Hispanic/Latina/e/o & Asian or Asian American	0	0	0	0	0
Middle Eastern or North African & Asian or Asian American	0	0	0	0	0
Native Hawaiian or Pacific Islander & Asian or Asian American	0	0	0	0	0
White & Asian or Asian American	0	0	0	0	0
Hispanic/Latina/e/o & Black, African American, or African	0	0	0	0	0
Middle Eastern or North African & Black, African American, or African	0	0	0	0	0
Native Hawaiian or Pacific Islander & Black, African American, or African	0	0	0	0	0
White & Black, African American, or African	0	0	0	0	0
Middle Eastern or North African & Hispanic/Latina/e/o	0	0	0	0	0
Native Hawaiian or Pacific Islander & Hispanic/Latina/e/o	0	0	0	0	0
White & Hispanic/Latina/e/o	5	5	0	0	0
Native Hawaiian or Pacific Islander & Middle Eastern or North African	0	0	0	0	0
White & Middle Eastern or North African	0	0	0	0	0
White & Native Hawaiian or Pacific Islander	0	0	0	0	0
Multiracial – more than 2 races/ethnicity, with one being Hispanic/Latina/e/o	0	0	0	0	0
Multiracial – more than 2 races, where no option is Hispanic/Latina/e/o	0	0	0	0	0
Client Doesn't Know/Prefers Not to Answer	0	0	0	0	0
Data Not Collected	0	0	0	0	0
<b>Total</b>	<b>12</b>	<b>12</b>	<b>0</b>	<b>0</b>	<b>0</b>

New as of 10/1/2023.

**Q13a1: Physical and Mental Health Conditions at Start**

	Total Persons	Without Children	Adults in HH with Children & Adults	Children in HH with Children & Adults	With Children and Adults ☞	With Only Children	Unknown Household Type
Mental Health Disorder	4	4	0	0	0	0	0
Alcohol Use Disorder	0	0	0	0	0	0	0
Drug Use Disorder	3	3	0	0	0	0	0
Both Alcohol Use and Drug Use Disorders	2	2	0	0	0	0	0
Chronic Health Condition	3	3	0	0	0	0	0
HIV/AIDS	0	0	0	0	0	0	0
Developmental Disability	2	2	0	0	0	0	0
Physical Disability	2	2	0	0	0	0	0

☞ The "With Children and Adults" column is retired as of 10/1/2019 and replaced with the columns "Adults in HH with Children & Adults" and "Children in HH with Children & Adults".

**Q13b1: Physical and Mental Health Conditions at Exit**

	Total Persons	Without Children	Adults in HH with Children & Adults	Children in HH with Children & Adults	With Children and Adults ☞	With Only Children	Unknown Household Type
Mental Health Disorder	4	4	0	0	0	0	0
Alcohol Use Disorder	0	0	0	0	0	0	0
Drug Use Disorder	3	3	0	0	0	0	0
Both Alcohol Use and Drug Use Disorders	2	2	0	0	0	0	0
Chronic Health Condition	3	3	0	0	0	0	0
HIV/AIDS	0	0	0	0	0	0	0
Developmental Disability	2	2	0	0	0	0	0
Physical Disability	2	2	0	0	0	0	0

☞ The "With Children and Adults" column is retired as of 10/1/2019 and replaced with the columns "Adults in HH with Children & Adults" and "Children in HH with Children & Adults".

**Q13c1: Physical and Mental Health Conditions for Stayers**

	Total Persons	Without Children	Adults in HH with Children & Adults	Children in HH with Children & Adults	With Children and Adults ☞	With Only Children	Unknown Household Type
Mental Health Disorder	0	0	0	0	0	0	0
Alcohol Use Disorder	0	0	0	0	0	0	0
Drug Use Disorder	0	0	0	0	0	0	0
Both Alcohol Use and Drug Use Disorders	0	0	0	0	0	0	0
Chronic Health Condition	0	0	0	0	0	0	0
HIV/AIDS	0	0	0	0	0	0	0
Developmental Disability	0	0	0	0	0	0	0
Physical Disability	0	0	0	0	0	0	0

☞ The "With Children and Adults" column is retired as of 10/1/2019 and replaced with the columns "Adults in HH with Children & Adults" and "Children in HH with Children & Adults".

**Q14a: History of Domestic Violence, Sexual Assault, Dating Violence, Stalking, or Human Trafficking**

	Total	Without Children	With Children and Adults	With Only Children	Unknown Household Type
Yes	2	2	0	0	0
No	10	10	0	0	0
Client Doesn't Know/Prefers Not to Answer	0	0	0	0	0
Data Not Collected	0	0	0	0	0
Total	12	12	0	0	0

**Q14b: Most recent experience of domestic violence, sexual assault, dating violence, stalking, or human trafficking**

	Total	Without Children	With Children and Adults	With Only Children	Unknown Household Type
Within the past three months	0	0	0	0	0
Three to six months ago	0	0	0	0	0
Six months to one year	0	0	0	0	0
One year ago, or more	2	2	0	0	0
Client Doesn't Know/Prefers Not to Answer	0	0	0	0	0
Data Not Collected	0	0	0	0	0
Total	2	2	0	0	0

New as of 10/1/2023.

**Q15: Living Situation**

	Total	Without Children	With Children and Adults	With Only Children	Unknown Household Type
<b>Homeless Situations</b>					
Place not meant for habitation	3	3	0	0	0
Emergency shelter, including hotel or motel paid for with emergency shelter voucher, Host Home shelter	8	8	0	0	0
Safe Haven	1	1	0	0	0
<b>Subtotal - Homeless Situations</b>	<b>12</b>	<b>12</b>	<b>0</b>	<b>0</b>	<b>0</b>
<b>Institutional Situations</b>					
Foster care home or foster care group home	0	0	0	0	0
Hospital or other residential non-psychiatric medical facility	0	0	0	0	0
Jail, prison, or juvenile detention facility	0	0	0	0	0
Long-term care facility or nursing home	0	0	0	0	0
Psychiatric hospital or other psychiatric facility	0	0	0	0	0
Substance abuse treatment facility or detox center	0	0	0	0	0
<b>Subtotal - Institutional Situations</b>	<b>0</b>	<b>0</b>	<b>0</b>	<b>0</b>	<b>0</b>
<b>Temporary Situations</b>					
Transitional housing for homeless persons (including homeless youth)	0	0	0	0	0
Residential project or halfway house with no homeless criteria	0	0	0	0	0
Hotel or motel paid for without emergency shelter voucher	0	0	0	0	0
Host Home (non-crisis)	0	0	0	0	0
Staying or living in a friend's room, apartment, or house	0	0	0	0	0
Staying or living in a family member's room, apartment, or house	0	0	0	0	0
<b>Subtotal - Temporary Situations</b>	<b>0</b>	<b>0</b>	<b>0</b>	<b>0</b>	<b>0</b>
<b>Permanent Situations</b>					
Rental by client, no ongoing housing subsidy	0	0	0	0	0
Rental by client, with ongoing housing subsidy	0	0	0	0	0
Owned by client, with ongoing housing subsidy	0	0	0	0	0
Owned by client, no ongoing housing subsidy	0	0	0	0	0
<b>Subtotal - Permanent Situations</b>	<b>0</b>	<b>0</b>	<b>0</b>	<b>0</b>	<b>0</b>
Client Doesn't Know/Prefers Not to Answer	0	0	0	0	0
Data Not Collected	0	0	0	0	0
<b>Subtotal - Other Situations</b>	<b>0</b>	<b>0</b>	<b>0</b>	<b>0</b>	<b>0</b>
<b>TOTAL</b>	<b>12</b>	<b>12</b>	<b>0</b>	<b>0</b>	<b>0</b>

**Updated 10/1/2023:** Rows reordered and grouped differently. New "Rental by client, with ongoing housing subsidy" row includes data previously reported under separate subsidy types.

🔗 Interim housing is retired as of 10/1/2019.

**Q16: Cash Income - Ranges**

	Income at Start	Income at Latest Annual Assessment for Stayers	Income at Exit for Leavers
No income	0	0	0
\$1 - \$150	0	0	0
\$151 - \$250	0	0	0
\$251 - \$500	1	0	1
\$501 - \$1000	1	0	1
\$1,001 - \$1,500	3	0	3
\$1,501 - \$2,000	2	0	2
\$2,001+	5	0	5
Client Doesn't Know/Prefers Not to Answer	0	0	0
Data Not Collected	0	0	0
Number of Adult Stayers Not Yet Required to Have an Annual Assessment	0	0	0
Number of Adult Stayers Without Required Annual Assessment	0	0	0
Total Adults	12	0	12

**Q17: Cash Income - Sources**

	Income at Start	Income at Latest Annual Assessment for Stayers	Income at Exit for Leavers
Earned Income	9	0	9
Unemployment Insurance	0	0	0
Supplemental Security Income (SSI)	0	0	0
Social Security Disability Insurance (SSDI)	1	0	1
VA Service-Connected Disability Compensation	0	0	0
VA Non-Service Connected Disability Pension	0	0	0
Private Disability Insurance	0	0	0
Worker's Compensation	0	0	0
Temporary Assistance for Needy Families (TANF)	0	0	0
General Assistance (GA)	0	0	0
Retirement Income from Social Security	1	0	1
Pension or retirement income from a former job	0	0	0
Child Support	0	0	0
Alimony and other spousal support	0	0	0
Other Source	2	0	2
Adults with Income Information at Start and Annual Assessment/Exit	0	0	12

## Q19b: Disabling Conditions and Income for Adults at Exit

	AO: Adult with Disabling Condition	AO: Adult without Disabling Condition	AO: Total Adults	AO: % with Disabling Condition by Source	AC: Adult with Disabling Condition	AC: Adult without Disabling Condition	AC: Total Adults	AC: % with Disabling Condition by Source	UK: Adult with Disabling Condition	UK: Adult without Disabling Condition	UK: Total Adults	UK: % with Disabling Condition by Source
Earned Income	5	4	9	<i>55.56%</i>	0	0	0	<i>0</i>	0	0	0	<i>0</i>
Unemployment Insurance	0	0	0	<i>0</i>	0	0	0	<i>0</i>	0	0	0	<i>0</i>
Supplemental Security Income (SSI)	0	0	0	<i>0</i>	0	0	0	<i>0</i>	0	0	0	<i>0</i>
Social Security Disability Insurance (SSDI)	1	0	1	<i>100.00%</i>	0	0	0	<i>0</i>	0	0	0	<i>0</i>
VA Service-Connected Disability Compensation	0	0	0	<i>0</i>	0	0	0	<i>0</i>	0	0	0	<i>0</i>
VA Non-Service-Connected Disability Pension	0	0	0	<i>0</i>	0	0	0	<i>0</i>	0	0	0	<i>0</i>
Private Disability Insurance	0	0	0	<i>0</i>	0	0	0	<i>0</i>	0	0	0	<i>0</i>
Worker's Compensation	0	0	0	<i>0</i>	0	0	0	<i>0</i>	0	0	0	<i>0</i>
Temporary Assistance for Needy Families (TANF)	0	0	0	<i>0</i>	0	0	0	<i>0</i>	0	0	0	<i>0</i>
General Assistance (GA)	0	0	0	<i>0</i>	0	0	0	<i>0</i>	0	0	0	<i>0</i>
Retirement Income from Social Security	1	0	1	<i>100.00%</i>	0	0	0	<i>0</i>	0	0	0	<i>0</i>
Pension or retirement income from a former job	0	0	0	<i>0</i>	0	0	0	<i>0</i>	0	0	0	<i>0</i>
Child Support	0	0	0	<i>0</i>	0	0	0	<i>0</i>	0	0	0	<i>0</i>
Alimony and other spousal support	0	0	0	<i>0</i>	0	0	0	<i>0</i>	0	0	0	<i>0</i>
Other source	2	0	2	<i>100.00%</i>	0	0	0	<i>0</i>	0	0	0	<i>0</i>
No Sources	0	0	0	<i>0</i>	0	0	0	<i>0</i>	0	0	0	<i>0</i>
Unduplicated Total Adults	8	4	12		0	0	0		0	0	0	

Numbers in *green italics* have been recalculated or weighted based on available totals.



**Q20a: Type of Non-Cash Benefit Sources**

	Benefit at Start	Benefit at Latest Annual Assessment for Stayers	Benefit at Exit for Leavers
Supplemental Nutrition Assistance Program (SNAP) (Previously known as Food Stamps)	0	0	0
Special Supplemental Nutrition Program for Women, Infants, and Children (WIC)	0	0	0
TANF Child Care Services	0	0	0
TANF Transportation Services	0	0	0
Other TANF-Funded Services	0	0	0
Other Source	11	0	11

**Q21: Health Insurance**

	At Start	At Annual Assessment for Stayers	At Exit for Leavers
MEDICAID	1	0	1
MEDICARE	8	0	8
State Children's Health Insurance Program	0	0	0
Veteran's Health Administration (VHA)	0	0	0
Employer-Provided Health Insurance	0	0	0
Health Insurance obtained through COBRA	0	0	0
Private Pay Health Insurance	0	0	0
State Health Insurance for Adults	0	0	0
Indian Health Services Program	0	0	0
Other	2	0	2
No Health Insurance	2	0	2
Client Doesn't Know/Prefers Not to Answer	0	0	0
Data Not Collected	0	0	0
Number of Stayers Not Yet Required to Have an Annual Assessment	0	0	0
1 Source of Health Insurance	9	0	9
More than 1 Source of Health Insurance	1	0	1

**Q22a2: Length of Participation – ESG Projects**

	Total	Leavers	Stayers
0 to 7 days	1	1	0
8 to 14 days	0	0	0
15 to 21 days	0	0	0
22 to 30 days	0	0	0
31 to 60 days	4	4	0
61 to 90 days	0	0	0
91 to 180 days	3	3	0
181 to 365 days	4	4	0
366 to 730 days (1-2 Yrs)	0	0	0
731 to 1,095 days (2-3 Yrs)	0	0	0
1,096 to 1,460 days (3-4 Yrs)	0	0	0
1,461 to 1,825 days (4-5 Yrs)	0	0	0
More than 1,825 days (> 5 Yrs)	0	0	0
Total	12	12	0

**Q22c: Length of Time between Project Start Date and Housing Move-in Date**

	Total	Without Children	With Children and Adults	With Only Children	Unknown Household Type
7 days or less	3	3	0	0	0
8 to 14 days	1	1	0	0	0
15 to 21 days	1	1	0	0	0
22 to 30 days	1	1	0	0	0
31 to 60 days	0	0	0	0	0
61 to 90 days	0	0	0	0	0
91 to 180 days	0	0	0	0	0
181 to 365 days	0	0	0	0	0
366 to 730 days (1-2 Yrs)	0	0	0	0	0
Total (persons moved into housing)	6	6	0	0	0
Average length of time to housing	11.00	11.00	0	0	0
Persons who were exited without move-in	6	6	0	0	0
Total persons	12	12	0	0	0

Numbers in *green italics* have been recalculated or weighted based on available totals.

**Q22d: Length of Participation by Household Type**

	Total	Without Children	With Children and Adults	With Only Children	Unknown Household Type
7 days or less	1	1	0	0	0
8 to 14 days	0	0	0	0	0
15 to 21 days	0	0	0	0	0
22 to 30 days	0	0	0	0	0
31 to 60 days	4	4	0	0	0
61 to 90 days	0	0	0	0	0
91 to 180 days	3	3	0	0	0
181 to 365 days	4	4	0	0	0
366 to 730 days (1-2 Yrs)	0	0	0	0	0
731 days or more	0	0	0	0	0
Total	12	12	0	0	0

**Q22e: Length of Time Prior to Housing - based on 3.917 Date Homelessness Started**

	Total	Without Children	With Children and Adults	With Only Children	Unknown Household Type
7 days or less	0	0	0	0	0
8 to 14 days	0	0	0	0	0
15 to 21 days	0	0	0	0	0
22 to 30 days	0	0	0	0	0
31 to 60 days	0	0	0	0	0
61 to 90 days	0	0	0	0	0
91 to 180 days	0	0	0	0	0
181 to 365 days	1	1	0	0	0
366 to 730 days (1-2 Yrs)	1	1	0	0	0
731 days or more	4	4	0	0	0
<b>Total</b>	6	6	0	0	0
Not yet moved into housing	6	6	0	0	0
Data not collected	0	0	0	0	0
<b>Total persons</b>	12	12	0	0	0

**Q22f: Length of Time between Project Start Date and Housing Move-in Date by Race and Ethnicity**

	American Indian, Alaska Native, or Indigenous	Asian or Asian American	Black, African American, or African	Hispanic/Latina/e/o	Middle Eastern or North African	Native Hawaiian or Pacific Islander	White	At Least 1 Race and Hispanic/Latina/e/o	Multi-racial (does not include Hispanic/Latina/e/o)	Unknown (Don't Know, Preferred not to Answer, Data not Collected)
<b>Persons Moved Into Housing</b>	0	0	1	0	0	0	4	1	0	0
<b>Persons Exited Without Move-In</b>	0	0	0	0	0	0	0	0	0	0
<b>Average time to Move-In</b>	0	0	9.00	0	0	0	14.00	0	0	0
<b>Median time to Move-In</b>	0.00	0.00	9.00	0.00	0.00	0.00	13.00	0.00	0.00	0.00

New as of 10/1/2023.

**Q22g: Length of Time Prior to Housing by Race and Ethnicity - based on 3.917 Date Homelessness Started**

	American Indian, Alaska Native, or Indigenous	Asian or Asian American	Black, African American, or African	Hispanic/Latina/e/o	Middle Eastern or North African	Native Hawaiian or Pacific Islander	White	At Least 1 Race and Hispanic/Latina/e/o	Multi-racial (does not include Hispanic/Latina/e/o)	Unknown (Don't Know, Preferred not to Answer, Data not Collected)
Persons Moved Into Housing	0	0	1	0	0	0	4	1	0	0
Persons Not Yet Moved Into Housing	0	0	1	0	0	0	1	4	0	0
Average time to Move-In	0	0	1407.00	0	0	0	1076.00	1378.00	0	0
Median time to Move-In	0.00	0.00	1407.00	0.00	0.00	0.00	753.00	1378.00	0.00	0.00

New as of 10/1/2023.

**Q23c: Exit Destination**

	Total	Without Children	With Children and Adults	With Only Children	Unknown Household Type
<b>Homeless Situations</b>					
Place not meant for habitation (e.g., a vehicle, an abandoned building, bus/train/subway station/airport or anywhere outside)	0	0	0	0	0
Emergency shelter, including hotel or motel paid for with emergency shelter voucher, Host Home shelter	1	1	0	0	0
Safe Haven	0	0	0	0	0
<b>Subtotal - Homeless Situations</b>	<b>1</b>	<b>1</b>	<b>0</b>	<b>0</b>	<b>0</b>
<b>Institutional Situations</b>					
Foster care home or foster care group home	0	0	0	0	0
Hospital or other residential non-psychiatric medical facility	0	0	0	0	0
Jail, prison, or juvenile detention facility	0	0	0	0	0
Long-term care facility or nursing home	0	0	0	0	0
Psychiatric hospital or other psychiatric facility	0	0	0	0	0
Substance abuse treatment facility or detox center	0	0	0	0	0
<b>Subtotal - Institutional Situations</b>	<b>0</b>	<b>0</b>	<b>0</b>	<b>0</b>	<b>0</b>
<b>Temporary Situations</b>					
Transitional housing for homeless persons (including homeless youth)	0	0	0	0	0
Residential project or halfway house with no homeless criteria	0	0	0	0	0
Hotel or motel paid for without emergency shelter voucher	0	0	0	0	0
Host Home (non-crisis)	0	0	0	0	0
Staying or living with family, temporary tenure (e.g., room, apartment, or house)	0	0	0	0	0
Staying or living with friends, temporary tenure (e.g., room, apartment, or house)	0	0	0	0	0
Moved from one HOPWA funded project to HOPWA TH	0	0	0	0	0
<b>Subtotal - Temporary Situations</b>	<b>0</b>	<b>0</b>	<b>0</b>	<b>0</b>	<b>0</b>
<b>Permanent Situations</b>					
Staying or living with family, permanent tenure	0	0	0	0	0
Staying or living with friends, permanent tenure	0	0	0	0	0
Moved from one HOPWA funded project to HOPWA PH	0	0	0	0	0
Rental by client, no ongoing housing subsidy	1	1	0	0	0
Rental by client, with ongoing housing subsidy	6	6	0	0	0
Owned by client, with ongoing housing subsidy	0	0	0	0	0
Owned by client, no ongoing housing subsidy	0	0	0	0	0
<b>Subtotal - Permanent Situations</b>	<b>7</b>	<b>7</b>	<b>0</b>	<b>0</b>	<b>0</b>
<b>Other Situations</b>					
No Exit Interview Completed	0	0	0	0	0
Other	4	4	0	0	0
Deceased	0	0	0	0	0
Client Doesn't Know/Prefers Not to Answer	0	0	0	0	0
Data Not Collected	0	0	0	0	0
<b>Subtotal - Other Situations</b>	<b>4</b>	<b>4</b>	<b>0</b>	<b>0</b>	<b>0</b>
<b>Total</b>	<b>12</b>	<b>12</b>	<b>0</b>	<b>0</b>	<b>0</b>
Total persons exiting to positive housing destinations	7	7	0	0	0
Total persons whose destinations excluded them from the calculation	0	0	0	0	0
Percentage	58.33%	58.33%	0	0	0

Updated 10/1/2023: Rows reordered and grouped differently. Destinations with subsidies are now detailed in Q23d. Existing data has been updated to match new row order and relocated to Q23d as appropriate.

Numbers in *green italics* have been recalculated or weighted based on available totals.

### Q23d: Exit Destination – Subsidy Type of Persons Exiting to Rental by Client With An Ongoing Subsidy

	Total	Without Children	With Children and Adults	With Only Children	Unknown Household Type
GPD TIP housing subsidy	0	0	0	0	0
VASH housing subsidy	0	0	0	0	0
RRH or equivalent subsidy	6	6	0	0	0
HCV voucher (tenant or project based) (not dedicated)	0	0	0	0	0
Public housing unit	0	0	0	0	0
Rental by client, with other ongoing housing subsidy	0	0	0	0	0
Housing Stability Voucher	0	0	0	0	0
Family Unification Program Voucher (FUP)	0	0	0	0	0
Foster Youth to Independence Initiative (FYI)	0	0	0	0	0
Permanent Supportive Housing	0	0	0	0	0
Other permanent housing dedicated for formerly homeless persons	0	0	0	0	0
TOTAL	6	6	0	0	0

New as of 10/1/2023: Existing data from Q23c prior to 10/1/2023 has been relocated to Q23d as appropriate.

### Q23e: Exit Destination Type by Race and Ethnicity

	Total	American Indian, Alaska Native, or Indigenous	Asian or Asian American	Black, African American, or African	Hispanic/Latina/e/o	Middle Eastern or North African	Native Hawaiian or Pacific Islander	White	At Least 1 Race and Hispanic/Latina/e/o	Multi-racial (does not include Hispanic/Latina/e/o)	Unknown (Don't Know, Prefer not to Answer, Data not Collect)
Homeless Situations	1	0	0	0	0	0	0	0	1	0	0
Institutional Situations	0	0	0	0	0	0	0	0	0	0	0
Temporary Housing Situations	0	0	0	0	0	0	0	0	0	0	0
Permanent Housing Situations	7	0	0	2	0	0	0	4	1	0	0
Other	4	0	0	0	0	0	0	1	3	0	0
Total	12	0	0	2	0	0	0	5	5	0	0

New as of 10/1/2023.

**Q24a: Homelessness Prevention Housing Assessment at Exit**

	Total	Without Children	With Children and Adults	With Only Children	Unknown Household Type
Able to maintain the housing they had at project start--Without a subsidy	0	0	0	0	0
Able to maintain the housing they had at project start--With the subsidy they had at project start	0	0	0	0	0
Able to maintain the housing they had at project start--With an on-going subsidy acquired since project start	0	0	0	0	0
Able to maintain the housing they had at project start--Only with financial assistance other than a subsidy	0	0	0	0	0
Moved to new housing unit--With on-going subsidy	0	0	0	0	0
Moved to new housing unit--Without an on-going subsidy	0	0	0	0	0
Moved in with family/friends on a temporary basis	0	0	0	0	0
Moved in with family/friends on a permanent basis	0	0	0	0	0
Moved to a transitional or temporary housing facility or program	0	0	0	0	0
Client became homeless - moving to a shelter or other place unfit for human habitation	0	0	0	0	0
Jail/prison	0	0	0	0	0
Deceased	0	0	0	0	0
Client Doesn't Know/Prefers Not to Answer	0	0	0	0	0
Data not collected (no exit interview completed)	0	0	0	0	0
Total	0	0	0	0	0

**Q24d: Language of Persons Requiring Translation Assistance**

Language Response (Top 20 Languages Selected)	Total Persons Requiring Translation Assistance	Language Name <sup>1</sup>
Different Preferred Language	0	
Total	0	

New as of 10/1/2023. The output of the languages has been sorted from most to least requested.  
<sup>1</sup>Language name lookup is provided by Sage. The CSV upload contains only the first two columns.

**Q25a: Number of Veterans**

	Total	Without Children	With Children and Adults	Unknown Household Type
Chronically Homeless Veteran	0	0	0	0
Non-Chronically Homeless Veteran	0	0	0	0
Not a Veteran	12	12	0	0
Client Doesn't Know/Prefers Not to Answer	0	0	0	0
Data Not Collected	0	0	0	0
Total	12	12	0	0

**Q26b: Number of Chronically Homeless Persons by Household**

	Total	Without Children	With Children and Adults	With Only Children	Unknown Household Type
Chronically Homeless	7	7	0	0	0
Not Chronically Homeless	5	5	0	0	0
Client Doesn't Know/Prefers Not to Answer	0	0	0	0	0
Data Not Collected	0	0	0	0	0
Total	12	12	0	0	0





## HUD ESG CAPER - CSV upload only

Report: CAPER

Period: Your user level here: Data Entry and Account Admin

## Q04a: Project Identifiers in HMIS

Organization Name	Organization ID	Project Name	Project ID	HMIS Project Type	Method for Tracking ES	Affiliated with a residential project	Project IDs of affiliations	CoC Number	Geocode	Victim Service Provider	HMIS Software Name	Report Start Date	Report End Date
Coachella Valley Rescue Missio	24	CVRM Overnight Shelter	72	0				CA-608	069065	0	Clarity HS	2023-07-01	2023-07-01

CSV uploads containing multiple project rows in Q4 will display as separate rows here using the same value in Project Info Row ID.

## Q05a: Report Validations Table

Category	Count of Clients for DQ	Count of Clients
Total Number of Persons Served	1,217	1,217
Number of Adults (Age 18 or Over)	1,200	1,200
Number of Children (Under Age 18)	17	17
Number of Persons with Unknown Age	0	0
Number of Leavers	965	965
Number of Adult Leavers	953	953
Number of Adult and Head of Household Leavers	953	953
Number of Stayers	252	252
Number of Adult Stayers	247	247
Number of Veterans	31	31
Number of Chronically Homeless Persons	259	259
Number of Youth Under Age 25	116	116
Number of Parenting Youth Under Age 25 with Children	2	2
Number of Adult Heads of Household	1,200	1,200
Number of Child and Unknown-Age Heads of Household	0	0
Heads of Households and Adult Stayers in the Project 365 Days or More	12	12

Effective 1/1/2023, this question includes separate columns for totals relevant to the DQ questions and totals relevant to the entire APR. Data uploaded prior to 1/1/2023 has been bulk updated to use the same totals for both columns in order to support calculations in the Aggregator.



**Q06a: Data Quality: Personally Identifying Information**

	Client Doesn't Know/Prefers Not to Answer	Information Missing	Data Issues	Total	% of Issue Rate
Name	0	10	0	10	0.82%
Social Security Number	1	0	3	4	0.33%
Date of Birth	0	0	10	10	0.82%
Race/Ethnicity	2	0	0	2	0.16%
Gender	0	0	0	0	0%
Overall Score	0	0	0	20	1.64%

New as of 10/1/2023.

Numbers in *green italics* have been recalculated or weighted based on available totals.**Q06b: Data Quality: Universal Data Elements**

Data Element	Client Doesn't Know/Prefers Not to Answer	Information Missing	Data Issues	Total	% of Issue Rate
Veteran Status	0	1	0	1	0.08%
Project Start Date	0	0	0	0	0%
Relationship to Head of Household	0	0	1	1	0.08%
Enrollment CoC	0	0	0	0	0%
Disabling Condition	0	0	1	1	0.08%

Numbers in *green italics* have been recalculated or weighted based on available totals.**Q06c: Data Quality: Income and Housing Data Quality**

Data Element	Client Doesn't Know/Prefers Not to Answer	Information Missing	Data Issues	Total	% of Error Rate
Destination	0	2	0	2	0.21%
Income and Sources at Start	0	0	1	1	0.08%
Income and Sources at Annual Assessment	0	12	0	12	100.00%
Income and Sources at Exit	0	0	1	1	0.10%

Numbers in *green italics* have been recalculated or weighted based on available totals.**Q06d: Data Quality: Chronic Homelessness**

Entering into project type	Count of Total Records	Missing Time in Institution	Missing Time in Housing	Approximate Date Started DK/R/missing	Number of Times DK/R/missing	Number of Months DK/R/missing	% of Records Unable to Calculate
ES-EE, ES-NbN, SH, Street Outreach	1,200	0	0	7	7	12	1.00%
TH	0	0	0	0	0	0	0
PH (All)	0	0	0	0	0	0	0
CE	0	0	0	0	0	0	0
SSO, Day Shelter, HP	0	0	0	0	0	0	0
Total	1,200	0	0	0	0	0	1.00%

Numbers in *green italics* have been recalculated or weighted based on available totals.

**Q06: Data Quality: Timeliness**

Time for Record Entry	Number of Project Start Records	Number of Project Exit Records
< 0 days	9	55
0 days	1,030	819
1-3 Days	12	63
4-6 Days	3	4
7-10 Days	2	3
11+ Days	10	21

**Q06f: Data Quality: Inactive Records: Street Outreach & Emergency Shelter**

Data Element	# of Records	# of Inactive Records	% of Inactive Records
Contact (Adults and Heads of Household in Street Outreach or ES - NbN)	0	0	0
Bed Night (All Clients in ES - NbN)	0	0	0

Numbers in *green italics* have been recalculated or weighted based on available totals.

**Q07a: Number of Persons Served**

	Total	Without Children	With Children and Adults	With Only Children	Unknown Household Type
Adults	1,200	1,190	10	0	0
Children	17	0	16	1	0
Client Doesn't Know/Prefers Not to Answer	0	0	0	0	0
Data Not Collected	0	0	0	0	0
Total	1,217	1,190	26	1	0
For PSH & RRH – the total persons served who moved into housing	0	0	0	0	0

**Q07b: Point-in-Time Count of Persons on the Last Wednesday**

	Total	Without Children	With Children and Adults	With Only Children	Unknown Household Type
January	227	223	4	0	0
April	239	235	4	0	0
July	184	183	0	1	0
October	215	212	3	0	0

**Q08a: Households Served**

	Total	Without Children	With Children and Adults	With Only Children	Unknown Household Type
Total Households	1,200	1,190	10	0	0
For PSH & RRH – the total households served who moved into housing	0	0	0	0	0

**Q08b: Point-in-Time Count of Households on the Last Wednesday**

	Total	Without Children	With Children and Adults	With Only Children	Unknown Household Type
January	225	223	2	0	0
April	237	235	2	0	0
July	184	183	0	1	0
October	214	212	2	0	0

**Q09a: Number of Persons Contacted**

Number of Persons Contacted	All Persons Contacted	First contact – NOT staying on the Streets, ES-EE, ES-NbN, or SH	First contact – WAS staying on Streets, ES-EE, ES-NbN, or SH	First contact – Worker unable to determine
Once	0	0	0	0
2-5 Times	0	0	0	0
6-9 Times	0	0	0	0
10+ Times	0	0	0	0
Total Persons Contacted	0	0	0	0

**Q09b: Number of Persons Newly Engaged**

Number of Persons Engaged	All Persons Contacted	First contact – NOT staying on the Streets, ES-EE, ES-NbN, or SH	First contact – WAS staying on Streets, ES-EE, ES-NbN, or SH	First contact – Worker unable to determine
Once	0	0	0	0
2-5 Contacts	0	0	0	0
6-9 Contacts	0	0	0	0
10+ Contacts	0	0	0	0
Total Persons Engaged	0	0	0	0
Rate of Engagement	0	0	0	0

Numbers in *green italics* have been recalculated or weighted based on available totals.

**Q10a: Gender**

	Total	Without Children	With Children and Adults	With Only Children	Unknown Household Type
Woman	417	394	23	0	0
Man	786	782	3	1	0
Culturally Specific Identity	0	0	0	0	0
Transgender	1	1	0	0	0
Non-Binary	0	0	0	0	0
Questioning	0	0	0	0	0
Different Identity	0	0	0	0	0
Woman/Man	0	0	0	0	0
Woman/Culturally Specific Identity	0	0	0	0	0
Woman/Transgender	11	11	0	0	0
Woman/Non-Binary	0	0	0	0	0
Woman/Questioning	0	0	0	0	0
Woman/Different Identity	0	0	0	0	0
Man/Culturally Specific Identity	0	0	0	0	0
Man/Transgender	2	2	0	0	0
Man/Non-Binary	0	0	0	0	0
Man/Questioning	0	0	0	0	0
Man/Different Identity	0	0	0	0	0
Culturally Specific Identity/Transgender	0	0	0	0	0
Culturally Specific Identity/Non-Binary	0	0	0	0	0
Culturally Specific Identity/Questioning	0	0	0	0	0
Culturally Specific Identity/Different Identity	0	0	0	0	0
Transgender/Non-Binary	0	0	0	0	0
Transgender/Questioning	0	0	0	0	0
Transgender/Different Identity	0	0	0	0	0
Non-Binary/Questioning	0	0	0	0	0
Non-Binary/Different Identity	0	0	0	0	0
Questioning/Different Identity	0	0	0	0	0
More than 2 Gender Identities Selected	0	0	0	0	0
Client Doesn't Know/Prefers Not to Answer	0	0	0	0	0
Data Not Collected	0	0	0	0	0
<b>Total</b>	1,217	1,190	26	1	0

New as of 10/1/2023.

## Q10d: Gender by Age Ranges

	Total	Under Age 18	Age 18-24	Age 25-64	Age 65+	Client Doesn't Know/Prefers Not to Answer	Data Not Collected
Woman	417	13	41	343	20	0	0
Man	786	4	72	676	34	0	0
Culturally Specific Identity	0	0	0	0	0	0	0
Transgender	1	0	0	1	0	0	0
Non-Binary	0	0	0	0	0	0	0
Questioning	0	0	0	0	0	0	0
Different Identity	0	0	0	0	0	0	0
Woman/Man	0	0	0	0	0	0	0
Woman/Culturally Specific Identity	0	0	0	0	0	0	0
Woman/Transgender	11	0	2	9	0	0	0
Woman/Non-Binary	0	0	0	0	0	0	0
Woman/Questioning	0	0	0	0	0	0	0
Woman/Different Identity	0	0	0	0	0	0	0
Man/Culturally Specific Identity	0	0	0	0	0	0	0
Man/Transgender	2	0	1	1	0	0	0
Man/Non-Binary	0	0	0	0	0	0	0
Man/Questioning	0	0	0	0	0	0	0
Man/Different Identity	0	0	0	0	0	0	0
Culturally Specific Identity/Transgender	0	0	0	0	0	0	0
Culturally Specific Identity/Non-Binary	0	0	0	0	0	0	0
Culturally Specific Identity/Questioning	0	0	0	0	0	0	0
Culturally Specific Identity/Different Identity	0	0	0	0	0	0	0
Transgender/Non-Binary	0	0	0	0	0	0	0
Transgender/Questioning	0	0	0	0	0	0	0
Transgender/Different Identity	0	0	0	0	0	0	0
Non-Binary/Questioning	0	0	0	0	0	0	0
Non-Binary/Different Identity	0	0	0	0	0	0	0
Questioning/Different Identity	0	0	0	0	0	0	0
More than 2 Gender Identities Selected	0	0	0	0	0	0	0
Client Doesn't Know/Prefers Not to Answer	0	0	0	0	0	0	0
Data Not Collected	0	0	0	0	0	0	0
<b>Total</b>	<b>1,217</b>	<b>17</b>	<b>116</b>	<b>1,030</b>	<b>54</b>	<b>0</b>	<b>0</b>

New as of 10/1/2023.

**Q11: Age**

	Total	Without Children	With Children and Adults	With Only Children	Unknown Household Type
Under 5	5	0	5	0	0
5-12	10	0	9	1	0
13-17	2	0	2	0	0
18-24	116	114	2	0	0
25-34	347	343	4	0	0
35-44	335	333	2	0	0
45-54	189	187	2	0	0
55-64	159	159	0	0	0
65+	54	54	0	0	0
Client Doesn't Know/Prefers Not to Answer	0	0	0	0	0
Data Not Collected	0	0	0	0	0
<b>Total</b>	<b>1,217</b>	<b>1,190</b>	<b>26</b>	<b>1</b>	<b>0</b>

New as of 10/1/2023.

**Q12: Race and Ethnicity**

	Total	Without Children	With Children and Adults	With Only Children	Unknown Household Type
American Indian, Alaska Native, or Indigenous	13	13	0	0	0
Asian or Asian American	15	14	1	0	0
Black, African American, or African	168	168	0	0	0
Hispanic/Latina/e/o	218	210	8	0	0
Middle Eastern or North African	2	2	0	0	0
Native Hawaiian or Pacific Islander	7	7	0	0	0
White	441	436	5	0	0
Asian or Asian American & American Indian, Alaska Native, or Indigenous	0	0	0	0	0
Black, African American, or African & American Indian, Alaska Native, or Indigenous	1	1	0	0	0
Hispanic/Latina/e/o & American Indian, Alaska Native, or Indigenous	3	3	0	0	0
Middle Eastern or North African & American Indian, Alaska Native, or Indigenous	0	0	0	0	0
Native Hawaiian or Pacific Islander & American Indian, Alaska Native, or Indigenous	0	0	0	0	0
White & American Indian, Alaska Native, or Indigenous	0	0	0	0	0
Black, African American, or African & Asian or Asian American	2	2	0	0	0
Hispanic/Latina/e/o & Asian or Asian American	0	0	0	0	0
Middle Eastern or North African & Asian or Asian American	0	0	0	0	0
Native Hawaiian or Pacific Islander & Asian or Asian American	0	0	0	0	0
White & Asian or Asian American	0	0	0	0	0
Hispanic/Latina/e/o & Black, African American, or African	8	8	0	0	0
Middle Eastern or North African & Black, African American, or African	0	0	0	0	0
Native Hawaiian or Pacific Islander & Black, African American, or African	0	0	0	0	0
White & Black, African American, or African	8	3	5	0	0
Middle Eastern or North African & Hispanic/Latina/e/o	0	0	0	0	0
Native Hawaiian or Pacific Islander & Hispanic/Latina/e/o	2	2	0	0	0
White & Hispanic/Latina/e/o	324	316	7	1	0
Native Hawaiian or Pacific Islander & Middle Eastern or North African	0	0	0	0	0
White & Middle Eastern or North African	0	0	0	0	0
White & Native Hawaiian or Pacific Islander	0	0	0	0	0
Multiracial – more than 2 races/ethnicity, with one being Hispanic/Latina/e/o	3	3	0	0	0
Multiracial – more than 2 races, where no option is Hispanic/Latina/e/o	0	0	0	0	0
Client Doesn't Know/Prefers Not to Answer	2	2	0	0	0
Data Not Collected	0	0	0	0	0
<b>Total</b>	<b>1,217</b>	<b>1,190</b>	<b>26</b>	<b>1</b>	<b>0</b>

New as of 10/1/2023.

**Q13a1: Physical and Mental Health Conditions at Start**

	Total Persons	Without Children	Adults in HH with Children & Adults	Children in HH with Children & Adults	With Children and Adults ☞	With Only Children	Unknown Household Type
Mental Health Disorder	420	419	1	0	0	0	0
Alcohol Use Disorder	60	59	1	0	0	0	0
Drug Use Disorder	221	218	3	0	0	0	0
Both Alcohol Use and Drug Use Disorders	88	88	0	0	0	0	0
Chronic Health Condition	193	190	3	0	0	0	0
HIV/AIDS	26	26	0	0	0	0	0
Developmental Disability	82	79	0	3	0	0	0
Physical Disability	200	195	4	1	0	0	0

☞ The "With Children and Adults" column is retired as of 10/1/2019 and replaced with the columns "Adults in HH with Children & Adults" and "Children in HH with Children & Adults".

**Q13b1: Physical and Mental Health Conditions at Exit**

	Total Persons	Without Children	Adults in HH with Children & Adults	Children in HH with Children & Adults	With Children and Adults ☞	With Only Children	Unknown Household Type
Mental Health Disorder	335	335	0	0	0	0	0
Alcohol Use Disorder	48	48	0	0	0	0	0
Drug Use Disorder	188	186	2	0	0	0	0
Both Alcohol Use and Drug Use Disorders	66	66	0	0	0	0	0
Chronic Health Condition	149	146	3	0	0	0	0
HIV/AIDS	22	22	0	0	0	0	0
Developmental Disability	72	69	0	3	0	0	0
Physical Disability	164	160	3	1	0	0	0

☞ The "With Children and Adults" column is retired as of 10/1/2019 and replaced with the columns "Adults in HH with Children & Adults" and "Children in HH with Children & Adults".

**Q13c1: Physical and Mental Health Conditions for Stayers**

	Total Persons	Without Children	Adults in HH with Children & Adults	Children in HH with Children & Adults	With Children and Adults ☞	With Only Children	Unknown Household Type
Mental Health Disorder	84	83	1	0	0	0	0
Alcohol Use Disorder	12	11	1	0	0	0	0
Drug Use Disorder	35	34	1	0	0	0	0
Both Alcohol Use and Drug Use Disorders	23	23	0	0	0	0	0
Chronic Health Condition	43	43	0	0	0	0	0
HIV/AIDS	4	4	0	0	0	0	0
Developmental Disability	10	10	0	0	0	0	0
Physical Disability	35	34	1	0	0	0	0

☞ The "With Children and Adults" column is retired as of 10/1/2019 and replaced with the columns "Adults in HH with Children & Adults" and "Children in HH with Children & Adults".



**Q14a: History of Domestic Violence, Sexual Assault, Dating Violence, Stalking, or Human Trafficking**

	Total	Without Children	With Children and Adults	With Only Children	Unknown Household Type
Yes	154	151	3	0	0
No	1,046	1,039	7	0	0
Client Doesn't Know/Prefers Not to Answer	0	0	0	0	0
Data Not Collected	0	0	0	0	0
Total	1,200	1,190	10	0	0

**Q14b: Most recent experience of domestic violence, sexual assault, dating violence, stalking, or human trafficking**

	Total	Without Children	With Children and Adults	With Only Children	Unknown Household Type
Within the past three months	63	62	1	0	0
Three to six months ago	11	11	0	0	0
Six months to one year	16	16	0	0	0
One year ago, or more	64	62	2	0	0
Client Doesn't Know/Prefers Not to Answer	0	0	0	0	0
Data Not Collected	0	0	0	0	0
Total	154	151	3	0	0

New as of 10/1/2023.

**Q15: Living Situation**

	Total	Without Children	With Children and Adults	With Only Children	Unknown Household Type
<b>Homeless Situations</b>					
Place not meant for habitation	480	480	0	0	0
Emergency shelter, including hotel or motel paid for with emergency shelter voucher, Host Home shelter	34	32	2	0	0
Safe Haven	324	321	3	0	0
<b>Subtotal - Homeless Situations</b>	<b>838</b>	<b>833</b>	<b>5</b>	<b>0</b>	<b>0</b>
<b>Institutional Situations</b>					
Foster care home or foster care group home	0	0	0	0	0
Hospital or other residential non-psychiatric medical facility	39	39	0	0	0
Jail, prison, or juvenile detention facility	84	84	0	0	0
Long-term care facility or nursing home	1	1	0	0	0
Psychiatric hospital or other psychiatric facility	31	31	0	0	0
Substance abuse treatment facility or detox center	34	34	0	0	0
<b>Subtotal - Institutional Situations</b>	<b>189</b>	<b>189</b>	<b>0</b>	<b>0</b>	<b>0</b>
<b>Temporary Situations</b>					
Transitional housing for homeless persons (including homeless youth)	9	8	1	0	0
Residential project or halfway house with no homeless criteria	2	2	0	0	0
Hotel or motel paid for without emergency shelter voucher	73	69	4	0	0
Host Home (non-crisis)	0	0	0	0	0
Staying or living in a friend's room, apartment, or house	25	25	0	0	0
Staying or living in a family member's room, apartment, or house	47	47	0	0	0
<b>Subtotal - Temporary Situations</b>	<b>156</b>	<b>151</b>	<b>5</b>	<b>0</b>	<b>0</b>
<b>Permanent Situations</b>					
Rental by client, no ongoing housing subsidy	11	11	0	0	0
Rental by client, with ongoing housing subsidy	5	5	0	0	0
Owned by client, with ongoing housing subsidy	0	0	0	0	0
Owned by client, no ongoing housing subsidy	1	1	0	0	0
<b>Subtotal - Permanent Situations</b>	<b>17</b>	<b>17</b>	<b>0</b>	<b>0</b>	<b>0</b>
Client Doesn't Know/Prefers Not to Answer	0	0	0	0	0
Data Not Collected	0	0	0	0	0
<b>Subtotal - Other Situations</b>	<b>0</b>	<b>0</b>	<b>0</b>	<b>0</b>	<b>0</b>
<b>TOTAL</b>	<b>1,200</b>	<b>1,190</b>	<b>10</b>	<b>0</b>	<b>0</b>

**Updated 10/1/2023:** Rows reordered and grouped differently. New "Rental by client, with ongoing housing subsidy" row includes data previously reported under separate subsidy types.

🕒 Interim housing is retired as of 10/1/2019.

**Q16: Cash Income - Ranges**

	Income at Start	Income at Latest Annual Assessment for Stayers	Income at Exit for Leavers
No income	971	0	764
\$1 - \$150	3	0	2
\$151 - \$250	10	0	9
\$251 - \$500	19	0	12
\$501 - \$1000	69	0	56
\$1,001 - \$1,500	82	0	65
\$1,501 - \$2,000	23	0	23
\$2,001+	23	0	22
Client Doesn't Know/Prefers Not to Answer	0	0	0
Data Not Collected	0	0	0
Number of Adult Stayers Not Yet Required to Have an Annual Assessment	0	235	0
Number of Adult Stayers Without Required Annual Assessment	0	12	0
Total Adults	1,200	247	953

**Q17: Cash Income - Sources**

	Income at Start	Income at Latest Annual Assessment for Stayers	Income at Exit for Leavers
Earned Income	50	0	44
Unemployment Insurance	2	0	2
Supplemental Security Income (SSI)	93	0	76
Social Security Disability Insurance (SSDI)	43	0	39
VA Service-Connected Disability Compensation	2	0	2
VA Non-Service Connected Disability Pension	0	0	0
Private Disability Insurance	0	0	0
Worker's Compensation	0	0	0
Temporary Assistance for Needy Families (TANF)	4	0	5
General Assistance (GA)	14	0	10
Retirement Income from Social Security	3	0	3
Pension or retirement income from a former job	6	0	6
Child Support	4	0	3
Alimony and other spousal support	1	0	0
Other Source	21	0	13
Adults with Income Information at Start and Annual Assessment/Exit	0	0	953

**Q19b: Disabling Conditions and Income for Adults at Exit**

	AO: Adult with Disabling Condition	AO: Adult without Disabling Condition	AO: Total Adults	AO: % with Disabling Condition by Source	AC: Adult with Disabling Condition	AC: Adult without Disabling Condition	AC: Total Adults	AC: % with Disabling Condition by Source	UK: Adult with Disabling Condition	UK: Adult without Disabling Condition	UK: Total Adults	UK: % with Disabling Condition by Source
Earned Income	29	11	40	<i>72.50%</i>	3	1	4	<i>75.00%</i>	0	0	0	<i>0</i>
Unemployment Insurance	1	1	2	<i>50.00%</i>	0	0	0	<i>0</i>	0	0	0	<i>0</i>
Supplemental Security Income (SSI)	66	9	75	<i>88.00%</i>	1	0	1	<i>100.00%</i>	0	0	0	<i>0</i>
Social Security Disability Insurance (SSDI)	38	1	39	<i>97.44%</i>	0	0	0	<i>0</i>	0	0	0	<i>0</i>
VA Service- Connected Disability Compensation	2	0	2	<i>100.00%</i>	0	0	0	<i>0</i>	0	0	0	<i>0</i>
VA Non- Service- Connected Disability Pension	0	0	0	<i>0</i>	0	0	0	<i>0</i>	0	0	0	<i>0</i>
Private Disability Insurance	0	0	0	<i>0</i>	0	0	0	<i>0</i>	0	0	0	<i>0</i>
Worker's Compensation	0	0	0	<i>0</i>	0	0	0	<i>0</i>	0	0	0	<i>0</i>
Temporary Assistance for Needy Families (TANF)	4	0	4	<i>100.00%</i>	0	1	1	<i>0%</i>	0	0	0	<i>0</i>
General Assistance (GA)	8	2	10	<i>80.00%</i>	0	0	0	<i>0</i>	0	0	0	<i>0</i>
Retirement Income from Social Security	2	1	3	<i>66.67%</i>	0	0	0	<i>0</i>	0	0	0	<i>0</i>
Pension or retirement income from a former job	2	4	6	<i>33.33%</i>	0	0	0	<i>0</i>	0	0	0	<i>0</i>
Child Support	2	0	2	<i>100.00%</i>	1	0	1	<i>100.00%</i>	0	0	0	<i>0</i>
Alimony and other spousal support	0	0	0	<i>0</i>	0	0	0	<i>0</i>	0	0	0	<i>0</i>
Other source	6	7	13	<i>46.15%</i>	0	0	0	<i>0</i>	0	0	0	<i>0</i>
No Sources	385	377	762	<i>50.52%</i>	1	0	1	<i>100.00%</i>	0	0	0	<i>0</i>
Unduplicated Total Adults	535	411	946		5	2	7		0	0	0	

Numbers in *green italics* have been recalculated or weighted based on available totals.

**Q20a: Type of Non-Cash Benefit Sources**

	Benefit at Start	Benefit at Latest Annual Assessment for Stayers	Benefit at Exit for Leavers
Supplemental Nutrition Assistance Program (SNAP) (Previously known as Food Stamps)	667	0	520
Special Supplemental Nutrition Program for Women, Infants, and Children (WIC)	0	0	0
TANF Child Care Services	0	0	0
TANF Transportation Services	0	0	0
Other TANF-Funded Services	0	0	0
Other Source	6	0	5

**Q21: Health Insurance**

	At Start	At Annual Assessment for Stayers	At Exit for Leavers
MEDICAID	605	0	607
MEDICARE	39	0	34
State Children's Health Insurance Program	0	0	0
Veteran's Health Administration (VHA)	8	0	7
Employer-Provided Health Insurance	0	0	0
Health Insurance obtained through COBRA	0	0	0
Private Pay Health Insurance	6	0	6
State Health Insurance for Adults	1	0	1
Indian Health Services Program	0	0	0
Other	459	0	218
No Health Insurance	209	0	148
Client Doesn't Know/Prefers Not to Answer	0	0	0
Data Not Collected	0	12	0
Number of Stayers Not Yet Required to Have an Annual Assessment	0	240	0
1 Source of Health Insurance	899	0	762
More than 1 Source of Health Insurance	109	0	55

**Q22a2: Length of Participation – ESG Projects**

	Total	Leavers	Stayers
0 to 7 days	368	350	18
8 to 14 days	126	116	10
15 to 21 days	92	76	16
22 to 30 days	60	47	13
31 to 60 days	137	94	43
61 to 90 days	90	57	33
91 to 180 days	182	127	55
181 to 365 days	137	85	52
366 to 730 days (1-2 Yrs)	25	13	12
731 to 1,095 days (2-3 Yrs)	0	0	0
1,096 to 1,460 days (3-4 Yrs)	0	0	0
1,461 to 1,825 days (4-5 Yrs)	0	0	0
More than 1,825 days (> 5 Yrs)	0	0	0
Total	1,217	965	252

**Q22c: Length of Time between Project Start Date and Housing Move-in Date**

	Total	Without Children	With Children and Adults	With Only Children	Unknown Household Type
7 days or less	0	0	0	0	0
8 to 14 days	0	0	0	0	0
15 to 21 days	0	0	0	0	0
22 to 30 days	0	0	0	0	0
31 to 60 days	0	0	0	0	0
61 to 90 days	0	0	0	0	0
91 to 180 days	0	0	0	0	0
181 to 365 days	0	0	0	0	0
366 to 730 days (1-2 Yrs)	0	0	0	0	0
Total (persons moved into housing)	0	0	0	0	0
Average length of time to housing	0	0	0	0	0
Persons who were exited without move-in	0	0	0	0	0
Total persons	0	0	0	0	0

Numbers in *green italics* have been recalculated or weighted based on available totals.

**Q22d: Length of Participation by Household Type**

	Total	Without Children	With Children and Adults	With Only Children	Unknown Household Type
7 days or less	368	361	7	0	0
8 to 14 days	126	121	5	0	0
15 to 21 days	92	90	2	0	0
22 to 30 days	60	60	0	0	0
31 to 60 days	137	134	3	0	0
61 to 90 days	90	89	1	0	0
91 to 180 days	182	176	6	0	0
181 to 365 days	137	135	2	0	0
366 to 730 days (1-2 Yrs)	25	24	0	1	0
731 days or more	0	0	0	0	0
Total	1,217	1,190	26	1	0

**Q22e: Length of Time Prior to Housing - based on 3.917 Date Homelessness Started**

	Total	Without Children	With Children and Adults	With Only Children	Unknown Household Type
7 days or less	577	571	6	0	0
8 to 14 days	25	25	0	0	0
15 to 21 days	16	16	0	0	0
22 to 30 days	15	15	0	0	0
31 to 60 days	35	32	3	0	0
61 to 90 days	26	23	3	0	0
91 to 180 days	71	66	5	0	0
181 to 365 days	80	76	4	0	0
366 to 730 days (1-2 Yrs)	133	131	2	0	0
731 days or more	224	222	2	0	0
<b>Total</b>	<b>1,202</b>	<b>1,177</b>	<b>25</b>	<b>0</b>	<b>0</b>
Not yet moved into housing	0	0	0	0	0
Data not collected	15	13	1	1	0
<b>Total persons</b>	<b>1,217</b>	<b>1,190</b>	<b>26</b>	<b>1</b>	<b>0</b>

**Q22f: Length of Time between Project Start Date and Housing Move-in Date by Race and Ethnicity**

	American Indian, Alaska Native, or Indigenous	Asian or Asian American	Black, African American, or African	Hispanic/Latina/e/o	Middle Eastern or North African	Native Hawaiian or Pacific Islander	White	At Least 1 Race and Hispanic/Latina/e/o	Multi-racial (does not include Hispanic/Latina/e/o)	Unknown (Don't Know, Preferred not to Answer, Data not Collected)
Persons Moved Into Housing	0	0	0	0	0	0	0	0	0	0
Persons Exited Without Move-In	0	0	0	0	0	0	0	0	0	0
Average time to Move-In	0	0	0	0	0	0	0	0	0	0
Median time to Move-In	0.00	0.00	0.00	0.00	0.00	0.00	0.00	0.00	0.00	0.00

New as of 10/1/2023.

**Q22g: Length of Time Prior to Housing by Race and Ethnicity - based on 3.917 Date Homelessness Started**

	American Indian, Alaska Native, or Indigenous	Asian or Asian American	Black, African American, or African	Hispanic/Latina/e/o	Middle Eastern or North African	Native Hawaiian or Pacific Islander	White	At Least 1 Race and Hispanic/Latina/e/o	Multi-racial (does not include Hispanic/Latina/e/o)	Unknown (Don't Know, Preferred not to Answer, Data not Collected)
Persons Moved Into Housing	13	15	166	214	2	7	439	339	11	2
Persons Not Yet Moved Into Housing	0	0	0	0	0	0	0	0	0	0
Average time to Move-In	1706.00	251.00	543.00	433.00	364.00	131.00	558.00	601.00	677.00	-40.00
Median time to Move-In	380.00	90.00	52.00	2.00	364.00	0.00	5.00	42.00	54.00	-40.00

New as of 10/1/2023.



**Q23c: Exit Destination**

	Total	Without Children	With Children and Adults	With Only Children	Unknown Household Type
<b>Homeless Situations</b>					
Place not meant for habitation (e.g., a vehicle, an abandoned building, bus/train/subway station/airport or anywhere outside)	588	585	3	0	0
Emergency shelter, including hotel or motel paid for with emergency shelter voucher, Host Home shelter	14	13	1	0	0
Safe Haven	138	134	4	0	0
<b>Subtotal - Homeless Situations</b>	<b>740</b>	<b>732</b>	<b>8</b>	<b>0</b>	<b>0</b>
<b>Institutional Situations</b>					
Foster care home or foster care group home	0	0	0	0	0
Hospital or other residential non-psychiatric medical facility	9	9	0	0	0
Jail, prison, or juvenile detention facility	4	4	0	0	0
Long-term care facility or nursing home	0	0	0	0	0
Psychiatric hospital or other psychiatric facility	13	13	0	0	0
Substance abuse treatment facility or detox center	3	3	0	0	0
<b>Subtotal - Institutional Situations</b>	<b>29</b>	<b>29</b>	<b>0</b>	<b>0</b>	<b>0</b>
<b>Temporary Situations</b>					
Transitional housing for homeless persons (including homeless youth)	38	38	0	0	0
Residential project or halfway house with no homeless criteria	0	0	0	0	0
Hotel or motel paid for without emergency shelter voucher	18	13	5	0	0
Host Home (non-crisis)	0	0	0	0	0
Staying or living with family, temporary tenure (e.g., room, apartment, or house)	43	41	2	0	0
Staying or living with friends, temporary tenure (e.g., room, apartment, or house)	9	9	0	0	0
Moved from one HOPWA funded project to HOPWA TH	0	0	0	0	0
<b>Subtotal - Temporary Situations</b>	<b>108</b>	<b>101</b>	<b>7</b>	<b>0</b>	<b>0</b>
<b>Permanent Situations</b>					
Staying or living with family, permanent tenure	24	23	0	1	0
Staying or living with friends, permanent tenure	3	3	0	0	0
Moved from one HOPWA funded project to HOPWA PH	0	0	0	0	0
Rental by client, no ongoing housing subsidy	28	27	1	0	0
Rental by client, with ongoing housing subsidy	30	28	2	0	0
Owned by client, with ongoing housing subsidy	0	0	0	0	0
Owned by client, no ongoing housing subsidy	0	0	0	0	0
<b>Subtotal - Permanent Situations</b>	<b>85</b>	<b>81</b>	<b>3</b>	<b>1</b>	<b>0</b>
<b>Other Situations</b>					
No Exit Interview Completed	0	0	0	0	0
Other	0	0	0	0	0
Deceased	1	1	0	0	0
Client Doesn't Know/Prefers Not to Answer	0	0	0	0	0
Data Not Collected	2	2	0	0	0
<b>Subtotal - Other Situations</b>	<b>3</b>	<b>3</b>	<b>0</b>	<b>0</b>	<b>0</b>
<b>Total</b>	<b>965</b>	<b>946</b>	<b>18</b>	<b>1</b>	<b>0</b>
Total persons exiting to positive housing destinations	85	81	3	1	0
Total persons whose destinations excluded them from the calculation	10	10	0	0	0
Percentage	8.90%	8.65%	16.67%	100.00%	0

**Updated 10/1/2023:** Rows reordered and grouped differently. Destinations with subsidies are now detailed in Q23d. Existing data has been updated to match new row order and relocated to Q23d as appropriate.

Numbers in *green italics* have been recalculated or weighted based on available totals.

### Q23d: Exit Destination – Subsidy Type of Persons Exiting to Rental by Client With An Ongoing Subsidy

	Total	Without Children	With Children and Adults	With Only Children	Unknown Household Type
CPD TIP housing subsidy	0	0	0	0	0
VASH housing subsidy	0	0	0	0	0
RRH or equivalent subsidy	13	13	0	0	0
HCV voucher (tenant or project based) (not dedicated)	1	1	0	0	0
Public housing unit	9	9	0	0	0
Rental by client, with other ongoing housing subsidy	5	3	2	0	0
Housing Stability Voucher	0	0	0	0	0
Family Unification Program Voucher (FUP)	0	0	0	0	0
Foster Youth to Independence Initiative (FYI)	0	0	0	0	0
Permanent Supportive Housing	1	1	0	0	0
Other permanent housing dedicated for formerly homeless persons	1	1	0	0	0
<b>TOTAL</b>	<b>30</b>	<b>28</b>	<b>2</b>	<b>0</b>	<b>0</b>

**New as of 10/1/2023:** Existing data from Q23c prior to 10/1/2023 has been relocated to Q23d as appropriate.

### Q23e: Exit Destination Type by Race and Ethnicity

	Total	American Indian, Alaska Native, or Indigenous	Asian or Asian American	Black, African American, or African	Hispanic/Latina/e/o	Middle Eastern or North African	Native Hawaiian or Pacific Islander	White	At Least 1 Race and Hispanic/Latina/e/o	Multi-racial (does not include Hispanic/Latina/e/o)	Unknown (Don't Know, Prefer not to Answer, Data not Collect)
Homeless Situations	740	12	9	108	119	2	2	275	206	5	2
Institutional Situations	29	0	0	2	8	0	0	9	10	0	0
Temporary Housing Situations	108	0	4	11	9	0	2	46	32	4	0
Permanent Housing Situations	85	0	0	11	11	0	0	25	38	0	0
Other	3	0	0	0	0	0	0	2	1	0	0
<b>Total</b>	<b>965</b>	<b>12</b>	<b>13</b>	<b>132</b>	<b>147</b>	<b>2</b>	<b>4</b>	<b>357</b>	<b>287</b>	<b>9</b>	<b>2</b>

**New as of 10/1/2023.**

**Q24a: Homelessness Prevention Housing Assessment at Exit**

	Total	Without Children	With Children and Adults	With Only Children	Unknown Household Type
Able to maintain the housing they had at project start—Without a subsidy	0	0	0	0	0
Able to maintain the housing they had at project start—With the subsidy they had at project start	0	0	0	0	0
Able to maintain the housing they had at project start—With an on-going subsidy acquired since project start	0	0	0	0	0
Able to maintain the housing they had at project start—Only with financial assistance other than a subsidy	0	0	0	0	0
Moved to new housing unit—With on-going subsidy	0	0	0	0	0
Moved to new housing unit—Without an on-going subsidy	0	0	0	0	0
Moved in with family/friends on a temporary basis	0	0	0	0	0
Moved in with family/friends on a permanent basis	0	0	0	0	0
Moved to a transitional or temporary housing facility or program	0	0	0	0	0
Client became homeless – moving to a shelter or other place unfit for human habitation	0	0	0	0	0
Jail/prison	0	0	0	0	0
Deceased	0	0	0	0	0
Client Doesn't Know/Prefers Not to Answer	0	0	0	0	0
Data not collected (no exit interview completed)	0	0	0	0	0
Total	0	0	0	0	0

**Q24d: Language of Persons Requiring Translation Assistance**

Language Response (Top 20 Languages Selected)	Total Persons Requiring Translation Assistance	Language Name <sup>1</sup>
Different Preferred Language	5	
Total	5	

New as of 10/1/2023. The output of the languages has been sorted from most to least requested.  
<sup>1</sup> Language name lookup is provided by Sage. The CSV upload contains only the first two columns.

**Q25a: Number of Veterans**

	Total	Without Children	With Children and Adults	Unknown Household Type
Chronically Homeless Veteran	5	5	0	0
Non-Chronically Homeless Veteran	26	26	0	0
Not a Veteran	1,168	1,158	10	0
Client Doesn't Know/Prefers Not to Answer	0	0	0	0
Data Not Collected	1	1	0	0
Total	1,200	1,190	10	0

**Q26b: Number of Chronically Homeless Persons by Household**

	Total	Without Children	With Children and Adults	With Only Children	Unknown Household Type
Chronically Homeless	259	253	6	0	0
Not Chronically Homeless	954	933	20	1	0
Client Doesn't Know/Prefers Not to Answer	0	0	0	0	0
Data Not Collected	4	4	0	0	0
Total	1,217	1,190	26	1	0



## HUD ESG CAPER - CSV upload only

Report: CAPER

Period: Your user level here: Data Entry and Account Admin

## Q04a: Project Identifiers in HMIS

Organization Name	Organization ID	Project Name	Project ID	HMIS Project Type	Method for Tracking ES	Affiliated with a residential project	Project IDs of affiliations	CoC Number	Geocode	Victim Service Provider	HMIS Software Name	Report Start Date
Operation SafeHouse	41	OSH SafeHouse Riverside Emerge	262	0				CA-608	063048	0	Clarity HS	2023-07-01

CSV uploads containing multiple project rows in Q4 will display as separate rows here using the same value in Project Info Row ID.

## Q05a: Report Validations Table

Category	Count of Clients for DQ	Count of Clients
Total Number of Persons Served	175	175
Number of Adults (Age 18 or Over)	0	0
Number of Children (Under Age 18)	175	175
Number of Persons with Unknown Age	0	0
Number of Leavers	168	168
Number of Adult Leavers	0	0
Number of Adult and Head of Household Leavers	168	168
Number of Stayers	7	7
Number of Adult Stayers	0	0
Number of Veterans	0	0
Number of Chronically Homeless Persons	0	0
Number of Youth Under Age 25	172	172
Number of Parenting Youth Under Age 25 with Children	0	0
Number of Adult Heads of Household	0	0
Number of Child and Unknown-Age Heads of Household	175	175
Heads of Households and Adult Stayers in the Project 365 Days or More	0	0

Effective 1/1/2023, this question includes separate columns for totals relevant to the DQ questions and totals relevant to the entire APR. Data uploaded prior to 1/1/2023 has been bulk updated to use the same totals for both columns in order to support calculations in the Aggregator.

**Q06a: Data Quality: Personally Identifying Information**

	Client Doesn't Know/Prefers Not to Answer	Information Missing	Data Issues	Total	% of Issue Rate
Name	0	0	0	0	0%
Social Security Number	44	2	65	111	63.43%
Date of Birth	0	0	0	0	0%
Race/Ethnicity	0	0	0	0	0%
Gender	0	0	0	0	0%
Overall Score	0	0	0	111	63.43%

New as of 10/1/2023.

Numbers in *green italics* have been recalculated or weighted based on available totals.**Q06b: Data Quality: Universal Data Elements**

Data Element	Client Doesn't Know/Prefers Not to Answer	Information Missing	Data Issues	Total	% of Issue Rate
Veteran Status	0	0	0	0	0
Project Start Date	0	0	0	0	0%
Relationship to Head of Household	0	0	0	0	0%
Enrollment CoC	0	0	0	0	0%
Disabling Condition	0	0	0	0	0%

Numbers in *green italics* have been recalculated or weighted based on available totals.**Q06c: Data Quality: Income and Housing Data Quality**

Data Element	Client Doesn't Know/Prefers Not to Answer	Information Missing	Data Issues	Total	% of Error Rate
Destination	0	0	0	0	0%
Income and Sources at Start	0	0	0	0	0%
Income and Sources at Annual Assessment	0	0	0	0	0
Income and Sources at Exit	0	0	0	0	0%

Numbers in *green italics* have been recalculated or weighted based on available totals.**Q06d: Data Quality: Chronic Homelessness**

Entering into project type	Count of Total Records	Missing Time in Institution	Missing Time in Housing	Approximate Date Started DK/R/missing	Number of Times DK/R/missing	Number of Months DK/R/missing	% of Records Unable to Calculate
ES-EE, ES-NbN, SH, Street Outreach	175	0	0	46	46	46	26.29%
TH	0	0	0	0	0	0	0
PH (All)	0	0	0	0	0	0	0
CE	0	0	0	0	0	0	0
SSO, Day Shelter, HP	0	0	0	0	0	0	0
Total	175	0	0	0	0	0	26.29%

Numbers in *green italics* have been recalculated or weighted based on available totals.

**Q06e: Data Quality: Timeliness**

Time for Record Entry	Number of Project Start Records	Number of Project Exit Records
< 0 days	0	0
0 days	9	16
1-3 Days	79	67
4-6 Days	52	55
7-10 Days	23	20
11+ Days	10	10

**Q06f: Data Quality: Inactive Records: Street Outreach & Emergency Shelter**

Data Element	# of Records	# of Inactive Records	% of Inactive Records
Contact (Adults and Heads of Household in Street Outreach or ES - NbN)	0	0	0
Bed Night (All Clients in ES - NbN)	0	0	0

Numbers in *green italics* have been recalculated or weighted based on available totals.

**Q07a: Number of Persons Served**

	Total	Without Children	With Children and Adults	With Only Children	Unknown Household Type
Adults	0	0	0	0	0
Children	175	0	0	175	0
Client Doesn't Know/Prefers Not to Answer	0	0	0	0	0
Data Not Collected	0	0	0	0	0
Total	175	0	0	175	0
For PSH & RRH – the total persons served who moved into housing	0	0	0	0	0

**Q07b: Point-in-Time Count of Persons on the Last Wednesday**

	Total	Without Children	With Children and Adults	With Only Children	Unknown Household Type
January	6	0	0	6	0
April	5	0	0	5	0
July	6	0	0	6	0
October	5	0	0	5	0

**Q08a: Households Served**

	Total	Without Children	With Children and Adults	With Only Children	Unknown Household Type
Total Households	175	0	0	175	0
For PSH & RRH – the total households served who moved into housing	0	0	0	0	0



**Q08b: Point-in-Time Count of Households on the Last Wednesday**

	Total	Without Children	With Children and Adults	With Only Children	Unknown Household Type
January	6	0	0	6	0
April	5	0	0	5	0
July	6	0	0	6	0
October	5	0	0	5	0

**Q09a: Number of Persons Contacted**

Number of Persons Contacted	All Persons Contacted	First contact – NOT staying on the Streets, ES-EE, ES-NbN, or SH	First contact – WAS staying on Streets, ES-EE, ES-NbN, or SH	First contact – Worker unable to determine
Once	0	0	0	0
2-5 Times	0	0	0	0
6-9 Times	0	0	0	0
10+ Times	0	0	0	0
Total Persons Contacted	0	0	0	0

**Q09b: Number of Persons Newly Engaged**

Number of Persons Engaged	All Persons Contacted	First contact – NOT staying on the Streets, ES-EE, ES-NbN, or SH	First contact – WAS staying on Streets, ES-EE, ES-NbN, or SH	First contact – Worker unable to determine
Once	0	0	0	0
2-5 Contacts	0	0	0	0
6-9 Contacts	0	0	0	0
10+ Contacts	0	0	0	0
Total Persons Engaged	0	0	0	0
Rate of Engagement	0	0	0	0

Numbers in *green italics* have been recalculated or weighted based on available totals.

**Q10a: Gender**

	Total	Without Children	With Children and Adults	With Only Children	Unknown Household Type
Woman	109	0	0	109	0
Man	63	0	0	63	0
Culturally Specific Identity	0	0	0	0	0
Transgender	3	0	0	3	0
Non-Binary	0	0	0	0	0
Questioning	0	0	0	0	0
Different Identity	0	0	0	0	0
Woman/Man	0	0	0	0	0
Woman/Culturally Specific Identity	0	0	0	0	0
Woman/Transgender	0	0	0	0	0
Woman/Non-Binary	0	0	0	0	0
Woman/Questioning	0	0	0	0	0
Woman/Different Identity	0	0	0	0	0
Man/Culturally Specific Identity	0	0	0	0	0
Man/Transgender	0	0	0	0	0
Man/Non-Binary	0	0	0	0	0
Man/Questioning	0	0	0	0	0
Man/Different Identity	0	0	0	0	0
Culturally Specific Identity/Transgender	0	0	0	0	0
Culturally Specific Identity/Non-Binary	0	0	0	0	0
Culturally Specific Identity/Questioning	0	0	0	0	0
Culturally Specific Identity/Different Identity	0	0	0	0	0
Transgender/Non-Binary	0	0	0	0	0
Transgender/Questioning	0	0	0	0	0
Transgender/Different Identity	0	0	0	0	0
Non-Binary/Questioning	0	0	0	0	0
Non-Binary/Different Identity	0	0	0	0	0
Questioning/Different Identity	0	0	0	0	0
More than 2 Gender Identities Selected	0	0	0	0	0
Client Doesn't Know/Prefers Not to Answer	0	0	0	0	0
Data Not Collected	0	0	0	0	0
<b>Total</b>	175	0	0	175	0

New as of 10/1/2023.



**Q10d: Gender by Age Ranges**

	Total	Under Age 18	Age 18-24	Age 25-64	Age 65+	Client Doesn't Know/Prefers Not to Answer	Data Not Collected
Woman	109	109	0	0	0	0	0
Man	63	63	0	0	0	0	0
Culturally Specific Identity	0	0	0	0	0	0	0
Transgender	3	3	0	0	0	0	0
Non-Binary	0	0	0	0	0	0	0
Questioning	0	0	0	0	0	0	0
Different Identity	0	0	0	0	0	0	0
Woman/Man	0	0	0	0	0	0	0
Woman/Culturally Specific Identity	0	0	0	0	0	0	0
Woman/Transgender	0	0	0	0	0	0	0
Woman/Non-Binary	0	0	0	0	0	0	0
Woman/Questioning	0	0	0	0	0	0	0
Woman/Different Identity	0	0	0	0	0	0	0
Man/Culturally Specific Identity	0	0	0	0	0	0	0
Man/Transgender	0	0	0	0	0	0	0
Man/Non-Binary	0	0	0	0	0	0	0
Man/Questioning	0	0	0	0	0	0	0
Man/Different Identity	0	0	0	0	0	0	0
Culturally Specific Identity/Transgender	0	0	0	0	0	0	0
Culturally Specific Identity/Non-Binary	0	0	0	0	0	0	0
Culturally Specific Identity/Questioning	0	0	0	0	0	0	0
Culturally Specific Identity/Different Identity	0	0	0	0	0	0	0
Transgender/Non-Binary	0	0	0	0	0	0	0
Transgender/Questioning	0	0	0	0	0	0	0
Transgender/Different Identity	0	0	0	0	0	0	0
Non-Binary/Questioning	0	0	0	0	0	0	0
Non-Binary/Different Identity	0	0	0	0	0	0	0
Questioning/Different Identity	0	0	0	0	0	0	0
More than 2 Gender Identities Selected	0	0	0	0	0	0	0
Client Doesn't Know/Prefers Not to Answer	0	0	0	0	0	0	0
Data Not Collected	0	0	0	0	0	0	0
<b>Total</b>	175	175	0	0	0	0	0

New as of 10/1/2023.

**Q11: Age**

	Total	Without Children	With Children and Adults	With Only Children	Unknown Household Type
Under 5	0	0	0	0	0
5-12	8	0	0	8	0
13-17	167	0	0	167	0
18-24	0	0	0	0	0
25-34	0	0	0	0	0
35-44	0	0	0	0	0
45-54	0	0	0	0	0
55-64	0	0	0	0	0
65+	0	0	0	0	0
Client Doesn't Know/Prefers Not to Answer	0	0	0	0	0
Data Not Collected	0	0	0	0	0
<b>Total</b>	<b>175</b>	<b>0</b>	<b>0</b>	<b>175</b>	<b>0</b>

New as of 10/1/2023.

**Q12: Race and Ethnicity**

	Total	Without Children	With Children and Adults	With Only Children	Unknown Household Type
American Indian, Alaska Native, or Indigenous	0	0	0	0	0
Asian or Asian American	3	0	0	3	0
Black, African American, or African	41	0	0	41	0
Hispanic/Latina/e/o	14	0	0	14	0
Middle Eastern or North African	0	0	0	0	0
Native Hawaiian or Pacific Islander	0	0	0	0	0
White	28	0	0	28	0
Asian or Asian American & American Indian, Alaska Native, or Indigenous	0	0	0	0	0
Black, African American, or African & American Indian, Alaska Native, or Indigenous	0	0	0	0	0
Hispanic/Latina/e/o & American Indian, Alaska Native, or Indigenous	0	0	0	0	0
Middle Eastern or North African & American Indian, Alaska Native, or Indigenous	0	0	0	0	0
Native Hawaiian or Pacific Islander & American Indian, Alaska Native, or Indigenous	0	0	0	0	0
White & American Indian, Alaska Native, or Indigenous	0	0	0	0	0
Black, African American, or African & Asian or Asian American	0	0	0	0	0
Hispanic/Latina/e/o & Asian or Asian American	1	0	0	1	0
Middle Eastern or North African & Asian or Asian American	0	0	0	0	0
Native Hawaiian or Pacific Islander & Asian or Asian American	0	0	0	0	0
White & Asian or Asian American	0	0	0	0	0
Hispanic/Latina/e/o & Black, African American, or African	8	0	0	8	0
Middle Eastern or North African & Black, African American, or African	0	0	0	0	0
Native Hawaiian or Pacific Islander & Black, African American, or African	0	0	0	0	0
White & Black, African American, or African	1	0	0	1	0
Middle Eastern or North African & Hispanic/Latina/e/o	0	0	0	0	0
Native Hawaiian or Pacific Islander & Hispanic/Latina/e/o	0	0	0	0	0
White & Hispanic/Latina/e/o	75	0	0	75	0
Native Hawaiian or Pacific Islander & Middle Eastern or North African	0	0	0	0	0
White & Middle Eastern or North African	0	0	0	0	0
White & Native Hawaiian or Pacific Islander	0	0	0	0	0
Multiracial – more than 2 races/ethnicity, with one being Hispanic/Latina/e/o	4	0	0	4	0
Multiracial – more than 2 races, where no option is Hispanic/Latina/e/o	0	0	0	0	0
Client Doesn't Know/Prefers Not to Answer	0	0	0	0	0
Data Not Collected	0	0	0	0	0
<b>Total</b>	<b>175</b>	<b>0</b>	<b>0</b>	<b>175</b>	<b>0</b>

New as of 10/1/2023.

**Q13a1: Physical and Mental Health Conditions at Start**

	Total Persons	Without Children	Adults in HH with Children & Adults	Children in HH with Children & Adults	With Children and Adults ☞	With Only Children	Unknown Household Type
Mental Health Disorder	15	0	0	0	0	15	0
Alcohol Use Disorder	0	0	0	0	0	0	0
Drug Use Disorder	2	0	0	0	0	2	0
Both Alcohol Use and Drug Use Disorders	2	0	0	0	0	2	0
Chronic Health Condition	1	0	0	0	0	1	0
HIV/AIDS	0	0	0	0	0	0	0
Developmental Disability	3	0	0	0	0	3	0
Physical Disability	2	0	0	0	0	2	0

☞ The "With Children and Adults" column is retired as of 10/1/2019 and replaced with the columns "Adults in HH with Children & Adults" and "Children in HH with Children & Adults".

**Q13b1: Physical and Mental Health Conditions at Exit**

	Total Persons	Without Children	Adults in HH with Children & Adults	Children in HH with Children & Adults	With Children and Adults ☞	With Only Children	Unknown Household Type
Mental Health Disorder	17	0	0	0	0	17	0
Alcohol Use Disorder	1	0	0	0	0	1	0
Drug Use Disorder	2	0	0	0	0	2	0
Both Alcohol Use and Drug Use Disorders	2	0	0	0	0	2	0
Chronic Health Condition	1	0	0	0	0	1	0
HIV/AIDS	0	0	0	0	0	0	0
Developmental Disability	2	0	0	0	0	2	0
Physical Disability	1	0	0	0	0	1	0

☞ The "With Children and Adults" column is retired as of 10/1/2019 and replaced with the columns "Adults in HH with Children & Adults" and "Children in HH with Children & Adults".

**Q13c1: Physical and Mental Health Conditions for Stayers**

	Total Persons	Without Children	Adults in HH with Children & Adults	Children in HH with Children & Adults	With Children and Adults ☞	With Only Children	Unknown Household Type
Mental Health Disorder	0	0	0	0	0	0	0
Alcohol Use Disorder	0	0	0	0	0	0	0
Drug Use Disorder	0	0	0	0	0	0	0
Both Alcohol Use and Drug Use Disorders	0	0	0	0	0	0	0
Chronic Health Condition	0	0	0	0	0	0	0
HIV/AIDS	0	0	0	0	0	0	0
Developmental Disability	0	0	0	0	0	0	0
Physical Disability	0	0	0	0	0	0	0

☞ The "With Children and Adults" column is retired as of 10/1/2019 and replaced with the columns "Adults in HH with Children & Adults" and "Children in HH with Children & Adults".

**Q14a: History of Domestic Violence, Sexual Assault, Dating Violence, Stalking, or Human Trafficking**

	Total	Without Children	With Children and Adults	With Only Children	Unknown Household Type
Yes	0	0	0	0	0
No	0	0	0	0	0
Client Doesn't Know/Prefers Not to Answer	0	0	0	0	0
Data Not Collected	175	0	0	175	0
Total	175	0	0	175	0

**Q14b: Most recent experience of domestic violence, sexual assault, dating violence, stalking, or human trafficking**

	Total	Without Children	With Children and Adults	With Only Children	Unknown Household Type
Within the past three months	0	0	0	0	0
Three to six months ago	0	0	0	0	0
Six months to one year	0	0	0	0	0
One year ago, or more	0	0	0	0	0
Client Doesn't Know/Prefers Not to Answer	0	0	0	0	0
Data Not Collected	0	0	0	0	0
Total	0	0	0	0	0

New as of 10/1/2023.

**Q15: Living Situation**

	Total	Without Children	With Children and Adults	With Only Children	Unknown Household Type
<b>Homeless Situations</b>					
Place not meant for habitation	29	0	0	29	0
Emergency shelter, including hotel or motel paid for with emergency shelter voucher, Host Home shelter	8	0	0	8	0
Safe Haven	5	0	0	5	0
<b>Subtotal - Homeless Situations</b>	<b>42</b>	<b>0</b>	<b>0</b>	<b>42</b>	<b>0</b>
<b>Institutional Situations</b>					
Foster care home or foster care group home	2	0	0	2	0
Hospital or other residential non-psychiatric medical facility	0	0	0	0	0
Jail, prison, or juvenile detention facility	0	0	0	0	0
Long-term care facility or nursing home	1	0	0	1	0
Psychiatric hospital or other psychiatric facility	2	0	0	2	0
Substance abuse treatment facility or detox center	0	0	0	0	0
<b>Subtotal - Institutional Situations</b>	<b>5</b>	<b>0</b>	<b>0</b>	<b>5</b>	<b>0</b>
<b>Temporary Situations</b>					
Transitional housing for homeless persons (including homeless youth)	0	0	0	0	0
Residential project or halfway house with no homeless criteria	0	0	0	0	0
Hotel or motel paid for without emergency shelter voucher	0	0	0	0	0
Host Home (non-crisis)	5	0	0	5	0
Staying or living in a friend's room, apartment, or house	11	0	0	11	0
Staying or living in a family member's room, apartment, or house	112	0	0	112	0
<b>Subtotal - Temporary Situations</b>	<b>128</b>	<b>0</b>	<b>0</b>	<b>128</b>	<b>0</b>
<b>Permanent Situations</b>					
Rental by client, no ongoing housing subsidy	0	0	0	0	0
Rental by client, with ongoing housing subsidy	0	0	0	0	0
Owned by client, with ongoing housing subsidy	0	0	0	0	0
Owned by client, no ongoing housing subsidy	0	0	0	0	0
<b>Subtotal - Permanent Situations</b>	<b>0</b>	<b>0</b>	<b>0</b>	<b>0</b>	<b>0</b>
Client Doesn't Know/Prefers Not to Answer	0	0	0	0	0
Data Not Collected	0	0	0	0	0
<b>Subtotal - Other Situations</b>	<b>0</b>	<b>0</b>	<b>0</b>	<b>0</b>	<b>0</b>
<b>TOTAL</b>	<b>175</b>	<b>0</b>	<b>0</b>	<b>175</b>	<b>0</b>

**Updated 10/1/2023:** Rows reordered and grouped differently. New "Rental by client, with ongoing housing subsidy" row includes data previously reported under separate subsidy types.

🔗 Interim housing is retired as of 10/1/2019.

**Q16: Cash Income - Ranges**

	Income at Start	Income at Latest Annual Assessment for Stayers	Income at Exit for Leavers
No income	0	0	0
\$1 - \$150	0	0	0
\$151 - \$250	0	0	0
\$251 - \$500	0	0	0
\$501 - \$1000	0	0	0
\$1,001 - \$1,500	0	0	0
\$1,501 - \$2,000	0	0	0
\$2,001+	0	0	0
Client Doesn't Know/Prefers Not to Answer	0	0	0
Data Not Collected	0	0	0
Number of Adult Stayers Not Yet Required to Have an Annual Assessment	0	0	0
Number of Adult Stayers Without Required Annual Assessment	0	0	0
Total Adults	0	0	0

**Q17: Cash Income - Sources**

	Income at Start	Income at Latest Annual Assessment for Stayers	Income at Exit for Leavers
Earned Income	0	0	0
Unemployment Insurance	0	0	0
Supplemental Security Income (SSI)	0	0	0
Social Security Disability Insurance (SSDI)	0	0	0
VA Service-Connected Disability Compensation	0	0	0
VA Non-Service Connected Disability Pension	0	0	0
Private Disability Insurance	0	0	0
Worker's Compensation	0	0	0
Temporary Assistance for Needy Families (TANF)	0	0	0
General Assistance (GA)	0	0	0
Retirement Income from Social Security	0	0	0
Pension or retirement income from a former job	0	0	0
Child Support	0	0	0
Alimony and other spousal support	0	0	0
Other Source	0	0	0
Adults with Income Information at Start and Annual Assessment/Exit	0	0	0

**Q19b: Disabling Conditions and Income for Adults at Exit**

	AO: Adult with Disabling Condition	AO: Adult without Disabling Condition	AO: Total Adults	AO: % with Disabling Condition by Source	AC: Adult with Disabling Condition	AC: Adult without Disabling Condition	AC: Total Adults	AC: % with Disabling Condition by Source	UK: Adult with Disabling Condition	UK: Adult without Disabling Condition	UK: Total Adults	UK: % with Disabling Condition by Source
Earned Income	0	0	0	0	0	0	0	0	0	0	0	0
Unemployment Insurance	0	0	0	0	0	0	0	0	0	0	0	0
Supplemental Security Income (SSI)	0	0	0	0	0	0	0	0	0	0	0	0
Social Security Disability Insurance (SSDI)	0	0	0	0	0	0	0	0	0	0	0	0
VA Service- Connected Disability Compensation	0	0	0	0	0	0	0	0	0	0	0	0
VA Non- Service- Connected Disability Pension	0	0	0	0	0	0	0	0	0	0	0	0
Private Disability Insurance	0	0	0	0	0	0	0	0	0	0	0	0
Worker's Compensation	0	0	0	0	0	0	0	0	0	0	0	0
Temporary Assistance for Needy Families (TANF)	0	0	0	0	0	0	0	0	0	0	0	0
General Assistance (GA)	0	0	0	0	0	0	0	0	0	0	0	0
Retirement Income from Social Security	0	0	0	0	0	0	0	0	0	0	0	0
Pension or retirement income from a former job	0	0	0	0	0	0	0	0	0	0	0	0
Child Support	0	0	0	0	0	0	0	0	0	0	0	0
Alimony and other spousal support	0	0	0	0	0	0	0	0	0	0	0	0
Other source	0	0	0	0	0	0	0	0	0	0	0	0
No Sources	0	0	0	0	0	0	0	0	0	0	0	0
Unduplicated Total Adults	0	0	0		0	0	0		0	0	0	

Numbers in *green italics* have been recalculated or weighted based on available totals.



**Q20a: Type of Non-Cash Benefit Sources**

	Benefit at Start	Benefit at Latest Annual Assessment for Stayers	Benefit at Exit for Leavers
Supplemental Nutrition Assistance Program (SNAP) (Previously known as Food Stamps)	0	0	0
Special Supplemental Nutrition Program for Women, Infants, and Children (WIC)	0	0	0
TANF Child Care Services	0	0	0
TANF Transportation Services	0	0	0
Other TANF-Funded Services	0	0	0
Other Source	0	0	0

**Q21: Health Insurance**

	At Start	At Annual Assessment for Stayers	At Exit for Leavers
MEDICAID	111	0	110
MEDICARE	2	0	2
State Children's Health Insurance Program	0	0	0
Veteran's Health Administration (VHA)	0	0	0
Employer-Provided Health Insurance	1	0	1
Health Insurance obtained through COBRA	0	0	0
Private Pay Health Insurance	3	0	2
State Health Insurance for Adults	0	0	0
Indian Health Services Program	0	0	0
Other	9	0	13
No Health Insurance	48	0	40
Client Doesn't Know/Prefer Not to Answer	1	0	0
Data Not Collected	0	0	0
Number of Stayers Not Yet Required to Have an Annual Assessment	0	7	0
1 Source of Health Insurance	126	0	128
More than 1 Source of Health Insurance	0	0	0

**Q22a2: Length of Participation – ESG Projects**

	Total	Leavers	Stayers
0 to 7 days	102	98	4
8 to 14 days	30	28	2
15 to 21 days	32	31	1
22 to 30 days	10	10	0
31 to 60 days	1	1	0
61 to 90 days	0	0	0
91 to 180 days	0	0	0
181 to 365 days	0	0	0
366 to 730 days (1-2 Yrs)	0	0	0
731 to 1,095 days (2-3 Yrs)	0	0	0
1,096 to 1,460 days (3-4 Yrs)	0	0	0
1,461 to 1,825 days (4-5 Yrs)	0	0	0
More than 1,825 days (> 5 Yrs)	0	0	0
Total	175	168	7

**Q22c: Length of Time between Project Start Date and Housing Move-in Date**

	Total	Without Children	With Children and Adults	With Only Children	Unknown Household Type
7 days or less	0	0	0	0	0
8 to 14 days	0	0	0	0	0
15 to 21 days	0	0	0	0	0
22 to 30 days	0	0	0	0	0
31 to 60 days	0	0	0	0	0
61 to 90 days	0	0	0	0	0
91 to 180 days	0	0	0	0	0
181 to 365 days	0	0	0	0	0
366 to 730 days (1-2 Yrs)	0	0	0	0	0
Total (persons moved into housing)	0	0	0	0	0
Average length of time to housing	0	0	0	0	0
Persons who were exited without move-in	0	0	0	0	0
Total persons	0	0	0	0	0

Numbers in *green italics* have been recalculated or weighted based on available totals.

**Q22d: Length of Participation by Household Type**

	Total	Without Children	With Children and Adults	With Only Children	Unknown Household Type
7 days or less	102	0	0	102	0
8 to 14 days	30	0	0	30	0
15 to 21 days	32	0	0	32	0
22 to 30 days	10	0	0	10	0
31 to 60 days	1	0	0	1	0
61 to 90 days	0	0	0	0	0
91 to 180 days	0	0	0	0	0
181 to 365 days	0	0	0	0	0
366 to 730 days (1-2 Yrs)	0	0	0	0	0
731 days or more	0	0	0	0	0
Total	175	0	0	175	0

**Q22e: Length of Time Prior to Housing - based on 3.917 Date Homelessness Started**

	Total	Without Children	With Children and Adults	With Only Children	Unknown Household Type
7 days or less	118	0	0	118	0
8 to 14 days	4	0	0	4	0
15 to 21 days	1	0	0	1	0
22 to 30 days	0	0	0	0	0
31 to 60 days	0	0	0	0	0
61 to 90 days	1	0	0	1	0
91 to 180 days	2	0	0	2	0
181 to 365 days	1	0	0	1	0
366 to 730 days (1-2 Yrs)	0	0	0	0	0
731 days or more	1	0	0	1	0
<b>Total</b>	<b>128</b>	<b>0</b>	<b>0</b>	<b>128</b>	<b>0</b>
Not yet moved into housing	0	0	0	0	0
Data not collected	47	0	0	47	0
<b>Total persons</b>	<b>175</b>	<b>0</b>	<b>0</b>	<b>175</b>	<b>0</b>

**Q22f: Length of Time between Project Start Date and Housing Move-in Date by Race and Ethnicity**

	American Indian, Alaska Native, or Indigenous	Asian or Asian American	Black, African American, or African	Hispanic/Latina/e/o	Middle Eastern or North African	Native Hawaiian or Pacific Islander	White	At Least 1 Race and Hispanic/Latina/e/o	Multi-racial (does not include Hispanic/Latina/e/o)	Unknown (Don't Know, Preferred not to Answer, Data not Collected)
Persons Moved Into Housing	0	0	0	0	0	0	0	0	0	0
Persons Exited Without Move-In	0	0	0	0	0	0	0	0	0	0
Average time to Move-In	0	0	0	0	0	0	0	0	0	0
Median time to Move-In	0.00	0.00	0.00	0.00	0.00	0.00	0.00	0.00	0.00	0.00

New as of 10/1/2023.

### Q22g: Length of Time Prior to Housing by Race and Ethnicity - based on 3.917 Date Homelessness Started

	American Indian, Alaska Native, or Indigenous	Asian or Asian American	Black, African American, or African	Hispanic/Latina/e/o	Middle Eastern or North African	Native Hawaiian or Pacific Islander	White	At Least 1 Race and Hispanic/Latina/e/o	Multi-racial (does not include Hispanic/Latina/e/o)	Unknown (Don't Know, Preferred not to Answer, Data not Collected)
Persons Moved Into Housing	0	1	30	3	0	0	23	71	1	0
Persons Not Yet Moved Into Housing	0	0	0	0	0	0	0	0	0	0
Average time to Move-In	0	0	59.00	9.00	0	0	0	5.00	0	0
Median time to Move-In	0.00	0.00	0.00	14.00	0.00	0.00	0.00	0.00	0.00	0.00

New as of 10/1/2023.

**Q23c: Exit Destination**

	Total	Without Children	With Children and Adults	With Only Children	Unknown Household Type
<b>Homeless Situations</b>					
Place not meant for habitation (e.g., a vehicle, an abandoned building, bus/train/subway station/airport or anywhere outside)	14	0	0	14	0
Emergency shelter, including hotel or motel paid for with emergency shelter voucher, Host Home shelter	2	0	0	2	0
Safe Haven	1	0	0	1	0
<b>Subtotal - Homeless Situations</b>	<b>17</b>	<b>0</b>	<b>0</b>	<b>17</b>	<b>0</b>
<b>Institutional Situations</b>					
Foster care home or foster care group home	6	0	0	6	0
Hospital or other residential non-psychiatric medical facility	1	0	0	1	0
Jail, prison, or juvenile detention facility	0	0	0	0	0
Long-term care facility or nursing home	0	0	0	0	0
Psychiatric hospital or other psychiatric facility	3	0	0	3	0
Substance abuse treatment facility or detox center	0	0	0	0	0
<b>Subtotal - Institutional Situations</b>	<b>10</b>	<b>0</b>	<b>0</b>	<b>10</b>	<b>0</b>
<b>Temporary Situations</b>					
Transitional housing for homeless persons (including homeless youth)	1	0	0	1	0
Residential project or halfway house with no homeless criteria	0	0	0	0	0
Hotel or motel paid for without emergency shelter voucher	0	0	0	0	0
Host Home (non-crisis)	1	0	0	1	0
Staying or living with family, temporary tenure (e.g., room, apartment, or house)	6	0	0	6	0
Staying or living with friends, temporary tenure (e.g., room, apartment, or house)	0	0	0	0	0
Moved from one HOPWA funded project to HOPWA TH	0	0	0	0	0
<b>Subtotal - Temporary Situations</b>	<b>8</b>	<b>0</b>	<b>0</b>	<b>8</b>	<b>0</b>
<b>Permanent Situations</b>					
Staying or living with family, permanent tenure	125	0	0	125	0
Staying or living with friends, permanent tenure	7	0	0	7	0
Moved from one HOPWA funded project to HOPWA PH	0	0	0	0	0
Rental by client, no ongoing housing subsidy	0	0	0	0	0
Rental by client, with ongoing housing subsidy	0	0	0	0	0
Owned by client, with ongoing housing subsidy	0	0	0	0	0
Owned by client, no ongoing housing subsidy	0	0	0	0	0
<b>Subtotal - Permanent Situations</b>	<b>132</b>	<b>0</b>	<b>0</b>	<b>132</b>	<b>0</b>
<b>Other Situations</b>					
No Exit Interview Completed	0	0	0	0	0
Other	1	0	0	1	0
Deceased	0	0	0	0	0
Client Doesn't Know/Prefers Not to Answer	0	0	0	0	0
Data Not Collected	0	0	0	0	0
<b>Subtotal - Other Situations</b>	<b>1</b>	<b>0</b>	<b>0</b>	<b>1</b>	<b>0</b>
<b>Total</b>	<b>168</b>	<b>0</b>	<b>0</b>	<b>168</b>	<b>0</b>
Total persons exiting to positive housing destinations	133	0	0	133	0
Total persons whose destinations excluded them from the calculation	7	0	0	7	0
Percentage	82.61%	0	0	82.61%	0

Updated 10/1/2023: Rows reordered and grouped differently. Destinations with subsidies are now detailed in Q23d. Existing data has been updated to match new row order and relocated to Q23d as appropriate.

Numbers in *green italics* have been recalculated or weighted based on available totals.

### Q23d: Exit Destination – Subsidy Type of Persons Exiting to Rental by Client With An Ongoing Subsidy

	Total	Without Children	With Children and Adults	With Only Children	Unknown Household Type
GPD TIP housing subsidy	0	0	0	0	0
VASH housing subsidy	0	0	0	0	0
RRH or equivalent subsidy	0	0	0	0	0
HCV voucher (tenant or project based) (not dedicated)	0	0	0	0	0
Public housing unit	0	0	0	0	0
Rental by client, with other ongoing housing subsidy	0	0	0	0	0
Housing Stability Voucher	0	0	0	0	0
Family Unification Program Voucher (FUP)	0	0	0	0	0
Foster Youth to Independence Initiative (FYI)	0	0	0	0	0
Permanent Supportive Housing	0	0	0	0	0
Other permanent housing dedicated for formerly homeless persons	0	0	0	0	0
TOTAL	0	0	0	0	0

New as of 10/1/2023: Existing data from Q23c prior to 10/1/2023 has been relocated to Q23d as appropriate.

### Q23e: Exit Destination Type by Race and Ethnicity

	Total	American Indian, Alaska Native, or Indigenous	Asian or Asian American	Black, African American, or African	Hispanic/Latina/e/o	Middle Eastern or North African	Native Hawaiian or Pacific Islander	White	At Least 1 Race and Hispanic/Latina/e/o	Multi-racial (does not include Hispanic/Latina/e/o)	Unknown (Don't Know, Prefer not to Answer, Data not Collect)
Homeless Situations	17	0	0	4	0	0	0	1	12	0	0
Institutional Situations	10	0	0	3	1	0	0	2	4	0	0
Temporary Housing Situations	8	0	0	0	0	0	0	4	3	1	0
Permanent Housing Situations	132	0	3	31	13	0	0	20	65	0	0
Other	1	0	0	1	0	0	0	0	0	0	0
Total	168	0	3	39	14	0	0	27	84	1	0

New as of 10/1/2023.

**Q24a: Homelessness Prevention Housing Assessment at Exit**

	Total	Without Children	With Children and Adults	With Only Children	Unknown Household Type
Able to maintain the housing they had at project start—Without a subsidy	0	0	0	0	0
Able to maintain the housing they had at project start—With the subsidy they had at project start	0	0	0	0	0
Able to maintain the housing they had at project start—With an on-going subsidy acquired since project start	0	0	0	0	0
Able to maintain the housing they had at project start—Only with financial assistance other than a subsidy	0	0	0	0	0
Moved to new housing unit—With on-going subsidy	0	0	0	0	0
Moved to new housing unit—Without an on-going subsidy	0	0	0	0	0
Moved in with family/friends on a temporary basis	0	0	0	0	0
Moved in with family/friends on a permanent basis	0	0	0	0	0
Moved to a transitional or temporary housing facility or program	0	0	0	0	0
Client became homeless – moving to a shelter or other place unfit for human habitation	0	0	0	0	0
Jail/prison	0	0	0	0	0
Deceased	0	0	0	0	0
Client Doesn't Know/Prefers Not to Answer	0	0	0	0	0
Data not collected (no exit interview completed)	0	0	0	0	0
Total	0	0	0	0	0

**Q24d: Language of Persons Requiring Translation Assistance**

Language Response (Top 20 Languages Selected)	Total Persons Requiring Translation Assistance	Language Name <sup>1</sup>
Different Preferred Language	0	
Total	0	

New as of 10/1/2023. The output of the languages has been sorted from most to least requested.  
<sup>1</sup>Language name lookup is provided by Sage. The CSV upload contains only the first two columns.

**Q25a: Number of Veterans**

	Total	Without Children	With Children and Adults	Unknown Household Type
Chronically Homeless Veteran	0	0	0	0
Non-Chronically Homeless Veteran	0	0	0	0
Not a Veteran	0	0	0	0
Client Doesn't Know/Prefers Not to Answer	0	0	0	0
Data Not Collected	0	0	0	0
Total	0	0	0	0

**Q26b: Number of Chronically Homeless Persons by Household**

	Total	Without Children	With Children and Adults	With Only Children	Unknown Household Type
Chronically Homeless	0	0	0	0	0
Not Chronically Homeless	163	0	0	163	0
Client Doesn't Know/Prefers Not to Answer	0	0	0	0	0
Data Not Collected	12	0	0	12	0
Total	175	0	0	175	0





## HUD ESG CAPER - CSV upload only

Report: CAPER

Period: Your user level here: Data Entry and Account Admin

## Q04a: Project Identifiers in HMIS

Organization Name	Organization ID	Project Name	Project ID	HMIS Project Type	Method for Tracking ES	Affiliated with a residential project	Project IDs of affiliations	CoC Number	Geocode	Victim Service Provider	HMIS Software Name	Report Start Date
Operation SafeHouse	41	OSH SafeHouse Desert Emergency	261	0				CA-608	069065	0	Clarity HS	2023-07-01

CSV uploads containing multiple project rows in Q4 will display as separate rows here using the same value in Project Info Row ID.

## Q05a: Report Validations Table

Category	Count of Clients for DQ	Count of Clients
Total Number of Persons Served	77	77
Number of Adults (Age 18 or Over)	0	0
Number of Children (Under Age 18)	77	77
Number of Persons with Unknown Age	0	0
Number of Leavers	77	77
Number of Adult Leavers	0	0
Number of Adult and Head of Household Leavers	77	77
Number of Stayers	0	0
Number of Adult Stayers	0	0
Number of Veterans	0	0
Number of Chronically Homeless Persons	2	2
Number of Youth Under Age 25	76	76
Number of Parenting Youth Under Age 25 with Children	0	0
Number of Adult Heads of Household	0	0
Number of Child and Unknown-Age Heads of Household	77	77
Heads of Households and Adult Stayers in the Project 365 Days or More	0	0

Effective 1/1/2023, this question includes separate columns for totals relevant to the DQ questions and totals relevant to the entire APR. Data uploaded prior to 1/1/2023 has been bulk updated to use the same totals for both columns in order to support calculations in the Aggregator.



**Q06a: Data Quality: Personally Identifying Information**

	Client Doesn't Know/Prefers Not to Answer	Information Missing	Data Issues	Total	% of Issue Rate
Name	0	2	0	2	2.60%
Social Security Number	24	0	0	24	31.17%
Date of Birth	0	0	1	1	1.30%
Race/Ethnicity	1	0	0	1	1.30%
Gender	0	0	0	0	0%
Overall Score	0	0	0	25	32.47%

New as of 10/1/2023.

Numbers in *green italics* have been recalculated or weighted based on available totals.**Q06b: Data Quality: Universal Data Elements**

Data Element	Client Doesn't Know/Prefers Not to Answer	Information Missing	Data Issues	Total	% of Issue Rate
Veteran Status	0	0	0	0	0%
Project Start Date	0	0	0	0	0%
Relationship to Head of Household	0	0	0	0	0%
Enrollment CoC	0	0	0	0	0%
Disabling Condition	0	0	0	0	0%

Numbers in *green italics* have been recalculated or weighted based on available totals.**Q06c: Data Quality: Income and Housing Data Quality**

Data Element	Client Doesn't Know/Prefers Not to Answer	Information Missing	Data Issues	Total	% of Error Rate
Destination	0	0	0	0	0%
Income and Sources at Start	0	0	0	0	0%
Income and Sources at Annual Assessment	0	0	0	0	0%
Income and Sources at Exit	0	0	0	0	0%

Numbers in *green italics* have been recalculated or weighted based on available totals.**Q06d: Data Quality: Chronic Homelessness**

Entering into project type	Count of Total Records	Missing Time in Institution	Missing Time in Housing	Approximate Date Started DK/R/missing	Number of Times DK/R/missing	Number of Months DK/R/missing	% of Records Unable to Calculate
ES-EE, ES-NbN, SH, Street Outreach	77	0	0	18	18	18	23.38%
TH	0	0	0	0	0	0	0
PH (All)	0	0	0	0	0	0	0
CE	0	0	0	0	0	0	0
SSO, Day Shelter, HP	0	0	0	0	0	0	0
Total	77	0	0	0	0	0	23.38%

Numbers in *green italics* have been recalculated or weighted based on available totals.

**Q06e: Data Quality: Timeliness**

Time for Record Entry	Number of Project Start Records	Number of Project Exit Records
< 0 days	0	0
0 days	0	3
1-3 Days	45	39
4-6 Days	14	13
7-10 Days	12	16
11+ Days	4	6

**Q06f: Data Quality: Inactive Records: Street Outreach & Emergency Shelter**

Data Element	# of Records	# of Inactive Records	% of Inactive Records
Contact (Adults and Heads of Household in Street Outreach or ES - NbN)	0	0	0
Bed Night (All Clients in ES - NbN)	0	0	0

Numbers in *green italics* have been recalculated or weighted based on available totals.

**Q07a: Number of Persons Served**

	Total	Without Children	With Children and Adults	With Only Children	Unknown Household Type
Adults	0	0	0	0	0
Children	77	0	0	77	0
Client Doesn't Know/Prefers Not to Answer	0	0	0	0	0
Data Not Collected	0	0	0	0	0
Total	77	0	0	77	0
For PSH & RRH – the total persons served who moved into housing	0	0	0	0	0

**Q07b: Point-in-Time Count of Persons on the Last Wednesday**

	Total	Without Children	With Children and Adults	With Only Children	Unknown Household Type
January	3	0	0	3	0
April	6	0	0	6	0
July	3	0	0	3	0
October	5	0	0	5	0

**Q08a: Households Served**

	Total	Without Children	With Children and Adults	With Only Children	Unknown Household Type
Total Households	77	0	0	77	0
For PSH & RRH – the total households served who moved into housing	0	0	0	0	0

**Q08b: Point-in-Time Count of Households on the Last Wednesday**

	Total	Without Children	With Children and Adults	With Only Children	Unknown Household Type
January	3	0	0	3	0
April	6	0	0	6	0
July	3	0	0	3	0
October	5	0	0	5	0

**Q09a: Number of Persons Contacted**

Number of Persons Contacted	All Persons Contacted	First contact – NOT staying on the Streets, ES-EE, ES-NbN, or SH	First contact – WAS staying on Streets, ES-EE, ES-NbN, or SH	First contact – Worker unable to determine
Once	0	0	0	0
2-5 Times	0	0	0	0
6-9 Times	0	0	0	0
10+ Times	0	0	0	0
Total Persons Contacted	0	0	0	0

**Q09b: Number of Persons Newly Engaged**

Number of Persons Engaged	All Persons Contacted	First contact – NOT staying on the Streets, ES-EE, ES-NbN, or SH	First contact – WAS staying on Streets, ES-EE, ES-NbN, or SH	First contact – Worker unable to determine
Once	0	0	0	0
2-5 Contacts	0	0	0	0
6-9 Contacts	0	0	0	0
10+ Contacts	0	0	0	0
Total Persons Engaged	0	0	0	0
Rate of Engagement	0	0	0	0

Numbers in *green italics* have been recalculated or weighted based on available totals.

**Q10a: Gender**

	Total	Without Children	With Children and Adults	With Only Children	Unknown Household Type
Woman	45	0	0	45	0
Man	29	0	0	29	0
Culturally Specific Identity	0	0	0	0	0
Transgender	0	0	0	0	0
Non-Binary	1	0	0	1	0
Questioning	0	0	0	0	0
Different Identity	2	0	0	2	0
Woman/Man	0	0	0	0	0
Woman/Culturally Specific Identity	0	0	0	0	0
Woman/Transgender	0	0	0	0	0
Woman/Non-Binary	0	0	0	0	0
Woman/Questioning	0	0	0	0	0
Woman/Different Identity	0	0	0	0	0
Man/Culturally Specific Identity	0	0	0	0	0
Man/Transgender	0	0	0	0	0
Man/Non-Binary	0	0	0	0	0
Man/Questioning	0	0	0	0	0
Man/Different Identity	0	0	0	0	0
Culturally Specific Identity/Transgender	0	0	0	0	0
Culturally Specific Identity/Non-Binary	0	0	0	0	0
Culturally Specific Identity/Questioning	0	0	0	0	0
Culturally Specific Identity/Different Identity	0	0	0	0	0
Transgender/Non-Binary	0	0	0	0	0
Transgender/Questioning	0	0	0	0	0
Transgender/Different Identity	0	0	0	0	0
Non-Binary/Questioning	0	0	0	0	0
Non-Binary/Different Identity	0	0	0	0	0
Questioning/Different Identity	0	0	0	0	0
More than 2 Gender Identities Selected	0	0	0	0	0
Client Doesn't Know/Prefers Not to Answer	0	0	0	0	0
Data Not Collected	0	0	0	0	0
<b>Total</b>	<b>77</b>	<b>0</b>	<b>0</b>	<b>77</b>	<b>0</b>

New as of 10/1/2023.

## Q10d: Gender by Age Ranges

	Total	Under Age 18	Age 18-24	Age 25-64	Age 65+	Client Doesn't Know/Prefers Not to Answer	Data Not Collected
Woman	45	45	0	0	0	0	0
Man	29	29	0	0	0	0	0
Culturally Specific Identity	0	0	0	0	0	0	0
Transgender	0	0	0	0	0	0	0
Non-Binary	1	1	0	0	0	0	0
Questioning	0	0	0	0	0	0	0
Different Identity	2	2	0	0	0	0	0
Woman/Man	0	0	0	0	0	0	0
Woman/Culturally Specific Identity	0	0	0	0	0	0	0
Woman/Transgender	0	0	0	0	0	0	0
Woman/Non-Binary	0	0	0	0	0	0	0
Woman/Questioning	0	0	0	0	0	0	0
Woman/Different Identity	0	0	0	0	0	0	0
Man/Culturally Specific Identity	0	0	0	0	0	0	0
Man/Transgender	0	0	0	0	0	0	0
Man/Non-Binary	0	0	0	0	0	0	0
Man/Questioning	0	0	0	0	0	0	0
Man/Different Identity	0	0	0	0	0	0	0
Culturally Specific Identity/Transgender	0	0	0	0	0	0	0
Culturally Specific Identity/Non-Binary	0	0	0	0	0	0	0
Culturally Specific Identity/Questioning	0	0	0	0	0	0	0
Culturally Specific Identity/Different Identity	0	0	0	0	0	0	0
Transgender/Non-Binary	0	0	0	0	0	0	0
Transgender/Questioning	0	0	0	0	0	0	0
Transgender/Different Identity	0	0	0	0	0	0	0
Non-Binary/Questioning	0	0	0	0	0	0	0
Non-Binary/Different Identity	0	0	0	0	0	0	0
Questioning/Different Identity	0	0	0	0	0	0	0
More than 2 Gender Identities Selected	0	0	0	0	0	0	0
Client Doesn't Know/Prefers Not to Answer	0	0	0	0	0	0	0
Data Not Collected	0	0	0	0	0	0	0
Total	77	77	0	0	0	0	0

New as of 10/1/2023.

**Q11: Age**

	Total	Without Children	With Children and Adults	With Only Children	Unknown Household Type
Under 5	0	0	0	0	0
5-12	7	0	0	7	0
13-17	70	0	0	70	0
18-24	0	0	0	0	0
25-34	0	0	0	0	0
35-44	0	0	0	0	0
45-54	0	0	0	0	0
55-64	0	0	0	0	0
65+	0	0	0	0	0
Client Doesn't Know/Prefers Not to Answer	0	0	0	0	0
Data Not Collected	0	0	0	0	0
<b>Total</b>	<b>77</b>	<b>0</b>	<b>0</b>	<b>77</b>	<b>0</b>

New as of 10/1/2023.

**Q12: Race and Ethnicity**

	Total	Without Children	With Children and Adults	With Only Children	Unknown Household Type
American Indian, Alaska Native, or Indigenous	4	0	0	4	0
Asian or Asian American	1	0	0	1	0
Black, African American, or African	18	0	0	18	0
Hispanic/Latina/e/o	14	0	0	14	0
Middle Eastern or North African	0	0	0	0	0
Native Hawaiian or Pacific Islander	0	0	0	0	0
White	18	0	0	18	0
Asian or Asian American & American Indian, Alaska Native, or Indigenous	0	0	0	0	0
Black, African American, or African & American Indian, Alaska Native, or Indigenous	0	0	0	0	0
Hispanic/Latina/e/o & American Indian, Alaska Native, or Indigenous	0	0	0	0	0
Middle Eastern or North African & American Indian, Alaska Native, or Indigenous	0	0	0	0	0
Native Hawaiian or Pacific Islander & American Indian, Alaska Native, or Indigenous	0	0	0	0	0
White & American Indian, Alaska Native, or Indigenous	0	0	0	0	0
Black, African American, or African & Asian or Asian American	1	0	0	1	0
Hispanic/Latina/e/o & Asian or Asian American	0	0	0	0	0
Middle Eastern or North African & Asian or Asian American	0	0	0	0	0
Native Hawaiian or Pacific Islander & Asian or Asian American	0	0	0	0	0
White & Asian or Asian American	0	0	0	0	0
Hispanic/Latina/e/o & Black, African American, or African	1	0	0	1	0
Middle Eastern or North African & Black, African American, or African	0	0	0	0	0
Native Hawaiian or Pacific Islander & Black, African American, or African	0	0	0	0	0
White & Black, African American, or African	0	0	0	0	0
Middle Eastern or North African & Hispanic/Latina/e/o	0	0	0	0	0
Native Hawaiian or Pacific Islander & Hispanic/Latina/e/o	0	0	0	0	0
White & Hispanic/Latina/e/o	19	0	0	19	0
Native Hawaiian or Pacific Islander & Middle Eastern or North African	0	0	0	0	0
White & Middle Eastern or North African	0	0	0	0	0
White & Native Hawaiian or Pacific Islander	0	0	0	0	0
Multiracial – more than 2 races/ethnicity, with one being Hispanic/Latina/e/o	0	0	0	0	0
Multiracial – more than 2 races, where no option is Hispanic/Latina/e/o	0	0	0	0	0
Client Doesn't Know/Prefers Not to Answer	1	0	0	1	0
Data Not Collected	0	0	0	0	0
<b>Total</b>	<b>77</b>	<b>0</b>	<b>0</b>	<b>77</b>	<b>0</b>

New as of 10/1/2023.

**Q13a1: Physical and Mental Health Conditions at Start**

	Total Persons	Without Children	Adults in HH with Children & Adults	Children in HH with Children & Adults	With Children and Adults ☞	With Only Children	Unknown Household Type
Mental Health Disorder	31	0	0	0	0	31	0
Alcohol Use Disorder	0	0	0	0	0	0	0
Drug Use Disorder	8	0	0	0	0	8	0
Both Alcohol Use and Drug Use Disorders	7	0	0	0	0	7	0
Chronic Health Condition	8	0	0	0	0	8	0
HIV/AIDS	0	0	0	0	0	0	0
Developmental Disability	12	0	0	0	0	12	0
Physical Disability	5	0	0	0	0	5	0

☞ The "With Children and Adults" column is retired as of 10/1/2019 and replaced with the columns "Adults in HH with Children & Adults" and "Children in HH with Children & Adults".

**Q13b1: Physical and Mental Health Conditions at Exit**

	Total Persons	Without Children	Adults in HH with Children & Adults	Children in HH with Children & Adults	With Children and Adults ☞	With Only Children	Unknown Household Type
Mental Health Disorder	28	0	0	0	0	28	0
Alcohol Use Disorder	0	0	0	0	0	0	0
Drug Use Disorder	10	0	0	0	0	10	0
Both Alcohol Use and Drug Use Disorders	5	0	0	0	0	5	0
Chronic Health Condition	9	0	0	0	0	9	0
HIV/AIDS	0	0	0	0	0	0	0
Developmental Disability	14	0	0	0	0	14	0
Physical Disability	5	0	0	0	0	5	0

☞ The "With Children and Adults" column is retired as of 10/1/2019 and replaced with the columns "Adults in HH with Children & Adults" and "Children in HH with Children & Adults".

**Q13c1: Physical and Mental Health Conditions for Stayers**

	Total Persons	Without Children	Adults in HH with Children & Adults	Children in HH with Children & Adults	With Children and Adults ☞	With Only Children	Unknown Household Type
Mental Health Disorder	0	0	0	0	0	0	0
Alcohol Use Disorder	0	0	0	0	0	0	0
Drug Use Disorder	0	0	0	0	0	0	0
Both Alcohol Use and Drug Use Disorders	0	0	0	0	0	0	0
Chronic Health Condition	0	0	0	0	0	0	0
HIV/AIDS	0	0	0	0	0	0	0
Developmental Disability	0	0	0	0	0	0	0
Physical Disability	0	0	0	0	0	0	0

☞ The "With Children and Adults" column is retired as of 10/1/2019 and replaced with the columns "Adults in HH with Children & Adults" and "Children in HH with Children & Adults".



**Q14a: History of Domestic Violence, Sexual Assault, Dating Violence, Stalking, or Human Trafficking**

	Total	Without Children	With Children and Adults	With Only Children	Unknown Household Type
Yes	0	0	0	0	0
No	0	0	0	0	0
Client Doesn't Know/Prefers Not to Answer	0	0	0	0	0
Data Not Collected	77	0	0	77	0
Total	77	0	0	77	0

**Q14b: Most recent experience of domestic violence, sexual assault, dating violence, stalking, or human trafficking**

	Total	Without Children	With Children and Adults	With Only Children	Unknown Household Type
Within the past three months	0	0	0	0	0
Three to six months ago	0	0	0	0	0
Six months to one year	0	0	0	0	0
One year ago, or more	0	0	0	0	0
Client Doesn't Know/Prefers Not to Answer	0	0	0	0	0
Data Not Collected	0	0	0	0	0
Total	0	0	0	0	0

New as of 10/1/2023.

**Q15: Living Situation**

	Total	Without Children	With Children and Adults	With Only Children	Unknown Household Type
<b>Homeless Situations</b>					
Place not meant for habitation	5	0	0	5	0
Emergency shelter, including hotel or motel paid for with emergency shelter voucher, Host Home shelter	10	0	0	10	0
Safe Haven	0	0	0	0	0
<b>Subtotal - Homeless Situations</b>	<b>15</b>	<b>0</b>	<b>0</b>	<b>15</b>	<b>0</b>
<b>Institutional Situations</b>					
Foster care home or foster care group home	0	0	0	0	0
Hospital or other residential non-psychiatric medical facility	0	0	0	0	0
Jail, prison, or juvenile detention facility	0	0	0	0	0
Long-term care facility or nursing home	0	0	0	0	0
Psychiatric hospital or other psychiatric facility	7	0	0	7	0
Substance abuse treatment facility or detox center	0	0	0	0	0
<b>Subtotal - Institutional Situations</b>	<b>7</b>	<b>0</b>	<b>0</b>	<b>7</b>	<b>0</b>
<b>Temporary Situations</b>					
Transitional housing for homeless persons (including homeless youth)	0	0	0	0	0
Residential project or halfway house with no homeless criteria	0	0	0	0	0
Hotel or motel paid for without emergency shelter voucher	1	0	0	1	0
Host Home (non-crisis)	0	0	0	0	0
Staying or living in a friend's room, apartment, or house	7	0	0	7	0
Staying or living in a family member's room, apartment, or house	47	0	0	47	0
<b>Subtotal - Temporary Situations</b>	<b>55</b>	<b>0</b>	<b>0</b>	<b>55</b>	<b>0</b>
<b>Permanent Situations</b>					
Rental by client, no ongoing housing subsidy	0	0	0	0	0
Rental by client, with ongoing housing subsidy	0	0	0	0	0
Owned by client, with ongoing housing subsidy	0	0	0	0	0
Owned by client, no ongoing housing subsidy	0	0	0	0	0
<b>Subtotal - Permanent Situations</b>	<b>0</b>	<b>0</b>	<b>0</b>	<b>0</b>	<b>0</b>
Client Doesn't Know/Prefers Not to Answer	0	0	0	0	0
Data Not Collected	0	0	0	0	0
<b>Subtotal - Other Situations</b>	<b>0</b>	<b>0</b>	<b>0</b>	<b>0</b>	<b>0</b>
<b>TOTAL</b>	<b>77</b>	<b>0</b>	<b>0</b>	<b>77</b>	<b>0</b>

Updated 10/1/2023: Rows reordered and grouped differently. New "Rental by client, with ongoing housing subsidy" row includes data previously reported under separate subsidy types.

☞ Interim housing is retired as of 10/1/2019.

**Q16: Cash Income - Ranges**

	Income at Start	Income at Latest Annual Assessment for Stayers	Income at Exit for Leavers
No income	0	0	0
\$1 - \$150	0	0	0
\$151 - \$250	0	0	0
\$251 - \$500	0	0	0
\$501 - \$1000	0	0	0
\$1,001 - \$1,500	0	0	0
\$1,501 - \$2,000	0	0	0
\$2,001+	0	0	0
Client Doesn't Know/Prefers Not to Answer	0	0	0
Data Not Collected	0	0	0
Number of Adult Stayers Not Yet Required to Have an Annual Assessment	0	0	0
Number of Adult Stayers Without Required Annual Assessment	0	0	0
Total Adults	0	0	0

**Q17: Cash Income - Sources**

	Income at Start	Income at Latest Annual Assessment for Stayers	Income at Exit for Leavers
Earned Income	0	0	0
Unemployment Insurance	0	0	0
Supplemental Security Income (SSI)	0	0	0
Social Security Disability Insurance (SSDI)	0	0	0
VA Service-Connected Disability Compensation	0	0	0
VA Non-Service Connected Disability Pension	0	0	0
Private Disability Insurance	0	0	0
Worker's Compensation	0	0	0
Temporary Assistance for Needy Families (TANF)	0	0	0
General Assistance (GA)	0	0	0
Retirement Income from Social Security	0	0	0
Pension or retirement income from a former job	0	0	0
Child Support	0	0	0
Alimony and other spousal support	0	0	0
Other Source	0	0	0
Adults with Income Information at Start and Annual Assessment/Exit	0	0	0

## Q19b: Disabling Conditions and Income for Adults at Exit

	AO: Adult with Disabling Condition	AO: Adult without Disabling Condition	AO: Total Adults	AO: % with Disabling Condition by Source	AC: Adult with Disabling Condition	AC: Adult without Disabling Condition	AC: Total Adults	AC: % with Disabling Condition by Source	UK: Adult with Disabling Condition	UK: Adult without Disabling Condition	UK: Total Adults	UK: % with Disabling Condition by Source
Earned Income	0	0	0	0	0	0	0	0	0	0	0	0
Unemployment Insurance	0	0	0	0	0	0	0	0	0	0	0	0
Supplemental Security Income (SSI)	0	0	0	0	0	0	0	0	0	0	0	0
Social Security Disability Insurance (SSDI)	0	0	0	0	0	0	0	0	0	0	0	0
VA Service-Connected Disability Compensation	0	0	0	0	0	0	0	0	0	0	0	0
VA Non-Service-Connected Disability Pension	0	0	0	0	0	0	0	0	0	0	0	0
Private Disability Insurance	0	0	0	0	0	0	0	0	0	0	0	0
Worker's Compensation	0	0	0	0	0	0	0	0	0	0	0	0
Temporary Assistance for Needy Families (TANF)	0	0	0	0	0	0	0	0	0	0	0	0
General Assistance (GA)	0	0	0	0	0	0	0	0	0	0	0	0
Retirement Income from Social Security	0	0	0	0	0	0	0	0	0	0	0	0
Pension or retirement income from a former job	0	0	0	0	0	0	0	0	0	0	0	0
Child Support	0	0	0	0	0	0	0	0	0	0	0	0
Alimony and other spousal support	0	0	0	0	0	0	0	0	0	0	0	0
Other source	0	0	0	0	0	0	0	0	0	0	0	0
No Sources	0	0	0	0	0	0	0	0	0	0	0	0
Unduplicated Total Adults	0	0	0		0	0	0		0	0	0	

Numbers in *green italics* have been recalculated or weighted based on available totals.

**Q20a: Type of Non-Cash Benefit Sources**

	Benefit at Start	Benefit at Latest Annual Assessment for Stayers	Benefit at Exit for Leavers
Supplemental Nutrition Assistance Program (SNAP) (Previously known as Food Stamps)	0	0	0
Special Supplemental Nutrition Program for Women, Infants, and Children (WIC)	0	0	0
TANF Child Care Services	0	0	0
TANF Transportation Services	0	0	0
Other TANF-Funded Services	0	0	0
Other Source	0	0	0

**Q21: Health Insurance**

	At Start	At Annual Assessment for Stayers	At Exit for Leavers
MEDICAID	36	0	55
MEDICARE	0	0	0
State Children's Health Insurance Program	0	0	0
Veteran's Health Administration (VHA)	0	0	0
Employer-Provided Health Insurance	0	0	0
Health Insurance obtained through COBRA	0	0	0
Private Pay Health Insurance	1	0	1
State Health Insurance for Adults	0	0	0
Indian Health Services Program	0	0	0
Other	13	0	14
No Health Insurance	27	0	7
Client Doesn't Know/Prefers Not to Answer	0	0	0
Data Not Collected	0	0	0
Number of Stayers Not Yet Required to Have an Annual Assessment	0	0	0
1 Source of Health Insurance	50	0	70
More than 1 Source of Health Insurance	0	0	0

**Q22a2: Length of Participation – ESG Projects**

	Total	Leavers	Stayers
0 to 7 days	47	47	0
8 to 14 days	11	11	0
15 to 21 days	13	13	0
22 to 30 days	4	4	0
31 to 60 days	2	2	0
61 to 90 days	0	0	0
91 to 180 days	0	0	0
181 to 365 days	0	0	0
366 to 730 days (1-2 Yrs)	0	0	0
731 to 1,095 days (2-3 Yrs)	0	0	0
1,096 to 1,460 days (3-4 Yrs)	0	0	0
1,461 to 1,825 days (4-5 Yrs)	0	0	0
More than 1,825 days (> 5 Yrs)	0	0	0
Total	77	77	0

**Q22c: Length of Time between Project Start Date and Housing Move-in Date**

	Total	Without Children	With Children and Adults	With Only Children	Unknown Household Type
7 days or less	0	0	0	0	0
8 to 14 days	0	0	0	0	0
15 to 21 days	0	0	0	0	0
22 to 30 days	0	0	0	0	0
31 to 60 days	0	0	0	0	0
61 to 90 days	0	0	0	0	0
91 to 180 days	0	0	0	0	0
181 to 365 days	0	0	0	0	0
366 to 730 days (1-2 Yrs)	0	0	0	0	0
<b>Total (persons moved into housing)</b>	0	0	0	0	0
<b>Average length of time to housing</b>	0	0	0	0	0
<b>Persons who were exited without move-in</b>	0	0	0	0	0
<b>Total persons</b>	0	0	0	0	0

Numbers in *green italics* have been recalculated or weighted based on available totals.

**Q22d: Length of Participation by Household Type**

	Total	Without Children	With Children and Adults	With Only Children	Unknown Household Type
7 days or less	47	0	0	47	0
8 to 14 days	11	0	0	11	0
15 to 21 days	13	0	0	13	0
22 to 30 days	4	0	0	4	0
31 to 60 days	2	0	0	2	0
61 to 90 days	0	0	0	0	0
91 to 180 days	0	0	0	0	0
181 to 365 days	0	0	0	0	0
366 to 730 days (1-2 Yrs)	0	0	0	0	0
731 days or more	0	0	0	0	0
<b>Total</b>	77	0	0	77	0

**Q22e: Length of Time Prior to Housing - based on 3.917 Date Homelessness Started**

	Total	Without Children	With Children and Adults	With Only Children	Unknown Household Type
7 days or less	40	0	0	40	0
8 to 14 days	3	0	0	3	0
15 to 21 days	0	0	0	0	0
22 to 30 days	0	0	0	0	0
31 to 60 days	3	0	0	3	0
61 to 90 days	2	0	0	2	0
91 to 180 days	5	0	0	5	0
181 to 365 days	3	0	0	3	0
366 to 730 days (1-2 Yrs)	3	0	0	3	0
731 days or more	0	0	0	0	0
<b>Total</b>	59	0	0	59	0
Not yet moved into housing	0	0	0	0	0
Data not collected	18	0	0	18	0
<b>Total persons</b>	77	0	0	77	0

**Q22f: Length of Time between Project Start Date and Housing Move-in Date by Race and Ethnicity**

	American Indian, Alaska Native, or Indigenous	Asian or Asian American	Black, African American, or African	Hispanic/Latina/e/o	Middle Eastern or North African	Native Hawaiian or Pacific Islander	White	At Least 1 Race and Hispanic/Latina/e/o	Multi-racial (does not include Hispanic/Latina/e/o)	Unknown (Don't Know, Preferred not to Answer, Data not Collected)
Persons Moved Into Housing	0	0	0	0	0	0	0	0	0	0
Persons Exited Without Move-In	0	0	0	0	0	0	0	0	0	0
Average time to Move-In	0	0	0	0	0	0	0	0	0	0
Median time to Move-In	0.00	0.00	0.00	0.00	0.00	0.00	0.00	0.00	0.00	0.00

New as of 10/1/2023.

### Q22g: Length of Time Prior to Housing by Race and Ethnicity - based on 3.917 Date Homelessness Started

	American Indian, Alaska Native, or Indigenous	Asian or Asian American	Black, African American, or African	Hispanic/Latina/e/o	Middle Eastern or North African	Native Hawaiian or Pacific Islander	White	At Least 1 Race and Hispanic/Latina/e/o	Multi-racial (does not include Hispanic/Latina/e/o)	Unknown (Don't Know, Preferred not to Answer, Data not Collected)
Persons Moved Into Housing	3	1	13	12	0	0	12	17	1	0
Persons Not Yet Moved Into Housing	0	0	0	0	0	0	0	0	0	0
Average time to Move-In	0	3.00	79.00	8.00	0	0	32.00	97.00	112.00	0
Median time to Move-In	0.00	3.00	12.00	0.00	0.00	0.00	0.00	0.00	112.00	0.00

New as of 10/1/2023.



**Q23c: Exit Destination**

	Total	Without Children	With Children and Adults	With Only Children	Unknown Household Type
<b>Homeless Situations</b>					
Place not meant for habitation (e.g., a vehicle, an abandoned building, bus/train/subway station/airport or anywhere outside)	8	0	0	8	0
Emergency shelter, including hotel or motel paid for with emergency shelter voucher, Host Home shelter	5	0	0	5	0
Safe Haven	0	0	0	0	0
<b>Subtotal - Homeless Situations</b>	13	0	0	13	0
<b>Institutional Situations</b>					
Foster care home or foster care group home	4	0	0	4	0
Hospital or other residential non-psychiatric medical facility	1	0	0	1	0
Jail, prison, or juvenile detention facility	0	0	0	0	0
Long-term care facility or nursing home	0	0	0	0	0
Psychiatric hospital or other psychiatric facility	1	0	0	1	0
Substance abuse treatment facility or detox center	0	0	0	0	0
<b>Subtotal - Institutional Situations</b>	6	0	0	6	0
<b>Temporary Situations</b>					
Transitional housing for homeless persons (including homeless youth)	1	0	0	1	0
Residential project or halfway house with no homeless criteria	0	0	0	0	0
Hotel or motel paid for without emergency shelter voucher	0	0	0	0	0
Host Home (non-crisis)	0	0	0	0	0
Staying or living with family, temporary tenure (e.g., room, apartment, or house)	1	0	0	1	0
Staying or living with friends, temporary tenure (e.g., room, apartment, or house)	0	0	0	0	0
Moved from one HOPWA funded project to HOPWA TH	0	0	0	0	0
<b>Subtotal - Temporary Situations</b>	2	0	0	2	0
<b>Permanent Situations</b>					
Staying or living with family, permanent tenure	55	0	0	55	0
Staying or living with friends, permanent tenure	0	0	0	0	0
Moved from one HOPWA funded project to HOPWA PH	0	0	0	0	0
Rental by client, no ongoing housing subsidy	0	0	0	0	0
Rental by client, with ongoing housing subsidy	0	0	0	0	0
Owned by client, with ongoing housing subsidy	0	0	0	0	0
Owned by client, no ongoing housing subsidy	0	0	0	0	0
<b>Subtotal - Permanent Situations</b>	55	0	0	55	0
<b>Other Situations</b>					
No Exit Interview Completed	0	0	0	0	0
Other	1	0	0	1	0
Deceased	0	0	0	0	0
Client Doesn't Know/Prefers Not to Answer	0	0	0	0	0
Data Not Collected	0	0	0	0	0
<b>Subtotal - Other Situations</b>	1	0	0	1	0
<b>Total</b>	77	0	0	77	0
Total persons exiting to positive housing destinations	55	0	0	55	0
Total persons whose destinations excluded them from the calculation	5	0	0	5	0
Percentage	76.39%	0	0	76.39%	0

Updated 10/1/2023: Rows reordered and grouped differently. Destinations with subsidies are now detailed in Q23d. Existing data has been updated to match new row order and relocated to Q23d as appropriate.  
Numbers in *green italics* have been recalculated or weighted based on available totals.

### Q23d: Exit Destination – Subsidy Type of Persons Exiting to Rental by Client With An Ongoing Subsidy

	Total	Without Children	With Children and Adults	With Only Children	Unknown Household Type
GPD TIP housing subsidy	0	0	0	0	0
VASH housing subsidy	0	0	0	0	0
RRH or equivalent subsidy	0	0	0	0	0
HCV voucher (tenant or project based) (not dedicated)	0	0	0	0	0
Public housing unit	0	0	0	0	0
Rental by client, with other ongoing housing subsidy	0	0	0	0	0
Housing Stability Voucher	0	0	0	0	0
Family Unification Program Voucher (FUP)	0	0	0	0	0
Foster Youth to Independence Initiative (FYI)	0	0	0	0	0
Permanent Supportive Housing	0	0	0	0	0
Other permanent housing dedicated for formerly homeless persons	0	0	0	0	0
TOTAL	0	0	0	0	0

New as of 10/1/2023: Existing data from Q23c prior to 10/1/2023 has been relocated to Q23d as appropriate.

### Q23e: Exit Destination Type by Race and Ethnicity

	Total	American Indian, Alaska Native, or Indigenous	Asian or Asian American	Black, African American, or African	Hispanic/Latina/e/o	Middle Eastern or North African	Native Hawaiian or Pacific Islander	White	At Least 1 Race and Hispanic/Latina/e/o	Multi-racial (does not include Hispanic/Latina/e/o)	Unknown (Don't Know, Prefer not to Answer, Data not Collect)
Homeless Situations	13	0	0	5	5	0	0	2	1	0	0
Institutional Situations	6	0	0	1	1	0	0	1	3	0	0
Temporary Housing Situations	2	0	0	1	0	0	0	0	1	0	0
Permanent Housing Situations	55	4	1	11	8	0	0	15	15	0	1
Other	1	0	0	0	0	0	0	0	0	1	0
Total	77	4	1	18	14	0	0	18	20	1	1

New as of 10/1/2023.

**Q24a: Homelessness Prevention Housing Assessment at Exit**

	Total	Without Children	With Children and Adults	With Only Children	Unknown Household Type
Able to maintain the housing they had at project start--Without a subsidy	0	0	0	0	0
Able to maintain the housing they had at project start--With the subsidy they had at project start	0	0	0	0	0
Able to maintain the housing they had at project start--With an on-going subsidy acquired since project start	0	0	0	0	0
Able to maintain the housing they had at project start--Only with financial assistance other than a subsidy	0	0	0	0	0
Moved to new housing unit--With on-going subsidy	0	0	0	0	0
Moved to new housing unit--Without an on-going subsidy	0	0	0	0	0
Moved in with family/friends on a temporary basis	0	0	0	0	0
Moved in with family/friends on a permanent basis	0	0	0	0	0
Moved to a transitional or temporary housing facility or program	0	0	0	0	0
Client became homeless - moving to a shelter or other place unfit for human habitation	0	0	0	0	0
Jail/prison	0	0	0	0	0
Deceased	0	0	0	0	0
Client Doesn't Know/Prefers Not to Answer	0	0	0	0	0
Data not collected (no exit interview completed)	0	0	0	0	0
Total	0	0	0	0	0

**Q24d: Language of Persons Requiring Translation Assistance**

Language Response (Top 20 Languages Selected)	Total Persons Requiring Translation Assistance	Language Name <sup>1</sup>
Different Preferred Language	0	
Total	0	

New as of 10/1/2023. The output of the languages has been sorted from most to least requested.  
<sup>1</sup>Language name lookup is provided by Sage. The CSV upload contains only the first two columns.

**Q25a: Number of Veterans**

	Total	Without Children	With Children and Adults	Unknown Household Type
Chronically Homeless Veteran	0	0	0	0
Non-Chronically Homeless Veteran	0	0	0	0
Not a Veteran	0	0	0	0
Client Doesn't Know/Prefers Not to Answer	0	0	0	0
Data Not Collected	0	0	0	0
Total	0	0	0	0

**Q26b: Number of Chronically Homeless Persons by Household**

	Total	Without Children	With Children and Adults	With Only Children	Unknown Household Type
Chronically Homeless	2	0	0	2	0
Not Chronically Homeless	63	0	0	63	0
Client Doesn't Know/Prefers Not to Answer	0	0	0	0	0
Data Not Collected	12	0	0	12	0
Total	77	0	0	77	0



## HUD ESG CAPER - CSV upload only

Report: CAPER

Period: Your user level here: Data Entry and Account Admin

## Q04a: Project Identifiers in HMIS

Organization Name	Organization ID	Project Name	Project ID	HMIS Project Type	Method for Tracking ES	Affiliated with a residential project	Project IDs of affiliations	CoC Number	Geocode	Victim Service Provider	HMIS Software Name	Report Start Date
Path of Life Ministries	2	POL Year Round Emergency Shelt	161	0				CA-608	063048	0	Clarity HS	2023-07-01

CSV uploads containing multiple project rows in Q4 will display as separate rows here using the same value in Project Info Row ID.

## Q05a: Report Validations Table

Category	Count of Clients for DQ	Count of Clients
Total Number of Persons Served	722	722
Number of Adults (Age 18 or Over)	722	722
Number of Children (Under Age 18)	0	0
Number of Persons with Unknown Age	0	0
Number of Leavers	702	702
Number of Adult Leavers	702	702
Number of Adult and Head of Household Leavers	702	702
Number of Stayers	20	20
Number of Adult Stayers	20	20
Number of Veterans	24	24
Number of Chronically Homeless Persons	212	212
Number of Youth Under Age 25	73	73
Number of Parenting Youth Under Age 25 with Children	0	0
Number of Adult Heads of Household	722	722
Number of Child and Unknown-Age Heads of Household	0	0
Heads of Households and Adult Stayers in the Project 365 Days or More	0	0

Effective 1/1/2023, this question includes separate columns for totals relevant to the DQ questions and totals relevant to the entire APR. Data uploaded prior to 1/1/2023 has been bulk updated to use the same totals for both columns in order to support calculations in the Aggregator.

**Q06a: Data Quality: Personally Identifying Information**

	Client Doesn't Know/Prefers Not to Answer	Information Missing	Data Issues	Total	% of Issue Rate
Name	0	3	0	3	0.42%
Social Security Number	42	1	2	45	6.23%
Date of Birth	0	0	2	2	0.28%
Race/Ethnicity	0	1	0	1	0.14%
Gender	0	0	0	0	0%
Overall Score	0	0	0	48	6.65%

New as of 10/1/2023.

Numbers in *green italics* have been recalculated or weighted based on available totals.**Q06b: Data Quality: Universal Data Elements**

Data Element	Client Doesn't Know/Prefers Not to Answer	Information Missing	Data Issues	Total	% of Issue Rate
Veteran Status	0	3	0	3	0.42%
Project Start Date	0	0	0	0	0%
Relationship to Head of Household	0	0	0	0	0%
Enrollment CoC	0	0	0	0	0%
Disabling Condition	0	1	0	1	0.14%

Numbers in *green italics* have been recalculated or weighted based on available totals.**Q06c: Data Quality: Income and Housing Data Quality**

Data Element	Client Doesn't Know/Prefers Not to Answer	Information Missing	Data Issues	Total	% of Error Rate
Destination	0	1	0	1	0.14%
Income and Sources at Start	1	2	0	3	0.42%
Income and Sources at Annual Assessment	0	0	0	0	0
Income and Sources at Exit	1	1	0	2	0.28%

Numbers in *green italics* have been recalculated or weighted based on available totals.**Q06d: Data Quality: Chronic Homelessness**

Entering into project type	Count of Total Records	Missing Time in Institution	Missing Time in Housing	Approximate Date Started DK/R/missing	Number of Times DK/R/missing	Number of Months DK/R/missing	% of Records Unable to Calculate
ES-EE, ES-NbN, SH, Street Outreach	722	0	0	7	11	8	1.66%
TH	0	0	0	0	0	0	0
PH (All)	0	0	0	0	0	0	0
CE	0	0	0	0	0	0	0
SSO, Day Shelter, HP	0	0	0	0	0	0	0
Total	722	0	0	0	0	0	1.66%

Numbers in *green italics* have been recalculated or weighted based on available totals.

**Q06e: Data Quality: Timeliness**

Time for Record Entry	Number of Project Start Records	Number of Project Exit Records
< 0 days	0	15
0 days	16	317
1-3 Days	579	306
4-6 Days	55	33
7-10 Days	2	8
11+ Days	1	23

**Q06f: Data Quality: Inactive Records: Street Outreach & Emergency Shelter**

Data Element	# of Records	# of Inactive Records	% of Inactive Records
Contact (Adults and Heads of Household in Street Outreach or ES - NbN)	0	0	0
Bed Night (All Clients in ES - NbN)	0	0	0

Numbers in *green italics* have been recalculated or weighted based on available totals.

**Q07a: Number of Persons Served**

	Total	Without Children	With Children and Adults	With Only Children	Unknown Household Type
Adults	722	722	0	0	0
Children	0	0	0	0	0
Client Doesn't Know/Prefers Not to Answer	0	0	0	0	0
Data Not Collected	0	0	0	0	0
Total	722	722	0	0	0
For PSH & RRH – the total persons served who moved into housing	0	0	0	0	0

**Q07b: Point-in-Time Count of Persons on the Last Wednesday**

	Total	Without Children	With Children and Adults	With Only Children	Unknown Household Type
January	51	51	0	0	0
April	76	76	0	0	0
July	78	78	0	0	0
October	79	79	0	0	0

**Q08a: Households Served**

	Total	Without Children	With Children and Adults	With Only Children	Unknown Household Type
Total Households	722	722	0	0	0
For PSH & RRH – the total households served who moved into housing	0	0	0	0	0



**Q08b: Point-in-Time Count of Households on the Last Wednesday**

	Total	Without Children	With Children and Adults	With Only Children	Unknown Household Type
January	51	51	0	0	0
April	76	76	0	0	0
July	78	78	0	0	0
October	79	79	0	0	0

**Q09a: Number of Persons Contacted**

Number of Persons Contacted	All Persons Contacted	First contact – NOT staying on the Streets, ES-EE, ES-NbN, or SH	First contact – WAS staying on Streets, ES-EE, ES-NbN, or SH	First contact – Worker unable to determine
Once	0	0	0	0
2-5 Times	0	0	0	0
6-9 Times	0	0	0	0
10+ Times	0	0	0	0
Total Persons Contacted	0	0	0	0

**Q09b: Number of Persons Newly Engaged**

Number of Persons Engaged	All Persons Contacted	First contact – NOT staying on the Streets, ES-EE, ES-NbN, or SH	First contact – WAS staying on Streets, ES-EE, ES-NbN, or SH	First contact – Worker unable to determine
Once	0	0	0	0
2-5 Contacts	0	0	0	0
6-9 Contacts	0	0	0	0
10+ Contacts	0	0	0	0
Total Persons Engaged	0	0	0	0
Rate of Engagement	0	0	0	0

Numbers in *green italics* have been recalculated or weighted based on available totals.

**Q10a: Gender**

	Total	Without Children	With Children and Adults	With Only Children	Unknown Household Type
Woman	273	273	0	0	0
Man	443	443	0	0	0
Culturally Specific Identity	0	0	0	0	0
Transgender	4	4	0	0	0
Non-Binary	1	1	0	0	0
Questioning	0	0	0	0	0
Different Identity	0	0	0	0	0
Woman/Man	0	0	0	0	0
Woman/Culturally Specific Identity	0	0	0	0	0
Woman/Transgender	1	1	0	0	0
Woman/Non-Binary	0	0	0	0	0
Woman/Questioning	0	0	0	0	0
Woman/Different Identity	0	0	0	0	0
Man/Culturally Specific Identity	0	0	0	0	0
Man/Transgender	0	0	0	0	0
Man/Non-Binary	0	0	0	0	0
Man/Questioning	0	0	0	0	0
Man/Different Identity	0	0	0	0	0
Culturally Specific Identity/Transgender	0	0	0	0	0
Culturally Specific Identity/Non-Binary	0	0	0	0	0
Culturally Specific Identity/Questioning	0	0	0	0	0
Culturally Specific Identity/Different Identity	0	0	0	0	0
Transgender/Non-Binary	0	0	0	0	0
Transgender/Questioning	0	0	0	0	0
Transgender/Different Identity	0	0	0	0	0
Non-Binary/Questioning	0	0	0	0	0
Non-Binary/Different Identity	0	0	0	0	0
Questioning/Different Identity	0	0	0	0	0
More than 2 Gender Identities Selected	0	0	0	0	0
Client Doesn't Know/Prefer Not to Answer	0	0	0	0	0
Data Not Collected	0	0	0	0	0
<b>Total</b>	<b>722</b>	<b>722</b>	<b>0</b>	<b>0</b>	<b>0</b>

New as of 10/1/2023.



**Q10d: Gender by Age Ranges**

	Total	Under Age 18	Age 18-24	Age 25-64	Age 65+	Client Doesn't Know/Prefers Not to Answer	Data Not Collected
Woman	273	0	24	237	12	0	0
Man	443	0	48	370	25	0	0
Culturally Specific Identity	0	0	0	0	0	0	0
Transgender	4	0	0	4	0	0	0
Non-Binary	1	0	0	1	0	0	0
Questioning	0	0	0	0	0	0	0
Different Identity	0	0	0	0	0	0	0
Woman/Man	0	0	0	0	0	0	0
Woman/Culturally Specific Identity	0	0	0	0	0	0	0
Woman/Transgender	1	0	1	0	0	0	0
Woman/Non-Binary	0	0	0	0	0	0	0
Woman/Questioning	0	0	0	0	0	0	0
Woman/Different Identity	0	0	0	0	0	0	0
Man/Culturally Specific Identity	0	0	0	0	0	0	0
Man/Transgender	0	0	0	0	0	0	0
Man/Non-Binary	0	0	0	0	0	0	0
Man/Questioning	0	0	0	0	0	0	0
Man/Different Identity	0	0	0	0	0	0	0
Culturally Specific Identity/Transgender	0	0	0	0	0	0	0
Culturally Specific Identity/Non-Binary	0	0	0	0	0	0	0
Culturally Specific Identity/Questioning	0	0	0	0	0	0	0
Culturally Specific Identity/Different Identity	0	0	0	0	0	0	0
Transgender/Non-Binary	0	0	0	0	0	0	0
Transgender/Questioning	0	0	0	0	0	0	0
Transgender/Different Identity	0	0	0	0	0	0	0
Non-Binary/Questioning	0	0	0	0	0	0	0
Non-Binary/Different Identity	0	0	0	0	0	0	0
Questioning/Different Identity	0	0	0	0	0	0	0
More than 2 Gender Identities Selected	0	0	0	0	0	0	0
Client Doesn't Know/Prefers Not to Answer	0	0	0	0	0	0	0
Data Not Collected	0	0	0	0	0	0	0
<b>Total</b>	<b>722</b>	<b>0</b>	<b>73</b>	<b>612</b>	<b>37</b>	<b>0</b>	<b>0</b>

New as of 10/1/2023.

**Q11: Age**

	Total	Without Children	With Children and Adults	With Only Children	Unknown Household Type
Under 5	0	0	0	0	0
5-12	0	0	0	0	0
13-17	0	0	0	0	0
18-24	73	73	0	0	0
25-34	181	181	0	0	0
35-44	171	171	0	0	0
45-54	126	126	0	0	0
55-64	134	134	0	0	0
65+	37	37	0	0	0
Client Doesn't Know/Prefers Not to Answer	0	0	0	0	0
Data Not Collected	0	0	0	0	0
<b>Total</b>	<b>722</b>	<b>722</b>	<b>0</b>	<b>0</b>	<b>0</b>

New as of 10/1/2023.

**Q12: Race and Ethnicity**

	Total	Without Children	With Children and Adults	With Only Children	Unknown Household Type
American Indian, Alaska Native, or Indigenous	11	11	0	0	0
Asian or Asian American	14	14	0	0	0
Black, African American, or African	222	222	0	0	0
Hispanic/Latina/e/o	10	10	0	0	0
Middle Eastern or North African	0	0	0	0	0
Native Hawaiian or Pacific Islander	4	4	0	0	0
White	191	191	0	0	0
Asian or Asian American & American Indian, Alaska Native, or Indigenous	0	0	0	0	0
Black, African American, or African & American Indian, Alaska Native, or Indigenous	0	0	0	0	0
Hispanic/Latina/e/o & American Indian, Alaska Native, or Indigenous	3	3	0	0	0
Middle Eastern or North African & American Indian, Alaska Native, or Indigenous	0	0	0	0	0
Native Hawaiian or Pacific Islander & American Indian, Alaska Native, or Indigenous	0	0	0	0	0
White & American Indian, Alaska Native, or Indigenous	2	2	0	0	0
Black, African American, or African & Asian or Asian American	0	0	0	0	0
Hispanic/Latina/e/o & Asian or Asian American	1	1	0	0	0
Middle Eastern or North African & Asian or Asian American	0	0	0	0	0
Native Hawaiian or Pacific Islander & Asian or Asian American	0	0	0	0	0
White & Asian or Asian American	2	2	0	0	0
Hispanic/Latina/e/o & Black, African American, or African	9	9	0	0	0
Middle Eastern or North African & Black, African American, or African	0	0	0	0	0
Native Hawaiian or Pacific Islander & Black, African American, or African	2	2	0	0	0
White & Black, African American, or African	2	2	0	0	0
Middle Eastern or North African & Hispanic/Latina/e/o	0	0	0	0	0
Native Hawaiian or Pacific Islander & Hispanic/Latina/e/o	2	2	0	0	0
White & Hispanic/Latina/e/o	235	235	0	0	0
Native Hawaiian or Pacific Islander & Middle Eastern or North African	0	0	0	0	0
White & Middle Eastern or North African	0	0	0	0	0
White & Native Hawaiian or Pacific Islander	1	1	0	0	0
Multiracial – more than 2 races/ethnicity, with one being Hispanic/Latina/e/o	8	8	0	0	0
Multiracial – more than 2 races, where no option is Hispanic/Latina/e/o	2	2	0	0	0
Client Doesn't Know/Prefers Not to Answer	0	0	0	0	0
Data Not Collected	1	1	0	0	0
<b>Total</b>	<b>722</b>	<b>722</b>	<b>0</b>	<b>0</b>	<b>0</b>

New as of 10/1/2023.

**Q13a1: Physical and Mental Health Conditions at Start**

	Total Persons	Without Children	Adults in HH with Children & Adults	Children in HH with Children & Adults	With Children and Adults ☞	With Only Children	Unknown Household Type
Mental Health Disorder	278	278	0	0	0	0	0
Alcohol Use Disorder	31	31	0	0	0	0	0
Drug Use Disorder	61	61	0	0	0	0	0
Both Alcohol Use and Drug Use Disorders	27	27	0	0	0	0	0
Chronic Health Condition	260	260	0	0	0	0	0
HIV/AIDS	7	7	0	0	0	0	0
Developmental Disability	79	79	0	0	0	0	0
Physical Disability	142	142	0	0	0	0	0

☞ The "With Children and Adults" column is retired as of 10/1/2019 and replaced with the columns "Adults in HH with Children & Adults" and "Children in HH with Children & Adults".

**Q13b1: Physical and Mental Health Conditions at Exit**

	Total Persons	Without Children	Adults in HH with Children & Adults	Children in HH with Children & Adults	With Children and Adults ☞	With Only Children	Unknown Household Type
Mental Health Disorder	269	269	0	0	0	0	0
Alcohol Use Disorder	30	30	0	0	0	0	0
Drug Use Disorder	61	61	0	0	0	0	0
Both Alcohol Use and Drug Use Disorders	26	26	0	0	0	0	0
Chronic Health Condition	249	249	0	0	0	0	0
HIV/AIDS	7	7	0	0	0	0	0
Developmental Disability	79	79	0	0	0	0	0
Physical Disability	139	139	0	0	0	0	0

☞ The "With Children and Adults" column is retired as of 10/1/2019 and replaced with the columns "Adults in HH with Children & Adults" and "Children in HH with Children & Adults".

**Q13c1: Physical and Mental Health Conditions for Stayers**

	Total Persons	Without Children	Adults in HH with Children & Adults	Children in HH with Children & Adults	With Children and Adults ☞	With Only Children	Unknown Household Type
Mental Health Disorder	9	9	0	0	0	0	0
Alcohol Use Disorder	1	1	0	0	0	0	0
Drug Use Disorder	0	0	0	0	0	0	0
Both Alcohol Use and Drug Use Disorders	1	1	0	0	0	0	0
Chronic Health Condition	9	9	0	0	0	0	0
HIV/AIDS	0	0	0	0	0	0	0
Developmental Disability	0	0	0	0	0	0	0
Physical Disability	4	4	0	0	0	0	0

☞ The "With Children and Adults" column is retired as of 10/1/2019 and replaced with the columns "Adults in HH with Children & Adults" and "Children in HH with Children & Adults".

**Q14a: History of Domestic Violence, Sexual Assault, Dating Violence, Stalking, or Human Trafficking**

	Total	Without Children	With Children and Adults	With Only Children	Unknown Household Type
Yes	94	94	0	0	0
No	627	627	0	0	0
Client Doesn't Know/Prefers Not to Answer	0	0	0	0	0
Data Not Collected	1	1	0	0	0
Total	722	722	0	0	0

**Q14b: Most recent experience of domestic violence, sexual assault, dating violence, stalking, or human trafficking**

	Total	Without Children	With Children and Adults	With Only Children	Unknown Household Type
Within the past three months	41	41	0	0	0
Three to six months ago	8	8	0	0	0
Six months to one year	7	7	0	0	0
One year ago, or more	37	37	0	0	0
Client Doesn't Know/Prefers Not to Answer	1	1	0	0	0
Data Not Collected	0	0	0	0	0
Total	94	94	0	0	0

New as of 10/1/2023.

**Q15: Living Situation**

	Total	Without Children	With Children and Adults	With Only Children	Unknown Household Type
<b>Homeless Situations</b>					
Place not meant for habitation	459	459	0	0	0
Emergency shelter, including hotel or motel paid for with emergency shelter voucher, Host Home shelter	32	32	0	0	0
Safe Haven	12	12	0	0	0
<b>Subtotal - Homeless Situations</b>	<b>503</b>	<b>503</b>	<b>0</b>	<b>0</b>	<b>0</b>
<b>Institutional Situations</b>					
Foster care home or foster care group home	0	0	0	0	0
Hospital or other residential non-psychiatric medical facility	44	44	0	0	0
Jail, prison, or juvenile detention facility	5	5	0	0	0
Long-term care facility or nursing home	0	0	0	0	0
Psychiatric hospital or other psychiatric facility	27	27	0	0	0
Substance abuse treatment facility or detox center	10	10	0	0	0
<b>Subtotal - Institutional Situations</b>	<b>86</b>	<b>86</b>	<b>0</b>	<b>0</b>	<b>0</b>
<b>Temporary Situations</b>					
Transitional housing for homeless persons (including homeless youth)	3	3	0	0	0
Residential project or halfway house with no homeless criteria	3	3	0	0	0
Hotel or motel paid for without emergency shelter voucher	32	32	0	0	0
Host Home (non-crisis)	0	0	0	0	0
Staying or living in a friend's room, apartment, or house	49	49	0	0	0
Staying or living in a family member's room, apartment, or house	37	37	0	0	0
<b>Subtotal - Temporary Situations</b>	<b>124</b>	<b>124</b>	<b>0</b>	<b>0</b>	<b>0</b>
<b>Permanent Situations</b>					
Rental by client, no ongoing housing subsidy	4	4	0	0	0
Rental by client, with ongoing housing subsidy	2	2	0	0	0
Owned by client, with ongoing housing subsidy	0	0	0	0	0
Owned by client, no ongoing housing subsidy	0	0	0	0	0
<b>Subtotal - Permanent Situations</b>	<b>6</b>	<b>6</b>	<b>0</b>	<b>0</b>	<b>0</b>
Client Doesn't Know/Prefers Not to Answer	0	0	0	0	0
Data Not Collected	3	3	0	0	0
<b>Subtotal - Other Situations</b>	<b>3</b>	<b>3</b>	<b>0</b>	<b>0</b>	<b>0</b>
<b>TOTAL</b>	<b>722</b>	<b>722</b>	<b>0</b>	<b>0</b>	<b>0</b>

**Updated 10/1/2023:** Rows reordered and grouped differently. New "Rental by client, with ongoing housing subsidy" row includes data previously reported under separate subsidy types.

🔗 Interim housing is retired as of 10/1/2019.

**Q16: Cash Income - Ranges**

	Income at Start	Income at Latest Annual Assessment for Stayers	Income at Exit for Leavers
No income	491	0	471
\$1 - \$150	15	0	15
\$151 - \$250	21	0	20
\$251 - \$500	14	0	11
\$501 - \$1000	63	0	65
\$1,001 - \$1,500	77	0	79
\$1,501 - \$2,000	25	0	24
\$2,001+	13	0	15
Client Doesn't Know/Prefers Not to Answer	1	0	1
Data Not Collected	2	0	1
Number of Adult Stayers Not Yet Required to Have an Annual Assessment	0	20	0
Number of Adult Stayers Without Required Annual Assessment	0	0	0
Total Adults	722	20	702

**Q17: Cash Income - Sources**

	Income at Start	Income at Latest Annual Assessment for Stayers	Income at Exit for Leavers
Earned Income	48	0	54
Unemployment Insurance	2	0	1
Supplemental Security Income (SSI)	83	0	81
Social Security Disability Insurance (SSDI)	41	0	39
VA Service-Connected Disability Compensation	2	0	2
VA Non-Service Connected Disability Pension	1	0	1
Private Disability Insurance	1	0	1
Worker's Compensation	2	0	1
Temporary Assistance for Needy Families (TANF)	7	0	8
General Assistance (GA)	31	0	31
Retirement Income from Social Security	6	0	6
Pension or retirement income from a former job	1	0	1
Child Support	1	0	1
Alimony and other spousal support	0	0	0
Other Source	15	0	15
Adults with Income Information at Start and Annual Assessment/Exit	0	0	699

**Q19b: Disabling Conditions and Income for Adults at Exit**

	AO: Adult with Disabling Condition	AO: Adult without Disabling Condition	AO: Total Adults	AO: % with Disabling Condition by Source	AC: Adult with Disabling Condition	AC: Adult without Disabling Condition	AC: Total Adults	AC: % with Disabling Condition by Source	UK: Adult with Disabling Condition	UK: Adult without Disabling Condition	UK: Total Adults	UK: % with Disabling Condition by Source
Earned Income	23	31	54	<i>42.59%</i>	0	0	0	<i>0</i>	0	0	0	<i>0</i>
Unemployment Insurance	0	1	1	<i>0%</i>	0	0	0	<i>0</i>	0	0	0	<i>0</i>
Supplemental Security Income (SSI)	71	10	81	<i>87.65%</i>	0	0	0	<i>0</i>	0	0	0	<i>0</i>
Social Security Disability Insurance (SSDI)	36	3	39	<i>92.31%</i>	0	0	0	<i>0</i>	0	0	0	<i>0</i>
VA Service-Connected Disability Compensation	2	0	2	<i>100.00%</i>	0	0	0	<i>0</i>	0	0	0	<i>0</i>
VA Non-Service-Connected Disability Pension	0	1	1	<i>0%</i>	0	0	0	<i>0</i>	0	0	0	<i>0</i>
Private Disability Insurance	1	0	1	<i>100.00%</i>	0	0	0	<i>0</i>	0	0	0	<i>0</i>
Worker's Compensation	1	0	1	<i>100.00%</i>	0	0	0	<i>0</i>	0	0	0	<i>0</i>
Temporary Assistance for Needy Families (TANF)	5	3	8	<i>62.50%</i>	0	0	0	<i>0</i>	0	0	0	<i>0</i>
General Assistance (GA)	18	13	31	<i>58.06%</i>	0	0	0	<i>0</i>	0	0	0	<i>0</i>
Retirement Income from Social Security	4	2	6	<i>66.67%</i>	0	0	0	<i>0</i>	0	0	0	<i>0</i>
Pension or retirement income from a former job	1	0	1	<i>100.00%</i>	0	0	0	<i>0</i>	0	0	0	<i>0</i>
Child Support	0	1	1	<i>0%</i>	0	0	0	<i>0</i>	0	0	0	<i>0</i>
Alimony and other spousal support	0	0	0	<i>0</i>	0	0	0	<i>0</i>	0	0	0	<i>0</i>
Other source	11	4	15	<i>73.33%</i>	0	0	0	<i>0</i>	0	0	0	<i>0</i>
No Sources	272	199	471	<i>57.75%</i>	0	0	0	<i>0</i>	0	0	0	<i>0</i>
Unduplicated Total Adults	435	265	700		0	0	0		0	0	0	

Numbers in *green italics* have been recalculated or weighted based on available totals.



**Q20a: Type of Non-Cash Benefit Sources**

	Benefit at Start	Benefit at Latest Annual Assessment for Stayers	Benefit at Exit for Leavers
Supplemental Nutrition Assistance Program (SNAP) (Previously known as Food Stamps)	414	0	400
Special Supplemental Nutrition Program for Women, Infants, and Children (WIC)	0	0	0
TANF Child Care Services	0	0	0
TANF Transportation Services	0	0	0
Other TANF-Funded Services	0	0	0
Other Source	2	0	2

**Q21: Health Insurance**

	At Start	At Annual Assessment for Stayers	At Exit for Leavers
MEDICAID	500	0	496
MEDICARE	44	0	46
State Children's Health Insurance Program	0	0	0
Veteran's Health Administration (VHA)	4	0	5
Employer-Provided Health Insurance	3	0	3
Health Insurance obtained through COBRA	0	0	0
Private Pay Health Insurance	5	0	5
State Health Insurance for Adults	0	0	0
Indian Health Services Program	0	0	0
Other	37	0	35
No Health Insurance	180	0	164
Client Doesn't Know/Prefers Not to Answer	0	0	0
Data Not Collected	1	0	1
Number of Stayers Not Yet Required to Have an Annual Assessment	0	20	0
1 Source of Health Insurance	492	0	488
More than 1 Source of Health Insurance	49	0	49

**Q22a2: Length of Participation – ESG Projects**

	Total	Leavers	Stayers
0 to 7 days	231	228	3
8 to 14 days	84	81	3
15 to 21 days	52	47	5
22 to 30 days	54	52	2
31 to 60 days	131	129	2
61 to 90 days	109	106	3
91 to 180 days	59	59	0
181 to 365 days	2	0	2
366 to 730 days (1-2 Yrs)	0	0	0
731 to 1,095 days (2-3 Yrs)	0	0	0
1,096 to 1,460 days (3-4 Yrs)	0	0	0
1,461 to 1,825 days (4-5 Yrs)	0	0	0
More than 1,825 days (> 5 Yrs)	0	0	0
Total	722	702	20

**Q22c: Length of Time between Project Start Date and Housing Move-in Date**

	Total	Without Children	With Children and Adults	With Only Children	Unknown Household Type
7 days or less	0	0	0	0	0
8 to 14 days	0	0	0	0	0
15 to 21 days	0	0	0	0	0
22 to 30 days	0	0	0	0	0
31 to 60 days	0	0	0	0	0
61 to 90 days	0	0	0	0	0
91 to 180 days	0	0	0	0	0
181 to 365 days	0	0	0	0	0
366 to 730 days (1-2 Yrs)	0	0	0	0	0
<b>Total (persons moved into housing)</b>	0	0	0	0	0
<b>Average length of time to housing</b>	0	0	0	0	0
<b>Persons who were exited without move-in</b>	0	0	0	0	0
<b>Total persons</b>	0	0	0	0	0

Numbers in *green italics* have been recalculated or weighted based on available totals.

**Q22d: Length of Participation by Household Type**

	Total	Without Children	With Children and Adults	With Only Children	Unknown Household Type
7 days or less	231	231	0	0	0
8 to 14 days	84	84	0	0	0
15 to 21 days	52	52	0	0	0
22 to 30 days	54	54	0	0	0
31 to 60 days	131	131	0	0	0
61 to 90 days	109	109	0	0	0
91 to 180 days	59	59	0	0	0
181 to 365 days	2	2	0	0	0
366 to 730 days (1-2 Yrs)	0	0	0	0	0
731 days or more	0	0	0	0	0
<b>Total</b>	722	722	0	0	0

**Q22e: Length of Time Prior to Housing - based on 3.917 Date Homelessness Started**

	Total	Without Children	With Children and Adults	With Only Children	Unknown Household Type
7 days or less	194	194	0	0	0
8 to 14 days	29	29	0	0	0
15 to 21 days	9	9	0	0	0
22 to 30 days	12	12	0	0	0
31 to 60 days	51	51	0	0	0
61 to 90 days	33	33	0	0	0
91 to 180 days	50	50	0	0	0
181 to 365 days	59	59	0	0	0
366 to 730 days (1-2 Yrs)	62	62	0	0	0
731 days or more	210	210	0	0	0
<b>Total</b>	<b>709</b>	<b>709</b>	<b>0</b>	<b>0</b>	<b>0</b>
Not yet moved into housing	0	0	0	0	0
Data not collected	13	13	0	0	0
<b>Total persons</b>	<b>722</b>	<b>722</b>	<b>0</b>	<b>0</b>	<b>0</b>

**Q22f: Length of Time between Project Start Date and Housing Move-in Date by Race and Ethnicity**

	American Indian, Alaska Native, or Indigenous	Asian or Asian American	Black, African American, or African	Hispanic/Latina/e/o	Middle Eastern or North African	Native Hawaiian or Pacific Islander	White	At Least 1 Race and Hispanic/Latina/e/o	Multi-racial (does not include Hispanic/Latina/e/o)	Unknown (Don't Know, Preferred not to Answer, Data not Collected)
Persons Moved Into Housing	0	0	0	0	0	0	0	0	0	0
Persons Exited Without Move-In	0	0	0	0	0	0	0	0	0	0
Average time to Move-In	0	0	0	0	0	0	0	0	0	0
Median time to Move-In	0.00	0.00	0.00	0.00	0.00	0.00	0.00	0.00	0.00	0.00

New as of 10/1/2023.

**Q22g: Length of Time Prior to Housing by Race and Ethnicity - based on 3.917 Date Homelessness Started**

	American Indian, Alaska Native, or Indigenous	Asian or Asian American	Black, African American, or African	Hispanic/Latina/e/o	Middle Eastern or North African	Native Hawaiian or Pacific Islander	White	At Least 1 Race and Hispanic/Latina/e/o	Multi-racial (does not include Hispanic/Latina/e/o)	Unknown (Don't Know, Preferred not to Answer, Data not Collected)
Persons Moved Into Housing	11	14	219	10	0	4	191	254	11	1
Persons Not Yet Moved Into Housing	0	0	0	0	0	0	0	0	0	0
Average time to Move-In	1454.00	570.00	755.00	1148.00	0	917.00	1109.00	822.00	1689.00	986.00
Median time to Move-In	394.00	94.00	96.00	421.00	0.00	182.00	181.00	110.00	913.00	986.00

New as of 10/1/2023.

**Q23c: Exit Destination**

	Total	Without Children	With Children and Adults	With Only Children	Unknown Household Type
<b>Homeless Situations</b>					
Place not meant for habitation (e.g., a vehicle, an abandoned building, bus/train/subway station/airport or anywhere outside)	520	520	0	0	0
Emergency shelter, including hotel or motel paid for with emergency shelter voucher, Host Home shelter	125	125	0	0	0
Safe Haven	0	0	0	0	0
<b>Subtotal - Homeless Situations</b>	<b>645</b>	<b>645</b>	<b>0</b>	<b>0</b>	<b>0</b>
<b>Institutional Situations</b>					
Foster care home or foster care group home	0	0	0	0	0
Hospital or other residential non-psychiatric medical facility	9	9	0	0	0
Jail, prison, or juvenile detention facility	0	0	0	0	0
Long-term care facility or nursing home	1	1	0	0	0
Psychiatric hospital or other psychiatric facility	3	3	0	0	0
Substance abuse treatment facility or detox center	4	4	0	0	0
<b>Subtotal - Institutional Situations</b>	<b>17</b>	<b>17</b>	<b>0</b>	<b>0</b>	<b>0</b>
<b>Temporary Situations</b>					
Transitional housing for homeless persons (including homeless youth)	2	2	0	0	0
Residential project or halfway house with no homeless criteria	0	0	0	0	0
Hotel or motel paid for without emergency shelter voucher	1	1	0	0	0
Host Home (non-crisis)	0	0	0	0	0
Staying or living with family, temporary tenure (e.g., room, apartment, or house)	0	0	0	0	0
Staying or living with friends, temporary tenure (e.g., room, apartment, or house)	1	1	0	0	0
Moved from one HOPWA funded project to HOPWA TH	0	0	0	0	0
<b>Subtotal - Temporary Situations</b>	<b>4</b>	<b>4</b>	<b>0</b>	<b>0</b>	<b>0</b>
<b>Permanent Situations</b>					
Staying or living with family, permanent tenure	15	15	0	0	0
Staying or living with friends, permanent tenure	0	0	0	0	0
Moved from one HOPWA funded project to HOPWA PH	0	0	0	0	0
Rental by client, no ongoing housing subsidy	13	13	0	0	0
Rental by client, with ongoing housing subsidy	6	6	0	0	0
Owned by client, with ongoing housing subsidy	0	0	0	0	0
Owned by client, no ongoing housing subsidy	1	1	0	0	0
<b>Subtotal - Permanent Situations</b>	<b>35</b>	<b>35</b>	<b>0</b>	<b>0</b>	<b>0</b>
<b>Other Situations</b>					
No Exit Interview Completed	1	1	0	0	0
Other	0	0	0	0	0
Deceased	0	0	0	0	0
Client Doesn't Know/Prefers Not to Answer	0	0	0	0	0
Data Not Collected	0	0	0	0	0
<b>Subtotal - Other Situations</b>	<b>1</b>	<b>1</b>	<b>0</b>	<b>0</b>	<b>0</b>
<b>Total</b>	<b>702</b>	<b>702</b>	<b>0</b>	<b>0</b>	<b>0</b>
Total persons exiting to positive housing destinations	35	35	0	0	0
Total persons whose destinations excluded them from the calculation	10	10	0	0	0
Percentage	5.06%	5.06%	0	0	0

**Updated 10/1/2023:** Rows reordered and grouped differently. Destinations with subsidies are now detailed in Q23d. Existing data has been updated to match new row order and relocated to Q23d as appropriate.

Numbers in *green italics* have been recalculated or weighted based on available totals.

### Q23d: Exit Destination – Subsidy Type of Persons Exiting to Rental by Client With An Ongoing Subsidy

	Total	Without Children	With Children and Adults	With Only Children	Unknown Household Type
GPD TIP housing subsidy	3	3	0	0	0
VASH housing subsidy	0	0	0	0	0
RRH or equivalent subsidy	0	0	0	0	0
HCV voucher (tenant or project based) (not dedicated)	0	0	0	0	0
Public housing unit	0	0	0	0	0
Rental by client, with other ongoing housing subsidy	1	1	0	0	0
Housing Stability Voucher	0	0	0	0	0
Family Unification Program Voucher (FUP)	0	0	0	0	0
Foster Youth to Independence Initiative (FYI)	0	0	0	0	0
Permanent Supportive Housing	0	0	0	0	0
Other permanent housing dedicated for formerly homeless persons	2	2	0	0	0
TOTAL	6	6	0	0	0

**New as of 10/1/2023:** Existing data from Q23c prior to 10/1/2023 has been relocated to Q23d as appropriate.

### Q23e: Exit Destination Type by Race and Ethnicity

	Total	American Indian, Alaska Native, or Indigenous	Asian or Asian American	Black, African American, or African	Hispanic/Latina/e/o	Middle Eastern or North African	Native Hawaiian or Pacific Islander	White	At Least 1 Race and Hispanic/Latina/e/o	Multi-racial (does not include Hispanic/Latina/e/o)	Unknown (Don't Know, Prefer not to Answer, Data not Collect)
Homeless Situations	645	11	10	195	8	0	4	179	227	10	1
Institutional Situations	17	0	1	5	0	0	0	5	6	0	0
Temporary Housing Situations	4	0	0	1	0	0	0	1	2	0	0
Permanent Housing Situations	35	0	1	13	2	0	0	4	15	0	0
Other	1	0	0	1	0	0	0	0	0	0	0
<b>Total</b>	<b>702</b>	<b>11</b>	<b>12</b>	<b>215</b>	<b>10</b>	<b>0</b>	<b>4</b>	<b>189</b>	<b>250</b>	<b>10</b>	<b>1</b>

**New as of 10/1/2023.**

**Q24a: Homelessness Prevention Housing Assessment at Exit**

	Total	Without Children	With Children and Adults	With Only Children	Unknown Household Type
Able to maintain the housing they had at project start—Without a subsidy	0	0	0	0	0
Able to maintain the housing they had at project start—With the subsidy they had at project start	0	0	0	0	0
Able to maintain the housing they had at project start—With an on-going subsidy acquired since project start	0	0	0	0	0
Able to maintain the housing they had at project start—Only with financial assistance other than a subsidy	0	0	0	0	0
Moved to new housing unit—With on-going subsidy	0	0	0	0	0
Moved to new housing unit—Without an on-going subsidy	0	0	0	0	0
Moved in with family/friends on a temporary basis	0	0	0	0	0
Moved in with family/friends on a permanent basis	0	0	0	0	0
Moved to a transitional or temporary housing facility or program	0	0	0	0	0
Client became homeless – moving to a shelter or other place unfit for human habitation	0	0	0	0	0
Jail/prison	0	0	0	0	0
Deceased	0	0	0	0	0
Client Doesn't Know/Prefers Not to Answer	0	0	0	0	0
Data not collected (no exit interview completed)	0	0	0	0	0
Total	0	0	0	0	0

**Q24d: Language of Persons Requiring Translation Assistance**

Language Response (Top 20 Languages Selected)	Total Persons Requiring Translation Assistance	Language Name <sup>1</sup>
Different Preferred Language	0	
Total	0	

New as of 10/1/2023. The output of the languages has been sorted from most to least requested.  
<sup>1</sup>Language name lookup is provided by Sage. The CSV upload contains only the first two columns.

**Q25a: Number of Veterans**

	Total	Without Children	With Children and Adults	Unknown Household Type
Chronically Homeless Veteran	7	7	0	0
Non-Chronically Homeless Veteran	17	17	0	0
Not a Veteran	695	695	0	0
Client Doesn't Know/Prefers Not to Answer	0	0	0	0
Data Not Collected	3	3	0	0
Total	722	722	0	0

**Q26b: Number of Chronically Homeless Persons by Household**

	Total	Without Children	With Children and Adults	With Only Children	Unknown Household Type
Chronically Homeless	212	212	0	0	0
Not Chronically Homeless	502	502	0	0	0
Client Doesn't Know/Prefers Not to Answer	2	2	0	0	0
Data Not Collected	6	6	0	0	0
Total	722	722	0	0	0



## HUD ESG CAPER - CSV upload only

Report: CAPER

Period: Your user level here: Data Entry and Account Admin

## Q04a: Project Identifiers in HMIS

Organization Name	Organization ID	Project Name	Project ID	HMIS Project Type	Method for Tracking ES	Affiliated with a residential project	Project IDs of affiliations	CoC Number	Geocode	Victim Service Provider	HMIS Software Name	Report Start Date
Path of Life Ministries	2	POL Homeless Prevention (Count	491	12				CA-608	069065	0	Clarity HS	2023-07-01

CSV uploads containing multiple project rows in Q4 will display as separate rows here using the same value in Project Info Row ID.

## Q05a: Report Validations Table

Category	Count of Clients for DQ	Count of Clients
Total Number of Persons Served	12	12
Number of Adults (Age 18 or Over)	8	8
Number of Children (Under Age 18)	4	4
Number of Persons with Unknown Age	0	0
Number of Leavers	12	12
Number of Adult Leavers	8	8
Number of Adult and Head of Household Leavers	8	8
Number of Stayers	0	0
Number of Adult Stayers	0	0
Number of Veterans	0	0
Number of Chronically Homeless Persons	0	0
Number of Youth Under Age 25	0	0
Number of Parenting Youth Under Age 25 with Children	0	0
Number of Adult Heads of Household	8	8
Number of Child and Unknown-Age Heads of Household	0	0
Heads of Households and Adult Stayers in the Project 365 Days or More	0	0

Effective 1/1/2023, this question includes separate columns for totals relevant to the DQ questions and totals relevant to the entire APR. Data uploaded prior to 1/1/2023 has been bulk updated to use the same totals for both columns in order to support calculations in the Aggregator.



**Q06a: Data Quality: Personally Identifying Information**

	Client Doesn't Know/Prefers Not to Answer	Information Missing	Data Issues	Total	% of Issue Rate
Name	0	0	0	0	0%
Social Security Number	0	0	1	1	8.33%
Date of Birth	0	0	0	0	0%
Race/Ethnicity	0	0	0	0	0%
Gender	0	0	0	0	0%
Overall Score	0	0	0	1	8.33%

New as of 10/1/2023.

Numbers in *green italics* have been recalculated or weighted based on available totals.**Q06b: Data Quality: Universal Data Elements**

Data Element	Client Doesn't Know/Prefers Not to Answer	Information Missing	Data Issues	Total	% of Issue Rate
Veteran Status	0	0	0	0	0%
Project Start Date	0	0	0	0	0%
Relationship to Head of Household	0	0	0	0	0%
Enrollment CoC	0	0	0	0	0%
Disabling Condition	0	0	0	0	0%

Numbers in *green italics* have been recalculated or weighted based on available totals.**Q06c: Data Quality: Income and Housing Data Quality**

Data Element	Client Doesn't Know/Prefers Not to Answer	Information Missing	Data Issues	Total	% of Error Rate
Destination	0	0	0	0	0%
Income and Sources at Start	0	0	0	0	0%
Income and Sources at Annual Assessment	0	0	0	0	0%
Income and Sources at Exit	0	0	0	0	0%

Numbers in *green italics* have been recalculated or weighted based on available totals.**Q06d: Data Quality: Chronic Homelessness**

Entering into project type	Count of Total Records	Missing Time in Institution	Missing Time in Housing	Approximate Date Started DK/R/missing	Number of Times DK/R/missing	Number of Months DK/R/missing	% of Records Unable to Calculate
ES-EE, ES-NbN, SH, Street Outreach	0	0	0	0	0	0	0
TH	0	0	0	0	0	0	0
PH (All)	0	0	0	0	0	0	0
CE	0	0	0	0	0	0	0
SSO, Day Shelter, HP	8	0	0	0	0	0	0
Total	8	0	0	0	0	0	0

Numbers in *green italics* have been recalculated or weighted based on available totals.

**Q06e: Data Quality: Timeliness**

Time for Record Entry	Number of Project Start Records	Number of Project Exit Records
< 0 days	0	0
0 days	0	0
1-3 Days	1	0
4-6 Days	0	0
7-10 Days	0	0
11+ Days	11	12

**Q06f: Data Quality: Inactive Records: Street Outreach & Emergency Shelter**

Data Element	# of Records	# of Inactive Records	% of Inactive Records
Contact (Adults and Heads of Household in Street Outreach or ES - NbN)	0	0	0
Bed Night (All Clients in ES - NbN)	0	0	0

Numbers in *green italics* have been recalculated or weighted based on available totals.

**Q07a: Number of Persons Served**

	Total	Without Children	With Children and Adults	With Only Children	Unknown Household Type
Adults	8	7	1	0	0
Children	4	0	4	0	0
Client Doesn't Know/Prefers Not to Answer	0	0	0	0	0
Data Not Collected	0	0	0	0	0
Total	12	7	5	0	0
For PSH & RRH – the total persons served who moved into housing	0	0	0	0	0

**Q07b: Point-in-Time Count of Persons on the Last Wednesday**

	Total	Without Children	With Children and Adults	With Only Children	Unknown Household Type
January	1	1	0	0	0
April	4	4	0	0	0
July	0	0	0	0	0
October	0	0	0	0	0

**Q08a: Households Served**

	Total	Without Children	With Children and Adults	With Only Children	Unknown Household Type
Total Households	8	7	1	0	0
For PSH & RRH – the total households served who moved into housing	0	0	0	0	0

**Q08b: Point-in-Time Count of Households on the Last Wednesday**

	Total	Without Children	With Children and Adults	With Only Children	Unknown Household Type
January	1	1	0	0	0
April	4	4	0	0	0
July	0	0	0	0	0
October	0	0	0	0	0

**Q09a: Number of Persons Contacted**

Number of Persons Contacted	All Persons Contacted	First contact – NOT staying on the Streets, ES-EE, ES-NbN, or SH	First contact – WAS staying on Streets, ES-EE, ES-NbN, or SH	First contact – Worker unable to determine
Once	0	0	0	0
2-5 Times	0	0	0	0
6-9 Times	0	0	0	0
10+ Times	0	0	0	0
Total Persons Contacted	0	0	0	0

**Q09b: Number of Persons Newly Engaged**

Number of Persons Engaged	All Persons Contacted	First contact – NOT staying on the Streets, ES-EE, ES-NbN, or SH	First contact – WAS staying on Streets, ES-EE, ES-NbN, or SH	First contact – Worker unable to determine
Once	0	0	0	0
2-5 Contacts	0	0	0	0
6-9 Contacts	0	0	0	0
10+ Contacts	0	0	0	0
Total Persons Engaged	0	0	0	0
Rate of Engagement	0	0	0	0

Numbers in *green italics* have been recalculated or weighted based on available totals.

**Q10a: Gender**

	Total	Without Children	With Children and Adults	With Only Children	Unknown Household Type
Woman	9	4	5	0	0
Man	3	3	0	0	0
Culturally Specific Identity	0	0	0	0	0
Transgender	0	0	0	0	0
Non-Binary	0	0	0	0	0
Questioning	0	0	0	0	0
Different Identity	0	0	0	0	0
Woman/Man	0	0	0	0	0
Woman/Culturally Specific Identity	0	0	0	0	0
Woman/Transgender	0	0	0	0	0
Woman/Non-Binary	0	0	0	0	0
Woman/Questioning	0	0	0	0	0
Woman/Different Identity	0	0	0	0	0
Man/Culturally Specific Identity	0	0	0	0	0
Man/Transgender	0	0	0	0	0
Man/Non-Binary	0	0	0	0	0
Man/Questioning	0	0	0	0	0
Man/Different Identity	0	0	0	0	0
Culturally Specific Identity/Transgender	0	0	0	0	0
Culturally Specific Identity/Non-Binary	0	0	0	0	0
Culturally Specific Identity/Questioning	0	0	0	0	0
Culturally Specific Identity/Different Identity	0	0	0	0	0
Transgender/Non-Binary	0	0	0	0	0
Transgender/Questioning	0	0	0	0	0
Transgender/Different Identity	0	0	0	0	0
Non-Binary/Questioning	0	0	0	0	0
Non-Binary/Different Identity	0	0	0	0	0
Questioning/Different Identity	0	0	0	0	0
More than 2 Gender Identities Selected	0	0	0	0	0
Client Doesn't Know/Prefers Not to Answer	0	0	0	0	0
Data Not Collected	0	0	0	0	0
<b>Total</b>	12	7	5	0	0

New as of 10/1/2023.

**Q10d: Gender by Age Ranges**

	Total	Under Age 18	Age 18-24	Age 25-64	Age 65+	Client Doesn't Know/Prefers Not to Answer	Data Not Collected
Woman	9	4	0	5	0	0	0
Man	3	0	0	2	1	0	0
Culturally Specific Identity	0	0	0	0	0	0	0
Transgender	0	0	0	0	0	0	0
Non-Binary	0	0	0	0	0	0	0
Questioning	0	0	0	0	0	0	0
Different Identity	0	0	0	0	0	0	0
Woman/Man	0	0	0	0	0	0	0
Woman/Culturally Specific Identity	0	0	0	0	0	0	0
Woman/Transgender	0	0	0	0	0	0	0
Woman/Non-Binary	0	0	0	0	0	0	0
Woman/Questioning	0	0	0	0	0	0	0
Woman/Different Identity	0	0	0	0	0	0	0
Man/Culturally Specific Identity	0	0	0	0	0	0	0
Man/Transgender	0	0	0	0	0	0	0
Man/Non-Binary	0	0	0	0	0	0	0
Man/Questioning	0	0	0	0	0	0	0
Man/Different Identity	0	0	0	0	0	0	0
Culturally Specific Identity/Transgender	0	0	0	0	0	0	0
Culturally Specific Identity/Non-Binary	0	0	0	0	0	0	0
Culturally Specific Identity/Questioning	0	0	0	0	0	0	0
Culturally Specific Identity/Different Identity	0	0	0	0	0	0	0
Transgender/Non-Binary	0	0	0	0	0	0	0
Transgender/Questioning	0	0	0	0	0	0	0
Transgender/Different Identity	0	0	0	0	0	0	0
Non-Binary/Questioning	0	0	0	0	0	0	0
Non-Binary/Different Identity	0	0	0	0	0	0	0
Questioning/Different Identity	0	0	0	0	0	0	0
More than 2 Gender Identities Selected	0	0	0	0	0	0	0
Client Doesn't Know/Prefers Not to Answer	0	0	0	0	0	0	0
Data Not Collected	0	0	0	0	0	0	0
<b>Total</b>	<b>12</b>	<b>4</b>	<b>0</b>	<b>7</b>	<b>1</b>	<b>0</b>	<b>0</b>

New as of 10/1/2023.

**Q11: Age**

	Total	Without Children	With Children and Adults	With Only Children	Unknown Household Type
Under 5	2	0	2	0	0
5-12	2	0	2	0	0
13-17	0	0	0	0	0
18-24	0	0	0	0	0
25-34	2	1	1	0	0
35-44	4	4	0	0	0
45-54	1	1	0	0	0
55-64	0	0	0	0	0
65+	1	1	0	0	0
Client Doesn't Know/Prefers Not to Answer	0	0	0	0	0
Data Not Collected	0	0	0	0	0
<b>Total</b>	<b>12</b>	<b>7</b>	<b>5</b>	<b>0</b>	<b>0</b>

New as of 10/1/2023.

**Q12: Race and Ethnicity**

	Total	Without Children	With Children and Adults	With Only Children	Unknown Household Type
American Indian, Alaska Native, or Indigenous	0	0	0	0	0
Asian or Asian American	0	0	0	0	0
Black, African American, or African	5	5	0	0	0
Hispanic/Latina/e/o	5	0	5	0	0
Middle Eastern or North African	0	0	0	0	0
Native Hawaiian or Pacific Islander	0	0	0	0	0
White	2	2	0	0	0
Asian or Asian American & American Indian, Alaska Native, or Indigenous	0	0	0	0	0
Black, African American, or African & American Indian, Alaska Native, or Indigenous	0	0	0	0	0
Hispanic/Latina/e/o & American Indian, Alaska Native, or Indigenous	0	0	0	0	0
Middle Eastern or North African & American Indian, Alaska Native, or Indigenous	0	0	0	0	0
Native Hawaiian or Pacific Islander & American Indian, Alaska Native, or Indigenous	0	0	0	0	0
White & American Indian, Alaska Native, or Indigenous	0	0	0	0	0
Black, African American, or African & Asian or Asian American	0	0	0	0	0
Hispanic/Latina/e/o & Asian or Asian American	0	0	0	0	0
Middle Eastern or North African & Asian or Asian American	0	0	0	0	0
Native Hawaiian or Pacific Islander & Asian or Asian American	0	0	0	0	0
White & Asian or Asian American	0	0	0	0	0
Hispanic/Latina/e/o & Black, African American, or African	0	0	0	0	0
Middle Eastern or North African & Black, African American, or African	0	0	0	0	0
Native Hawaiian or Pacific Islander & Black, African American, or African	0	0	0	0	0
White & Black, African American, or African	0	0	0	0	0
Middle Eastern or North African & Hispanic/Latina/e/o	0	0	0	0	0
Native Hawaiian or Pacific Islander & Hispanic/Latina/e/o	0	0	0	0	0
White & Hispanic/Latina/e/o	0	0	0	0	0
Native Hawaiian or Pacific Islander & Middle Eastern or North African	0	0	0	0	0
White & Middle Eastern or North African	0	0	0	0	0
White & Native Hawaiian or Pacific Islander	0	0	0	0	0
Multiracial – more than 2 races/ethnicity, with one being Hispanic/Latina/e/o	0	0	0	0	0
Multiracial – more than 2 races, where no option is Hispanic/Latina/e/o	0	0	0	0	0
Client Doesn't Know/Prefers Not to Answer	0	0	0	0	0
Data Not Collected	0	0	0	0	0
<b>Total</b>	<b>12</b>	<b>7</b>	<b>5</b>	<b>0</b>	<b>0</b>

New as of 10/1/2023.

**Q13a1: Physical and Mental Health Conditions at Start**

	Total Persons	Without Children	Adults in HH with Children & Adults	Children in HH with Children & Adults	With Children and Adults ☞	With Only Children	Unknown Household Type
Mental Health Disorder	2	2	0	0	0	0	0
Alcohol Use Disorder	1	1	0	0	0	0	0
Drug Use Disorder	0	0	0	0	0	0	0
Both Alcohol Use and Drug Use Disorders	0	0	0	0	0	0	0
Chronic Health Condition	3	3	0	0	0	0	0
HIV/AIDS	0	0	0	0	0	0	0
Developmental Disability	0	0	0	0	0	0	0
Physical Disability	1	1	0	0	0	0	0

☞ The "With Children and Adults" column is retired as of 10/1/2019 and replaced with the columns "Adults in HH with Children & Adults" and "Children in HH with Children & Adults".

**Q13b1: Physical and Mental Health Conditions at Exit**

	Total Persons	Without Children	Adults in HH with Children & Adults	Children in HH with Children & Adults	With Children and Adults ☞	With Only Children	Unknown Household Type
Mental Health Disorder	2	2	0	0	0	0	0
Alcohol Use Disorder	1	1	0	0	0	0	0
Drug Use Disorder	0	0	0	0	0	0	0
Both Alcohol Use and Drug Use Disorders	0	0	0	0	0	0	0
Chronic Health Condition	3	3	0	0	0	0	0
HIV/AIDS	0	0	0	0	0	0	0
Developmental Disability	0	0	0	0	0	0	0
Physical Disability	1	1	0	0	0	0	0

☞ The "With Children and Adults" column is retired as of 10/1/2019 and replaced with the columns "Adults in HH with Children & Adults" and "Children in HH with Children & Adults".

**Q13c1: Physical and Mental Health Conditions for Stayers**

	Total Persons	Without Children	Adults in HH with Children & Adults	Children in HH with Children & Adults	With Children and Adults ☞	With Only Children	Unknown Household Type
Mental Health Disorder	0	0	0	0	0	0	0
Alcohol Use Disorder	0	0	0	0	0	0	0
Drug Use Disorder	0	0	0	0	0	0	0
Both Alcohol Use and Drug Use Disorders	0	0	0	0	0	0	0
Chronic Health Condition	0	0	0	0	0	0	0
HIV/AIDS	0	0	0	0	0	0	0
Developmental Disability	0	0	0	0	0	0	0
Physical Disability	0	0	0	0	0	0	0

☞ The "With Children and Adults" column is retired as of 10/1/2019 and replaced with the columns "Adults in HH with Children & Adults" and "Children in HH with Children & Adults".



**Q14a: History of Domestic Violence, Sexual Assault, Dating Violence, Stalking, or Human Trafficking**

	Total	Without Children	With Children and Adults	With Only Children	Unknown Household Type
Yes	1	1	0	0	0
No	7	6	1	0	0
Client Doesn't Know/Prefers Not to Answer	0	0	0	0	0
Data Not Collected	0	0	0	0	0
Total	8	7	1	0	0

**Q14b: Most recent experience of domestic violence, sexual assault, dating violence, stalking, or human trafficking**

	Total	Without Children	With Children and Adults	With Only Children	Unknown Household Type
Within the past three months	0	0	0	0	0
Three to six months ago	0	0	0	0	0
Six months to one year	0	0	0	0	0
One year ago, or more	0	0	0	0	0
Client Doesn't Know/Prefers Not to Answer	0	0	0	0	0
Data Not Collected	1	1	0	0	0
Total	1	1	0	0	0

New as of 10/1/2023.

**Q15: Living Situation**

	Total	Without Children	With Children and Adults	With Only Children	Unknown Household Type
<b>Homeless Situations</b>					
Place not meant for habitation	0	0	0	0	0
Emergency shelter, including hotel or motel paid for with emergency shelter voucher, Host Home shelter	0	0	0	0	0
Safe Haven	0	0	0	0	0
<b>Subtotal - Homeless Situations</b>	0	0	0	0	0
<b>Institutional Situations</b>					
Foster care home or foster care group home	0	0	0	0	0
Hospital or other residential non-psychiatric medical facility	0	0	0	0	0
Jail, prison, or juvenile detention facility	0	0	0	0	0
Long-term care facility or nursing home	0	0	0	0	0
Psychiatric hospital or other psychiatric facility	0	0	0	0	0
Substance abuse treatment facility or detox center	0	0	0	0	0
<b>Subtotal - Institutional Situations</b>	0	0	0	0	0
<b>Temporary Situations</b>					
Transitional housing for homeless persons (including homeless youth)	0	0	0	0	0
Residential project or halfway house with no homeless criteria	0	0	0	0	0
Hotel or motel paid for without emergency shelter voucher	0	0	0	0	0
Host Home (non-crisis)	0	0	0	0	0
Staying or living in a friend's room, apartment, or house	0	0	0	0	0
Staying or living in a family member's room, apartment, or house	0	0	0	0	0
<b>Subtotal - Temporary Situations</b>	0	0	0	0	0
<b>Permanent Situations</b>					
Rental by client, no ongoing housing subsidy	8	7	1	0	0
Rental by client, with ongoing housing subsidy	0	0	0	0	0
Owned by client, with ongoing housing subsidy	0	0	0	0	0
Owned by client, no ongoing housing subsidy	0	0	0	0	0
<b>Subtotal - Permanent Situations</b>	8	7	1	0	0
Client Doesn't Know/Prefers Not to Answer	0	0	0	0	0
Data Not Collected	0	0	0	0	0
<b>Subtotal - Other Situations</b>	0	0	0	0	0
<b>TOTAL</b>	8	7	1	0	0

**Updated 10/1/2023:** Rows reordered and grouped differently. New "Rental by client, with ongoing housing subsidy" row includes data previously reported under separate subsidy types.

🔗 Interim housing is retired as of 10/1/2019.

**Q16: Cash Income - Ranges**

	Income at Start	Income at Latest Annual Assessment for Stayers	Income at Exit for Leavers
No income	1	0	1
\$1 - \$150	0	0	0
\$151 - \$250	0	0	0
\$251 - \$500	0	0	0
\$501 - \$1000	1	0	1
\$1,001 - \$1,500	2	0	2
\$1,501 - \$2,000	2	0	2
\$2,001+	2	0	2
Client Doesn't Know/Prefers Not to Answer	0	0	0
Data Not Collected	0	0	0
Number of Adult Stayers Not Yet Required to Have an Annual Assessment	0	0	0
Number of Adult Stayers Without Required Annual Assessment	0	0	0
Total Adults	8	0	8

**Q17: Cash Income - Sources**

	Income at Start	Income at Latest Annual Assessment for Stayers	Income at Exit for Leavers
Earned Income	4	0	4
Unemployment Insurance	1	0	1
Supplemental Security Income (SSI)	0	0	0
Social Security Disability Insurance (SSDI)	0	0	0
VA Service-Connected Disability Compensation	0	0	0
VA Non-Service Connected Disability Pension	0	0	0
Private Disability Insurance	0	0	0
Worker's Compensation	0	0	0
Temporary Assistance for Needy Families (TANF)	2	0	2
General Assistance (GA)	0	0	0
Retirement Income from Social Security	1	0	1
Pension or retirement income from a former job	0	0	0
Child Support	0	0	0
Alimony and other spousal support	0	0	0
Other Source	1	0	1
Adults with Income Information at Start and Annual Assessment/Exit	0	0	8

**Q19b: Disabling Conditions and Income for Adults at Exit**

	AO: Adult with Disabling Condition	AO: Adult without Disabling Condition	AO: Total Adults	AO: % with Disabling Condition by Source	AC: Adult with Disabling Condition	AC: Adult without Disabling Condition	AC: Total Adults	AC: % with Disabling Condition by Source	UK: Adult with Disabling Condition	UK: Adult without Disabling Condition	UK: Total Adults	UK: % with Disabling Condition by Source
Earned Income	1	3	4	<i>25.00%</i>	0	0	0	<i>0</i>	0	0	0	<i>0</i>
Unemployment Insurance	0	1	1	<i>0%</i>	0	0	0	<i>0</i>	0	0	0	<i>0</i>
Supplemental Security Income (SSI)	0	0	0	<i>0</i>	0	0	0	<i>0</i>	0	0	0	<i>0</i>
Social Security Disability Insurance (SSDI)	0	0	0	<i>0</i>	0	0	0	<i>0</i>	0	0	0	<i>0</i>
VA Service- Connected Disability Compensation	0	0	0	<i>0</i>	0	0	0	<i>0</i>	0	0	0	<i>0</i>
VA Non- Service- Connected Disability Pension	0	0	0	<i>0</i>	0	0	0	<i>0</i>	0	0	0	<i>0</i>
Private Disability Insurance	0	0	0	<i>0</i>	0	0	0	<i>0</i>	0	0	0	<i>0</i>
Worker's Compensation	0	0	0	<i>0</i>	0	0	0	<i>0</i>	0	0	0	<i>0</i>
Temporary Assistance for Needy Families (TANF)	0	1	1	<i>0%</i>	0	1	1	<i>0%</i>	0	0	0	<i>0</i>
General Assistance (GA)	0	0	0	<i>0</i>	0	0	0	<i>0</i>	0	0	0	<i>0</i>
Retirement Income from Social Security	1	0	1	<i>100.00%</i>	0	0	0	<i>0</i>	0	0	0	<i>0</i>
Pension or retirement income from a former job	0	0	0	<i>0</i>	0	0	0	<i>0</i>	0	0	0	<i>0</i>
Child Support	0	0	0	<i>0</i>	0	0	0	<i>0</i>	0	0	0	<i>0</i>
Alimony and other spousal support	0	0	0	<i>0</i>	0	0	0	<i>0</i>	0	0	0	<i>0</i>
Other source	1	0	1	<i>100.00%</i>	0	0	0	<i>0</i>	0	0	0	<i>0</i>
No Sources	1	0	1	<i>100.00%</i>	0	0	0	<i>0</i>	0	0	0	<i>0</i>
Unduplicated Total Adults	3	4	7		0	1	1		0	0	0	

Numbers in *green italics* have been recalculated or weighted based on available totals.

**Q20a: Type of Non-Cash Benefit Sources**

	Benefit at Start	Benefit at Latest Annual Assessment for Stayers	Benefit at Exit for Leavers
Supplemental Nutrition Assistance Program (SNAP) (Previously known as Food Stamps)	6	0	6
Special Supplemental Nutrition Program for Women, Infants, and Children (WIC)	0	0	0
TANF Child Care Services	0	0	0
TANF Transportation Services	0	0	0
Other TANF-Funded Services	0	0	0
Other Source	0	0	0

**Q21: Health Insurance**

	At Start	At Annual Assessment for Stayers	At Exit for Leavers
MEDICAID	12	0	12
MEDICARE	0	0	0
State Children's Health Insurance Program	0	0	0
Veteran's Health Administration (VHA)	0	0	0
Employer-Provided Health Insurance	0	0	0
Health Insurance obtained through COBRA	0	0	0
Private Pay Health Insurance	0	0	0
State Health Insurance for Adults	0	0	0
Indian Health Services Program	0	0	0
Other	0	0	0
No Health Insurance	0	0	0
Client Doesn't Know/Prefers Not to Answer	0	0	0
Data Not Collected	0	0	0
Number of Stayers Not Yet Required to Have an Annual Assessment	0	0	0
1 Source of Health Insurance	12	0	12
More than 1 Source of Health Insurance	0	0	0

**Q22a2: Length of Participation – ESG Projects**

	Total	Leavers	Stayers
0 to 7 days	0	0	0
8 to 14 days	0	0	0
15 to 21 days	0	0	0
22 to 30 days	9	9	0
31 to 60 days	3	3	0
61 to 90 days	0	0	0
91 to 180 days	0	0	0
181 to 365 days	0	0	0
366 to 730 days (1-2 Yrs)	0	0	0
731 to 1,095 days (2-3 Yrs)	0	0	0
1,096 to 1,460 days (3-4 Yrs)	0	0	0
1,461 to 1,825 days (4-5 Yrs)	0	0	0
More than 1,825 days (> 5 Yrs)	0	0	0
Total	12	12	0

**Q22c: Length of Time between Project Start Date and Housing Move-in Date**

	Total	Without Children	With Children and Adults	With Only Children	Unknown Household Type
7 days or less	0	0	0	0	0
8 to 14 days	0	0	0	0	0
15 to 21 days	0	0	0	0	0
22 to 30 days	0	0	0	0	0
31 to 60 days	0	0	0	0	0
61 to 90 days	0	0	0	0	0
91 to 180 days	0	0	0	0	0
181 to 365 days	0	0	0	0	0
366 to 730 days (1-2 Yrs)	0	0	0	0	0
Total (persons moved into housing)	0	0	0	0	0
Average length of time to housing	0	0	0	0	0
Persons who were exited without move-in	0	0	0	0	0
Total persons	0	0	0	0	0

Numbers in *green italics* have been recalculated or weighted based on available totals.

**Q22d: Length of Participation by Household Type**

	Total	Without Children	With Children and Adults	With Only Children	Unknown Household Type
7 days or less	0	0	0	0	0
8 to 14 days	0	0	0	0	0
15 to 21 days	0	0	0	0	0
22 to 30 days	9	4	5	0	0
31 to 60 days	3	3	0	0	0
61 to 90 days	0	0	0	0	0
91 to 180 days	0	0	0	0	0
181 to 365 days	0	0	0	0	0
366 to 730 days (1-2 Yrs)	0	0	0	0	0
731 days or more	0	0	0	0	0
Total	12	7	5	0	0

**Q22e: Length of Time Prior to Housing - based on 3.917 Date Homelessness Started**

	Total	Without Children	With Children and Adults	With Only Children	Unknown Household Type
7 days or less	0	0	0	0	0
8 to 14 days	0	0	0	0	0
15 to 21 days	0	0	0	0	0
22 to 30 days	0	0	0	0	0
31 to 60 days	0	0	0	0	0
61 to 90 days	0	0	0	0	0
91 to 180 days	0	0	0	0	0
181 to 365 days	0	0	0	0	0
366 to 730 days (1-2 Yrs)	0	0	0	0	0
731 days or more	0	0	0	0	0
<b>Total</b>	0	0	0	0	0
Not yet moved into housing	0	0	0	0	0
Data not collected	0	0	0	0	0
<b>Total persons</b>	0	0	0	0	0

**Q22f: Length of Time between Project Start Date and Housing Move-in Date by Race and Ethnicity**

	American Indian, Alaska Native, or Indigenous	Asian or Asian American	Black, African American, or African	Hispanic/Latina/e/o	Middle Eastern or North African	Native Hawaiian or Pacific Islander	White	At Least 1 Race and Hispanic/Latina/e/o	Multi-racial (does not include Hispanic/Latina/e/o)	Unknown (Don't Know, Preferred not to Answer, Data not Collected)
<b>Persons Moved Into Housing</b>	0	0	0	0	0	0	0	0	0	0
<b>Persons Exited Without Move-In</b>	0	0	0	0	0	0	0	0	0	0
<b>Average time to Move-In</b>	0	0	0	0	0	0	0	0	0	0
<b>Median time to Move-In</b>	0.00	0.00	0.00	0.00	0.00	0.00	0.00	0.00	0.00	0.00

New as of 10/1/2023.

**Q22g: Length of Time Prior to Housing by Race and Ethnicity - based on 3.917 Date Homelessness Started**

	American Indian, Alaska Native, or Indigenous	Asian or Asian American	Black, African American, or African	Hispanic/ Latina/e/o	Middle Eastern or North African	Native Hawaiian or Pacific Islander	White	At Least 1 Race and Hispanic/Latina/e/o	Multi-racial (does not include Hispanic/Latina/e/o)	Unknown (Don't Know, Preferred not to Answer, Data not Collected)
Persons Moved Into Housing	0	0	0	0	0	0	0	0	0	0
Persons Not Yet Moved Into Housing	0	0	0	0	0	0	0	0	0	0
Average time to Move-In	0	0	0	0	0	0	0	0	0	0
Median time to Move-In	0.00	0.00	0.00	0.00	0.00	0.00	0.00	0.00	0.00	0.00

New as of 10/1/2023.



**Q23c: Exit Destination**

	Total	Without Children	With Children and Adults	With Only Children	Unknown Household Type
<b>Homeless Situations</b>					
Place not meant for habitation (e.g., a vehicle, an abandoned building, bus/train/subway station/airport or anywhere outside)	0	0	0	0	0
Emergency shelter, including hotel or motel paid for with emergency shelter voucher, Host Home shelter	0	0	0	0	0
Safe Haven	0	0	0	0	0
<b>Subtotal - Homeless Situations</b>	0	0	0	0	0
<b>Institutional Situations</b>					
Foster care home or foster care group home	0	0	0	0	0
Hospital or other residential non-psychiatric medical facility	0	0	0	0	0
Jail, prison, or juvenile detention facility	0	0	0	0	0
Long-term care facility or nursing home	0	0	0	0	0
Psychiatric hospital or other psychiatric facility	0	0	0	0	0
Substance abuse treatment facility or detox center	0	0	0	0	0
<b>Subtotal - Institutional Situations</b>	0	0	0	0	0
<b>Temporary Situations</b>					
Transitional housing for homeless persons (including homeless youth)	0	0	0	0	0
Residential project or halfway house with no homeless criteria	0	0	0	0	0
Hotel or motel paid for without emergency shelter voucher	0	0	0	0	0
Host Home (non-crisis)	0	0	0	0	0
Staying or living with family, temporary tenure (e.g., room, apartment, or house)	0	0	0	0	0
Staying or living with friends, temporary tenure (e.g., room, apartment, or house)	0	0	0	0	0
Moved from one HOPWA funded project to HOPWA TH	0	0	0	0	0
<b>Subtotal - Temporary Situations</b>	0	0	0	0	0
<b>Permanent Situations</b>					
Staying or living with family, permanent tenure	0	0	0	0	0
Staying or living with friends, permanent tenure	0	0	0	0	0
Moved from one HOPWA funded project to HOPWA PH	0	0	0	0	0
Rental by client, no ongoing housing subsidy	12	7	5	0	0
Rental by client, with ongoing housing subsidy	0	0	0	0	0
Owned by client, with ongoing housing subsidy	0	0	0	0	0
Owned by client, no ongoing housing subsidy	0	0	0	0	0
<b>Subtotal - Permanent Situations</b>	12	7	5	0	0
<b>Other Situations</b>					
No Exit Interview Completed	0	0	0	0	0
Other	0	0	0	0	0
Deceased	0	0	0	0	0
Client Doesn't Know/Prefers Not to Answer	0	0	0	0	0
Data Not Collected	0	0	0	0	0
<b>Subtotal - Other Situations</b>	0	0	0	0	0
<b>Total</b>	12	7	5	0	0
Total persons exiting to positive housing destinations	12	7	5	0	0
Total persons whose destinations excluded them from the calculation	0	0	0	0	0
Percentage	100.00%	100.00%	100.00%	0	0

**Updated 10/1/2023:** Rows reordered and grouped differently. Destinations with subsidies are now detailed in Q23d. Existing data has been updated to match new row order and relocated to Q23d as appropriate.

Numbers in *green italics* have been recalculated or weighted based on available totals.

### Q23d: Exit Destination – Subsidy Type of Persons Exiting to Rental by Client With An Ongoing Subsidy

	Total	Without Children	With Children and Adults	With Only Children	Unknown Household Type
GPD TIP housing subsidy	0	0	0	0	0
VASH housing subsidy	0	0	0	0	0
RRH or equivalent subsidy	0	0	0	0	0
HCV voucher (tenant or project based) (not dedicated)	0	0	0	0	0
Public housing unit	0	0	0	0	0
Rental by client, with other ongoing housing subsidy	0	0	0	0	0
Housing Stability Voucher	0	0	0	0	0
Family Unification Program Voucher (FUP)	0	0	0	0	0
Foster Youth to Independence Initiative (FYI)	0	0	0	0	0
Permanent Supportive Housing	0	0	0	0	0
Other permanent housing dedicated for formerly homeless persons	0	0	0	0	0
<b>TOTAL</b>	0	0	0	0	0

**New as of 10/1/2023:** Existing data from Q23c prior to 10/1/2023 has been relocated to Q23d as appropriate.

### Q23e: Exit Destination Type by Race and Ethnicity

	Total	American Indian, Alaska Native, or Indigenous	Asian or Asian American	Black, African American, or African	Hispanic/Latina/e/o	Middle Eastern or North African	Native Hawaiian or Pacific Islander	White	At Least 1 Race and Hispanic/Latina/e/o	Multi-racial (does not include Hispanic/Latina/e/o)	Unknown (Don't Know, Prefer not to Answer, Data not Collect)
Homeless Situations	0	0	0	0	0	0	0	0	0	0	0
Institutional Situations	0	0	0	0	0	0	0	0	0	0	0
Temporary Housing Situations	0	0	0	0	0	0	0	0	0	0	0
Permanent Housing Situations	12	0	0	5	5	0	0	2	0	0	0
Other	0	0	0	0	0	0	0	0	0	0	0
<b>Total</b>	12	0	0	5	5	0	0	2	0	0	0

**New as of 10/1/2023.**

**Q24a: Homelessness Prevention Housing Assessment at Exit**

	Total	Without Children	With Children and Adults	With Only Children	Unknown Household Type
Able to maintain the housing they had at project start--Without a subsidy	12	7	5	0	0
Able to maintain the housing they had at project start--With the subsidy they had at project start	0	0	0	0	0
Able to maintain the housing they had at project start--With an on-going subsidy acquired since project start	0	0	0	0	0
Able to maintain the housing they had at project start--Only with financial assistance other than a subsidy	0	0	0	0	0
Moved to new housing unit--With on-going subsidy	0	0	0	0	0
Moved to new housing unit--Without an on-going subsidy	0	0	0	0	0
Moved in with family/friends on a temporary basis	0	0	0	0	0
Moved in with family/friends on a permanent basis	0	0	0	0	0
Moved to a transitional or temporary housing facility or program	0	0	0	0	0
Client became homeless - moving to a shelter or other place unfit for human habitation	0	0	0	0	0
Jail/prison	0	0	0	0	0
Deceased	0	0	0	0	0
Client Doesn't Know/Prefers Not to Answer	0	0	0	0	0
Data not collected (no exit interview completed)	0	0	0	0	0
Total	12	7	5	0	0

**Q24d: Language of Persons Requiring Translation Assistance**

Language Response (Top 20 Languages Selected)	Total Persons Requiring Translation Assistance	Language Name <sup>1</sup>
Different Preferred Language	0	
Total	0	

New as of 10/1/2023. The output of the languages has been sorted from most to least requested.

<sup>1</sup>Language name lookup is provided by Sage. The CSV upload contains only the first two columns.

**Q25a: Number of Veterans**

	Total	Without Children	With Children and Adults	Unknown Household Type
Chronically Homeless Veteran	0	0	0	0
Non-Chronically Homeless Veteran	0	0	0	0
Not a Veteran	8	7	1	0
Client Doesn't Know/Prefers Not to Answer	0	0	0	0
Data Not Collected	0	0	0	0
Total	8	7	1	0

**Q26b: Number of Chronically Homeless Persons by Household**

	Total	Without Children	With Children and Adults	With Only Children	Unknown Household Type
Chronically Homeless	0	0	0	0	0
Not Chronically Homeless	12	7	5	0	0
Client Doesn't Know/Prefers Not to Answer	0	0	0	0	0
Data Not Collected	0	0	0	0	0
Total	12	7	5	0	0



## HUD ESG CAPER - CSV upload only

Report: CAPER

Period: Your user level here: Data Entry and Account Admin

## Q04a: Project Identifiers in HMIS

Organization Name	Organization ID	Project Name	Project ID	HMIS Project Type	Method for Tracking ES	Affiliated with a residential project	Project IDs of affiliations	CoC Number	Geocode	Victim Service Provider	HMIS Software Name	Report Start Date
Martha's Village & Kitchen	39	MVK Renewing Hope Emergency Sh	136	0				CA-608	061728	0	Clarity HS	2023-07-01

CSV uploads containing multiple project rows in Q4 will display as separate rows here using the same value in Project Info Row ID.

## Q05a: Report Validations Table

Category	Count of Clients for DQ	Count of Clients
Total Number of Persons Served	523	523
Number of Adults (Age 18 or Over)	328	328
Number of Children (Under Age 18)	195	195
Number of Persons with Unknown Age	0	0
Number of Leavers	400	400
Number of Adult Leavers	255	255
Number of Adult and Head of Household Leavers	255	255
Number of Stayers	123	123
Number of Adult Stayers	73	73
Number of Veterans	5	5
Number of Chronically Homeless Persons	76	76
Number of Youth Under Age 25	26	26
Number of Parenting Youth Under Age 25 with Children	6	6
Number of Adult Heads of Household	298	298
Number of Child and Unknown-Age Heads of Household	0	0
Heads of Households and Adult Stayers in the Project 365 Days or More	0	0

Effective 1/1/2023, this question includes separate columns for totals relevant to the DQ questions and totals relevant to the entire APR. Data uploaded prior to 1/1/2023 has been bulk updated to use the same totals for both columns in order to support calculations in the Aggregator.

**Q06a: Data Quality: Personally Identifying Information**

	Client Doesn't Know/Prefer Not to Answer	Information Missing	Data Issues	Total	% of Issue Rate
Name	0	0	0	0	0%
Social Security Number	87	0	0	87	16.63%
Date of Birth	0	0	0	0	0%
Race/Ethnicity	4	0	0	4	0.76%
Gender	0	0	0	0	0%
Overall Score	0	0	0	91	17.40%

New as of 10/1/2023.

Numbers in *green italics* have been recalculated or weighted based on available totals.**Q06b: Data Quality: Universal Data Elements**

Data Element	Client Doesn't Know/Prefer Not to Answer	Information Missing	Data Issues	Total	% of Issue Rate
Veteran Status	0	0	0	0	0%
Project Start Date	0	0	0	0	0%
Relationship to Head of Household	0	0	5	5	0.96%
Enrollment CoC	0	0	0	0	0%
Disabling Condition	0	0	0	0	0%

Numbers in *green italics* have been recalculated or weighted based on available totals.**Q06c: Data Quality: Income and Housing Data Quality**

Data Element	Client Doesn't Know/Prefer Not to Answer	Information Missing	Data Issues	Total	% of Error Rate
Destination	0	0	0	0	0%
Income and Sources at Start	0	0	0	0	0%
Income and Sources at Annual Assessment	0	0	0	0	0
Income and Sources at Exit	0	0	0	0	0%

Numbers in *green italics* have been recalculated or weighted based on available totals.**Q06d: Data Quality: Chronic Homelessness**

Entering into project type	Count of Total Records	Missing Time in Institution	Missing Time in Housing	Approximate Date Started DK/R/missing	Number of Times DK/R/missing	Number of Months DK/R/missing	% of Records Unable to Calculate
ES-EE, ES-NbN, SH, Street Outreach	328	0	0	0	0	0	0
TH	0	0	0	0	0	0	0
PH (All)	0	0	0	0	0	0	0
CE	0	0	0	0	0	0	0
SSO, Day Shelter, HP	0	0	0	0	0	0	0
Total	328	0	0	0	0	0	0

Numbers in *green italics* have been recalculated or weighted based on available totals.

**Q06e: Data Quality: Timeliness**

Time for Record Entry	Number of Project Start Records	Number of Project Exit Records
< 0 days	0	1
0 days	293	169
1-3 Days	90	164
4-6 Days	17	51
7-10 Days	15	10
11+ Days	14	5

**Q06f: Data Quality: Inactive Records: Street Outreach & Emergency Shelter**

Data Element	# of Records	# of Inactive Records	% of Inactive Records
Contact (Adults and Heads of Household in Street Outreach or ES - NbN)	0	0	0
Bed Night (All Clients in ES - NbN)	0	0	0

Numbers in *green italics* have been recalculated or weighted based on available totals.

**Q07a: Number of Persons Served**

	Total	Without Children	With Children and Adults	With Only Children	Unknown Household Type
Adults	328	212	116	0	0
Children	195	0	191	4	0
Client Doesn't Know/Prefers Not to Answer	0	0	0	0	0
Data Not Collected	0	0	0	0	0
Total	523	212	307	4	0
For PSH & RRH – the total persons served who moved into housing	0	0	0	0	0

**Q07b: Point-in-Time Count of Persons on the Last Wednesday**

	Total	Without Children	With Children and Adults	With Only Children	Unknown Household Type
January	70	23	45	2	0
April	101	40	61	0	0
July	113	43	69	1	0
October	39	24	13	2	0

**Q08a: Households Served**

	Total	Without Children	With Children and Adults	With Only Children	Unknown Household Type
Total Households	298	211	87	0	0
For PSH & RRH – the total households served who moved into housing	0	0	0	0	0



**Q08b: Point-in-Time Count of Households on the Last Wednesday**

	Total	Without Children	With Children and Adults	With Only Children	Unknown Household Type
January	38	23	13	2	0
April	58	40	18	0	0
July	64	43	20	1	0
October	31	24	5	2	0

**Q09a: Number of Persons Contacted**

Number of Persons Contacted	All Persons Contacted	First contact – NOT staying on the Streets, ES-EE, ES-NbN, or SH	First contact – WAS staying on Streets, ES-EE, ES-NbN, or SH	First contact – Worker unable to determine
Once	0	0	0	0
2-5 Times	0	0	0	0
6-9 Times	0	0	0	0
10+ Times	0	0	0	0
Total Persons Contacted	0	0	0	0

**Q09b: Number of Persons Newly Engaged**

Number of Persons Engaged	All Persons Contacted	First contact – NOT staying on the Streets, ES-EE, ES-NbN, or SH	First contact – WAS staying on Streets, ES-EE, ES-NbN, or SH	First contact – Worker unable to determine
Once	0	0	0	0
2-5 Contacts	0	0	0	0
6-9 Contacts	0	0	0	0
10+ Contacts	0	0	0	0
Total Persons Engaged	0	0	0	0
Rate of Engagement	0	0	0	0

Numbers in *green italics* have been recalculated or weighted based on available totals.

**Q10a: Gender**

	Total	Without Children	With Children and Adults	With Only Children	Unknown Household Type
Woman	262	78	181	3	0
Man	261	134	126	1	0
Culturally Specific Identity	0	0	0	0	0
Transgender	0	0	0	0	0
Non-Binary	0	0	0	0	0
Questioning	0	0	0	0	0
Different Identity	0	0	0	0	0
Woman/Man	0	0	0	0	0
Woman/Culturally Specific Identity	0	0	0	0	0
Woman/Transgender	0	0	0	0	0
Woman/Non-Binary	0	0	0	0	0
Woman/Questioning	0	0	0	0	0
Woman/Different Identity	0	0	0	0	0
Man/Culturally Specific Identity	0	0	0	0	0
Man/Transgender	0	0	0	0	0
Man/Non-Binary	0	0	0	0	0
Man/Questioning	0	0	0	0	0
Man/Different Identity	0	0	0	0	0
Culturally Specific Identity/Transgender	0	0	0	0	0
Culturally Specific Identity/Non-Binary	0	0	0	0	0
Culturally Specific Identity/Questioning	0	0	0	0	0
Culturally Specific Identity/Different Identity	0	0	0	0	0
Transgender/Non-Binary	0	0	0	0	0
Transgender/Questioning	0	0	0	0	0
Transgender/Different Identity	0	0	0	0	0
Non-Binary/Questioning	0	0	0	0	0
Non-Binary/Different Identity	0	0	0	0	0
Questioning/Different Identity	0	0	0	0	0
More than 2 Gender Identities Selected	0	0	0	0	0
Client Doesn't Know/Prefers Not to Answer	0	0	0	0	0
Data Not Collected	0	0	0	0	0
<b>Total</b>	<b>523</b>	<b>212</b>	<b>307</b>	<b>4</b>	<b>0</b>

New as of 10/1/2023.



**Q10d: Gender by Age Ranges**

	Total	Under Age 18	Age 18-24	Age 25-64	Age 65+	Client Doesn't Know/Prefers Not to Answer	Data Not Collected
Woman	262	105	17	135	5	0	0
Man	261	90	14	151	6	0	0
Culturally Specific Identity	0	0	0	0	0	0	0
Transgender	0	0	0	0	0	0	0
Non-Binary	0	0	0	0	0	0	0
Questioning	0	0	0	0	0	0	0
Different Identity	0	0	0	0	0	0	0
Woman/Man	0	0	0	0	0	0	0
Woman/Culturally Specific Identity	0	0	0	0	0	0	0
Woman/Transgender	0	0	0	0	0	0	0
Woman/Non-Binary	0	0	0	0	0	0	0
Woman/Questioning	0	0	0	0	0	0	0
Woman/Different Identity	0	0	0	0	0	0	0
Man/Culturally Specific Identity	0	0	0	0	0	0	0
Man/Transgender	0	0	0	0	0	0	0
Man/Non-Binary	0	0	0	0	0	0	0
Man/Questioning	0	0	0	0	0	0	0
Man/Different Identity	0	0	0	0	0	0	0
Culturally Specific Identity/Transgender	0	0	0	0	0	0	0
Culturally Specific Identity/Non-Binary	0	0	0	0	0	0	0
Culturally Specific Identity/Questioning	0	0	0	0	0	0	0
Culturally Specific Identity/Different Identity	0	0	0	0	0	0	0
Transgender/Non-Binary	0	0	0	0	0	0	0
Transgender/Questioning	0	0	0	0	0	0	0
Transgender/Different Identity	0	0	0	0	0	0	0
Non-Binary/Questioning	0	0	0	0	0	0	0
Non-Binary/Different Identity	0	0	0	0	0	0	0
Questioning/Different Identity	0	0	0	0	0	0	0
More than 2 Gender Identities Selected	0	0	0	0	0	0	0
Client Doesn't Know/Prefers Not to Answer	0	0	0	0	0	0	0
Data Not Collected	0	0	0	0	0	0	0
<b>Total</b>	<b>523</b>	<b>195</b>	<b>31</b>	<b>286</b>	<b>11</b>	<b>0</b>	<b>0</b>

New as of 10/1/2023.

**Q11: Age**

	Total	Without Children	With Children and Adults	With Only Children	Unknown Household Type
Under 5	67	0	65	2	0
5-12	93	0	91	2	0
13-17	35	0	35	0	0
18-24	31	19	12	0	0
25-34	81	34	47	0	0
35-44	85	43	42	0	0
45-54	58	44	14	0	0
55-64	62	61	1	0	0
65+	11	11	0	0	0
Client Doesn't Know/Prefers Not to Answer	0	0	0	0	0
Data Not Collected	0	0	0	0	0
<b>Total</b>	<b>523</b>	<b>212</b>	<b>307</b>	<b>4</b>	<b>0</b>

New as of 10/1/2023.

**Q12: Race and Ethnicity**

	Total	Without Children	With Children and Adults	With Only Children	Unknown Household Type
American Indian, Alaska Native, or Indigenous	2	2	0	0	0
Asian or Asian American	2	1	1	0	0
Black, African American, or African	67	20	45	2	0
Hispanic/Latina/e/o	71	23	48	0	0
Middle Eastern or North African	0	0	0	0	0
Native Hawaiian or Pacific Islander	0	0	0	0	0
White	134	75	58	1	0
Asian or Asian American & American Indian, Alaska Native, or Indigenous	0	0	0	0	0
Black, African American, or African & American Indian, Alaska Native, or Indigenous	1	0	1	0	0
Hispanic/Latina/e/o & American Indian, Alaska Native, or Indigenous	1	1	0	0	0
Middle Eastern or North African & American Indian, Alaska Native, or Indigenous	0	0	0	0	0
Native Hawaiian or Pacific Islander & American Indian, Alaska Native, or Indigenous	0	0	0	0	0
White & American Indian, Alaska Native, or Indigenous	1	1	0	0	0
Black, African American, or African & Asian or Asian American	0	0	0	0	0
Hispanic/Latina/e/o & Asian or Asian American	0	0	0	0	0
Middle Eastern or North African & Asian or Asian American	0	0	0	0	0
Native Hawaiian or Pacific Islander & Asian or Asian American	0	0	0	0	0
White & Asian or Asian American	0	0	0	0	0
Hispanic/Latina/e/o & Black, African American, or African	8	1	7	0	0
Middle Eastern or North African & Black, African American, or African	0	0	0	0	0
Native Hawaiian or Pacific Islander & Black, African American, or African	0	0	0	0	0
White & Black, African American, or African	4	1	3	0	0
Middle Eastern or North African & Hispanic/Latina/e/o	0	0	0	0	0
Native Hawaiian or Pacific Islander & Hispanic/Latina/e/o	0	0	0	0	0
White & Hispanic/Latina/e/o	224	83	140	1	0
Native Hawaiian or Pacific Islander & Middle Eastern or North African	0	0	0	0	0
White & Middle Eastern or North African	1	1	0	0	0
White & Native Hawaiian or Pacific Islander	0	0	0	0	0
Multiracial – more than 2 races/ethnicity, with one being Hispanic/Latina/e/o	3	2	1	0	0
Multiracial – more than 2 races, where no option is Hispanic/Latina/e/o	0	0	0	0	0
Client Doesn't Know/Prefers Not to Answer	4	1	3	0	0
Data Not Collected	0	0	0	0	0
<b>Total</b>	<b>523</b>	<b>212</b>	<b>307</b>	<b>4</b>	<b>0</b>

New as of 10/1/2023.

**Q13a1: Physical and Mental Health Conditions at Start**

	Total Persons	Without Children	Adults in HH with Children & Adults	Children in HH with Children & Adults	With Children and Adults ☞	With Only Children	Unknown Household Type
Mental Health Disorder	110	80	17	13	0	0	0
Alcohol Use Disorder	10	10	0	0	0	0	0
Drug Use Disorder	26	19	7	0	0	0	0
Both Alcohol Use and Drug Use Disorders	18	18	0	0	0	0	0
Chronic Health Condition	139	107	16	16	0	0	0
HIV/AIDS	7	7	0	0	0	0	0
Developmental Disability	42	10	5	27	0	0	0
Physical Disability	51	42	6	3	0	0	0

☞ The "With Children and Adults" column is retired as of 10/1/2019 and replaced with the columns "Adults in HH with Children & Adults" and "Children in HH with Children & Adults".

**Q13b1: Physical and Mental Health Conditions at Exit**

	Total Persons	Without Children	Adults in HH with Children & Adults	Children in HH with Children & Adults	With Children and Adults ☞	With Only Children	Unknown Household Type
Mental Health Disorder	82	65	11	6	0	0	0
Alcohol Use Disorder	7	7	0	0	0	0	0
Drug Use Disorder	15	11	4	0	0	0	0
Both Alcohol Use and Drug Use Disorders	15	15	0	0	0	0	0
Chronic Health Condition	101	80	11	10	0	0	0
HIV/AIDS	6	6	0	0	0	0	0
Developmental Disability	33	9	5	19	0	0	0
Physical Disability	37	29	6	2	0	0	0

☞ The "With Children and Adults" column is retired as of 10/1/2019 and replaced with the columns "Adults in HH with Children & Adults" and "Children in HH with Children & Adults".

**Q13c1: Physical and Mental Health Conditions for Stayers**

	Total Persons	Without Children	Adults in HH with Children & Adults	Children in HH with Children & Adults	With Children and Adults ☞	With Only Children	Unknown Household Type
Mental Health Disorder	28	15	6	7	0	0	0
Alcohol Use Disorder	3	3	0	0	0	0	0
Drug Use Disorder	11	8	3	0	0	0	0
Both Alcohol Use and Drug Use Disorders	3	3	0	0	0	0	0
Chronic Health Condition	38	27	5	6	0	0	0
HIV/AIDS	1	1	0	0	0	0	0
Developmental Disability	9	1	0	8	0	0	0
Physical Disability	15	14	0	1	0	0	0

☞ The "With Children and Adults" column is retired as of 10/1/2019 and replaced with the columns "Adults in HH with Children & Adults" and "Children in HH with Children & Adults".

**Q14a: History of Domestic Violence, Sexual Assault, Dating Violence, Stalking, or Human Trafficking**

	Total	Without Children	With Children and Adults	With Only Children	Unknown Household Type
Yes	51	33	18	0	0
No	277	179	98	0	0
Client Doesn't Know/Prefers Not to Answer	0	0	0	0	0
Data Not Collected	0	0	0	0	0
Total	328	212	116	0	0

**Q14b: Most recent experience of domestic violence, sexual assault, dating violence, stalking, or human trafficking**

	Total	Without Children	With Children and Adults	With Only Children	Unknown Household Type
Within the past three months	13	8	5	0	0
Three to six months ago	5	4	1	0	0
Six months to one year	5	5	0	0	0
One year ago, or more	28	16	12	0	0
Client Doesn't Know/Prefers Not to Answer	0	0	0	0	0
Data Not Collected	0	0	0	0	0
Total	51	33	18	0	0

New as of 10/1/2023.

**Q15: Living Situation**

	Total	Without Children	With Children and Adults	With Only Children	Unknown Household Type
<b>Homeless Situations</b>					
Place not meant for habitation	233	154	79	0	0
Emergency shelter, including hotel or motel paid for with emergency shelter voucher, Host Home shelter	81	46	35	0	0
Safe Haven	0	0	0	0	0
<b>Subtotal - Homeless Situations</b>	<b>314</b>	<b>200</b>	<b>114</b>	<b>0</b>	<b>0</b>
<b>Institutional Situations</b>					
Foster care home or foster care group home	0	0	0	0	0
Hospital or other residential non-psychiatric medical facility	6	6	0	0	0
Jail, prison, or juvenile detention facility	0	0	0	0	0
Long-term care facility or nursing home	2	2	0	0	0
Psychiatric hospital or other psychiatric facility	2	2	0	0	0
Substance abuse treatment facility or detox center	1	1	0	0	0
<b>Subtotal - Institutional Situations</b>	<b>11</b>	<b>11</b>	<b>0</b>	<b>0</b>	<b>0</b>
<b>Temporary Situations</b>					
Transitional housing for homeless persons (including homeless youth)	0	0	0	0	0
Residential project or halfway house with no homeless criteria	0	0	0	0	0
Hotel or motel paid for without emergency shelter voucher	2	0	2	0	0
Host Home (non-crisis)	0	0	0	0	0
Staying or living in a friend's room, apartment, or house	0	0	0	0	0
Staying or living in a family member's room, apartment, or house	1	1	0	0	0
<b>Subtotal - Temporary Situations</b>	<b>3</b>	<b>1</b>	<b>2</b>	<b>0</b>	<b>0</b>
<b>Permanent Situations</b>					
Rental by client, no ongoing housing subsidy	0	0	0	0	0
Rental by client, with ongoing housing subsidy	0	0	0	0	0
Owned by client, with ongoing housing subsidy	0	0	0	0	0
Owned by client, no ongoing housing subsidy	0	0	0	0	0
<b>Subtotal - Permanent Situations</b>	<b>0</b>	<b>0</b>	<b>0</b>	<b>0</b>	<b>0</b>
Client Doesn't Know/Prefers Not to Answer	0	0	0	0	0
Data Not Collected	0	0	0	0	0
<b>Subtotal - Other Situations</b>	<b>0</b>	<b>0</b>	<b>0</b>	<b>0</b>	<b>0</b>
<b>TOTAL</b>	<b>328</b>	<b>212</b>	<b>116</b>	<b>0</b>	<b>0</b>

**Updated 10/1/2023:** Rows reordered and grouped differently. New "Rental by client, with ongoing housing subsidy" row includes data previously reported under separate subsidy types.

🕒 Interim housing is retired as of 10/1/2019.

**Q16: Cash Income - Ranges**

	Income at Start	Income at Latest Annual Assessment for Stayers	Income at Exit for Leavers
No income	197	0	140
\$1 - \$150	2	0	2
\$151 - \$250	1	0	1
\$251 - \$500	7	0	9
\$501 - \$1000	41	0	29
\$1,001 - \$1,500	41	0	37
\$1,501 - \$2,000	29	0	23
\$2,001+	10	0	14
Client Doesn't Know/Prefers Not to Answer	0	0	0
Data Not Collected	0	0	0
Number of Adult Stayers Not Yet Required to Have an Annual Assessment	0	73	0
Number of Adult Stayers Without Required Annual Assessment	0	0	0
Total Adults	328	73	255

**Q17: Cash Income - Sources**

	Income at Start	Income at Latest Annual Assessment for Stayers	Income at Exit for Leavers
Earned Income	44	0	46
Unemployment Insurance	5	0	4
Supplemental Security Income (SSI)	36	0	30
Social Security Disability Insurance (SSDI)	8	0	7
VA Service-Connected Disability Compensation	1	0	1
VA Non-Service Connected Disability Pension	0	0	0
Private Disability Insurance	0	0	0
Worker's Compensation	0	0	0
Temporary Assistance for Needy Families (TANF)	34	0	28
General Assistance (GA)	8	0	6
Retirement Income from Social Security	2	0	2
Pension or retirement income from a former job	0	0	0
Child Support	6	0	5
Alimony and other spousal support	1	0	0
Other Source	6	0	4
Adults with Income Information at Start and Annual Assessment/Exit	0	0	255

**Q19b: Disabling Conditions and Income for Adults at Exit**

	AO: Adult with Disabling Condition	AO: Adult without Disabling Condition	AO: Total Adults	AO: % with Disabling Condition by Source	AC: Adult with Disabling Condition	AC: Adult without Disabling Condition	AC: Total Adults	AC: % with Disabling Condition by Source	UK: Adult with Disabling Condition	UK: Adult without Disabling Condition	UK: Total Adults	UK: % with Disabling Condition by Source
Earned Income	15	15	30	<i>50.00%</i>	7	9	16	<i>43.75%</i>	0	0	0	<i>0</i>
Unemployment Insurance	1	1	2	<i>50.00%</i>	2	0	2	<i>100.00%</i>	0	0	0	<i>0</i>
Supplemental Security Income (SSI)	24	2	26	<i>92.31%</i>	4	0	4	<i>100.00%</i>	0	0	0	<i>0</i>
Social Security Disability Insurance (SSDI)	7	0	7	<i>100.00%</i>	0	0	0	<i>0</i>	0	0	0	<i>0</i>
VA Service-Connected Disability Compensation	1	0	1	<i>100.00%</i>	0	0	0	<i>0</i>	0	0	0	<i>0</i>
VA Non-Service-Connected Disability Pension	0	0	0	<i>0</i>	0	0	0	<i>0</i>	0	0	0	<i>0</i>
Private Disability Insurance	0	0	0	<i>0</i>	0	0	0	<i>0</i>	0	0	0	<i>0</i>
Worker's Compensation	0	0	0	<i>0</i>	0	0	0	<i>0</i>	0	0	0	<i>0</i>
Temporary Assistance for Needy Families (TANF)	1	0	1	<i>100.00%</i>	10	17	27	<i>37.04%</i>	0	0	0	<i>0</i>
General Assistance (GA)	0	2	2	<i>0%</i>	0	4	4	<i>0%</i>	0	0	0	<i>0</i>
Retirement Income from Social Security	0	1	1	<i>0%</i>	0	1	1	<i>0%</i>	0	0	0	<i>0</i>
Pension or retirement income from a former job	0	0	0	<i>0</i>	0	0	0	<i>0</i>	0	0	0	<i>0</i>
Child Support	0	0	0	<i>0</i>	3	2	5	<i>60.00%</i>	0	0	0	<i>0</i>
Alimony and other spousal support	0	0	0	<i>0</i>	0	0	0	<i>0</i>	0	0	0	<i>0</i>
Other source	1	1	2	<i>50.00%</i>	0	2	2	<i>0%</i>	0	0	0	<i>0</i>
No Sources	61	40	101	<i>60.40%</i>	5	34	39	<i>12.82%</i>	0	0	0	<i>0</i>
Unduplicated Total Adults	108	61	169		23	63	86		0	0	0	

Numbers in *green italics* have been recalculated or weighted based on available totals.



**Q20a: Type of Non-Cash Benefit Sources**

	Benefit at Start	Benefit at Latest Annual Assessment for Stayers	Benefit at Exit for Leavers
Supplemental Nutrition Assistance Program (SNAP) (Previously known as Food Stamps)	119	0	90
Special Supplemental Nutrition Program for Women, Infants, and Children (WIC)	1	0	1
TANF Child Care Services	0	0	0
TANF Transportation Services	0	0	0
Other TANF-Funded Services	0	0	0
Other Source	0	0	0

**Q21: Health Insurance**

	At Start	At Annual Assessment for Stayers	At Exit for Leavers
MEDICAID	389	0	329
MEDICARE	25	0	22
State Children's Health Insurance Program	0	0	0
Veteran's Health Administration (VHA)	1	0	1
Employer-Provided Health Insurance	0	0	0
Health Insurance obtained through COBRA	0	0	0
Private Pay Health Insurance	1	0	1
State Health Insurance for Adults	0	0	0
Indian Health Services Program	1	0	1
Other	1	0	1
No Health Insurance	111	0	51
Client Doesn't Know/Prefers Not to Answer	0	0	0
Data Not Collected	0	0	0
Number of Stayers Not Yet Required to Have an Annual Assessment	0	123	0
1 Source of Health Insurance	406	0	343
More than 1 Source of Health Insurance	6	0	6

**Q22a2: Length of Participation – ESG Projects**

	Total	Leavers	Stayers
0 to 7 days	47	27	20
8 to 14 days	36	23	13
15 to 21 days	44	35	9
22 to 30 days	39	32	7
31 to 60 days	94	67	27
61 to 90 days	70	46	24
91 to 180 days	190	168	22
181 to 365 days	3	2	1
366 to 730 days (1-2 Yrs)	0	0	0
731 to 1,095 days (2-3 Yrs)	0	0	0
1,096 to 1,460 days (3-4 Yrs)	0	0	0
1,461 to 1,825 days (4-5 Yrs)	0	0	0
More than 1,825 days (> 5 Yrs)	0	0	0
Total	523	400	123

**Q22c: Length of Time between Project Start Date and Housing Move-in Date**

	Total	Without Children	With Children and Adults	With Only Children	Unknown Household Type
7 days or less	0	0	0	0	0
8 to 14 days	0	0	0	0	0
15 to 21 days	0	0	0	0	0
22 to 30 days	0	0	0	0	0
31 to 60 days	0	0	0	0	0
61 to 90 days	0	0	0	0	0
91 to 180 days	0	0	0	0	0
181 to 365 days	0	0	0	0	0
366 to 730 days (1-2 Yrs)	0	0	0	0	0
<b>Total (persons moved into housing)</b>	0	0	0	0	0
<b>Average length of time to housing</b>	0	0	0	0	0
<b>Persons who were exited without move-in</b>	0	0	0	0	0
<b>Total persons</b>	0	0	0	0	0

Numbers in *green italics* have been recalculated or weighted based on available totals.

**Q22d: Length of Participation by Household Type**

	Total	Without Children	With Children and Adults	With Only Children	Unknown Household Type
7 days or less	47	18	29	0	0
8 to 14 days	36	13	23	0	0
15 to 21 days	44	20	24	0	0
22 to 30 days	39	23	16	0	0
31 to 60 days	94	31	63	0	0
61 to 90 days	70	40	30	0	0
91 to 180 days	190	64	122	4	0
181 to 365 days	3	3	0	0	0
366 to 730 days (1-2 Yrs)	0	0	0	0	0
731 days or more	0	0	0	0	0
<b>Total</b>	523	212	307	4	0

**Q22e: Length of Time Prior to Housing - based on 3.917 Date Homelessness Started**

	Total	Without Children	With Children and Adults	With Only Children	Unknown Household Type
7 days or less	121	24	97	0	0
8 to 14 days	38	9	29	0	0
15 to 21 days	36	10	26	0	0
22 to 30 days	34	8	26	0	0
31 to 60 days	36	13	23	0	0
61 to 90 days	37	21	16	0	0
91 to 180 days	54	22	32	0	0
181 to 365 days	36	21	15	0	0
366 to 730 days (1-2 Yrs)	32	20	12	0	0
731 days or more	69	63	6	0	0
<b>Total</b>	<b>493</b>	<b>211</b>	<b>282</b>	<b>0</b>	<b>0</b>
Not yet moved into housing	0	0	0	0	0
Data not collected	30	1	25	4	0
<b>Total persons</b>	<b>523</b>	<b>212</b>	<b>307</b>	<b>4</b>	<b>0</b>

**Q22f: Length of Time between Project Start Date and Housing Move-in Date by Race and Ethnicity**

	American Indian, Alaska Native, or Indigenous	Asian or Asian American	Black, African American, or African	Hispanic/Latina/e/o	Middle Eastern or North African	Native Hawaiian or Pacific Islander	White	At Least 1 Race and Hispanic/Latina/e/o	Multi-racial (does not include Hispanic/Latina/e/o)	Unknown (Don't Know, Preferred not to Answer, Data not Collected)
<b>Persons Moved Into Housing</b>	0	0	0	0	0	0	0	0	0	0
<b>Persons Exited Without Move-In</b>	0	0	0	0	0	0	0	0	0	0
<b>Average time to Move-In</b>	0	0	0	0	0	0	0	0	0	0
<b>Median time to Move-In</b>	0.00	0.00	0.00	0.00	0.00	0.00	0.00	0.00	0.00	0.00

New as of 10/1/2023.

**Q22g: Length of Time Prior to Housing by Race and Ethnicity - based on 3,917 Date Homelessness Started**

	American Indian, Alaska Native, or Indigenous	Asian or Asian American	Black, African American, or African	Hispanic/Latina/e/o	Middle Eastern or North African	Native Hawaiian or Pacific Islander	White	At Least 1 Race and Hispanic/Latina/e/o	Multi-racial (does not include Hispanic/Latina/e/o)	Unknown (Don't Know, Preferred not to Answer, Data not Collected)
Persons Moved Into Housing	2	2	61	71	0	0	128	227	7	4
Persons Not Yet Moved Into Housing	0	0	0	0	0	0	0	0	0	0
Average time to Move-In	24.00	180.00	148.00	253.00	0	0	-61.00	-206.00	349.00	105.00
Median time to Move-In	24.00	180.00	14.00	27.00	0.00	0.00	64.00	34.00	34.00	120.00

New as of 10/1/2023.

## Q23c: Exit Destination

	Total	Without Children	With Children and Adults	With Only Children	Unknown Household Type
<b>Homeless Situations</b>					
Place not meant for habitation (e.g., a vehicle, an abandoned building, bus/train/subway station/airport or anywhere outside)	0	0	0	0	0
Emergency shelter, including hotel or motel paid for with emergency shelter voucher, Host Home shelter	82	59	22	1	0
Safe Haven	1	1	0	0	0
<b>Subtotal - Homeless Situations</b>	<b>83</b>	<b>60</b>	<b>22</b>	<b>1</b>	<b>0</b>
<b>Institutional Situations</b>					
Foster care home or foster care group home	2	0	2	0	0
Hospital or other residential non-psychiatric medical facility	3	3	0	0	0
Jail, prison, or juvenile detention facility	0	0	0	0	0
Long-term care facility or nursing home	0	0	0	0	0
Psychiatric hospital or other psychiatric facility	4	4	0	0	0
Substance abuse treatment facility or detox center	5	5	0	0	0
<b>Subtotal - Institutional Situations</b>	<b>14</b>	<b>12</b>	<b>2</b>	<b>0</b>	<b>0</b>
<b>Temporary Situations</b>					
Transitional housing for homeless persons (including homeless youth)	2	2	0	0	0
Residential project or halfway house with no homeless criteria	0	0	0	0	0
Hotel or motel paid for without emergency shelter voucher	6	3	3	0	0
Host Home (non-crisis)	0	0	0	0	0
Staying or living with family, temporary tenure (e.g., room, apartment, or house)	86	19	65	2	0
Staying or living with friends, temporary tenure (e.g., room, apartment, or house)	12	9	3	0	0
Moved from one HOPWA funded project to HOPWA TH	0	0	0	0	0
<b>Subtotal - Temporary Situations</b>	<b>106</b>	<b>33</b>	<b>71</b>	<b>2</b>	<b>0</b>
<b>Permanent Situations</b>					
Staying or living with family, permanent tenure	77	26	50	1	0
Staying or living with friends, permanent tenure	15	13	2	0	0
Moved from one HOPWA funded project to HOPWA PH	0	0	0	0	0
Rental by client, no ongoing housing subsidy	100	24	76	0	0
Rental by client, with ongoing housing subsidy	5	1	4	0	0
Owned by client, with ongoing housing subsidy	0	0	0	0	0
Owned by client, no ongoing housing subsidy	0	0	0	0	0
<b>Subtotal - Permanent Situations</b>	<b>197</b>	<b>64</b>	<b>132</b>	<b>1</b>	<b>0</b>
<b>Other Situations</b>					
No Exit Interview Completed	0	0	0	0	0
Other	0	0	0	0	0
Deceased	0	0	0	0	0
Client Doesn't Know/Prefers Not to Answer	0	0	0	0	0
Data Not Collected	0	0	0	0	0
<b>Subtotal - Other Situations</b>	<b>0</b>	<b>0</b>	<b>0</b>	<b>0</b>	<b>0</b>
<b>Total</b>	<b>400</b>	<b>169</b>	<b>227</b>	<b>4</b>	<b>0</b>
Total persons exiting to positive housing destinations	197	64	132	1	0
Total persons whose destinations excluded them from the calculation	5	3	2	0	0
Percentage	49.87%	38.55%	58.67%	25.00%	0

Updated 10/1/2023: Rows reordered and grouped differently. Destinations with subsidies are now detailed in Q23d. Existing data has been updated to match new row order and relocated to Q23d as appropriate.

Numbers in *green italics* have been recalculated or weighted based on available totals.

### Q23d: Exit Destination – Subsidy Type of Persons Exiting to Rental by Client With An Ongoing Subsidy

	Total	Without Children	With Children and Adults	With Only Children	Unknown Household Type
CPD TIP housing subsidy	0	0	0	0	0
VASH housing subsidy	0	0	0	0	0
RRH or equivalent subsidy	4	1	3	0	0
HCV voucher (tenant or project based) (not dedicated)	0	0	0	0	0
Public housing unit	0	0	0	0	0
Rental by client, with other ongoing housing subsidy	1	0	1	0	0
Housing Stability Voucher	0	0	0	0	0
Family Unification Program Voucher (FUP)	0	0	0	0	0
Foster Youth to Independence Initiative (FYI)	0	0	0	0	0
Permanent Supportive Housing	0	0	0	0	0
Other permanent housing dedicated for formerly homeless persons	0	0	0	0	0
TOTAL	5	1	4	0	0

New as of 10/1/2023: Existing data from Q23c prior to 10/1/2023 has been relocated to Q23d as appropriate.

### Q23e: Exit Destination Type by Race and Ethnicity

	Total	American Indian, Alaska Native, or Indigenous	Asian or Asian American	Black, African American, or African	Hispanic/Latina/e/o	Middle Eastern or North African	Native Hawaiian or Pacific Islander	White	At Least 1 Race and Hispanic/Latina/e/o	Multi-racial (does not include Hispanic/Latina/e/o)	Unknown (Don't Know, Prefer not to Answer, Data not Collect)
Homeless Situations	83	1	2	10	8	0	0	31	30	1	0
Institutional Situations	14	0	0	0	3	0	0	5	5	1	0
Temporary Housing Situations	106	0	0	13	17	0	0	27	46	3	0
Permanent Housing Situations	197	1	0	22	12	0	0	50	111	1	0
Other	0	0	0	0	0	0	0	0	0	0	0
Total	400	2	2	45	40	0	0	113	192	6	0

New as of 10/1/2023.

**Q24a: Homelessness Prevention Housing Assessment at Exit**

	Total	Without Children	With Children and Adults	With Only Children	Unknown Household Type
Able to maintain the housing they had at project start—Without a subsidy	0	0	0	0	0
Able to maintain the housing they had at project start—With the subsidy they had at project start	0	0	0	0	0
Able to maintain the housing they had at project start—With an on-going subsidy acquired since project start	0	0	0	0	0
Able to maintain the housing they had at project start—Only with financial assistance other than a subsidy	0	0	0	0	0
Moved to new housing unit—With on-going subsidy	0	0	0	0	0
Moved to new housing unit—Without an on-going subsidy	0	0	0	0	0
Moved in with family/friends on a temporary basis	0	0	0	0	0
Moved in with family/friends on a permanent basis	0	0	0	0	0
Moved to a transitional or temporary housing facility or program	0	0	0	0	0
Client became homeless – moving to a shelter or other place unfit for human habitation	0	0	0	0	0
Jail/prison	0	0	0	0	0
Deceased	0	0	0	0	0
Client Doesn't Know/Prefers Not to Answer	0	0	0	0	0
Data not collected (no exit interview completed)	0	0	0	0	0
Total	0	0	0	0	0

**Q24d: Language of Persons Requiring Translation Assistance**

Language Response (Top 20 Languages Selected)	Total Persons Requiring Translation Assistance	Language Name <sup>1</sup>
Different Preferred Language	18	
Total	18	

New as of 10/1/2023. The output of the languages has been sorted from most to least requested.  
<sup>1</sup>Language name lookup is provided by Sage. The CSV upload contains only the first two columns.

**Q25a: Number of Veterans**

	Total	Without Children	With Children and Adults	Unknown Household Type
Chronically Homeless Veteran	2	2	0	0
Non-Chronically Homeless Veteran	3	3	0	0
Not a Veteran	323	207	116	0
Client Doesn't Know/Prefers Not to Answer	0	0	0	0
Data Not Collected	0	0	0	0
Total	328	212	116	0

**Q26b: Number of Chronically Homeless Persons by Household**

	Total	Without Children	With Children and Adults	With Only Children	Unknown Household Type
Chronically Homeless	76	70	6	0	0
Not Chronically Homeless	434	142	288	4	0
Client Doesn't Know/Prefers Not to Answer	0	0	0	0	0
Data Not Collected	13	0	13	0	0
Total	523	212	307	4	0





## HUD ESG CAPER - CSV upload only

Report: **CAPER**Period: Your user level here: **Data Entry and Account Admin**

### Q04a: Project Identifiers in HMIS

Organization Name	Organization ID	Project Name	Project ID	HMIS Project Type	Method for Tracking ES	Affiliated with a residential project	Project IDs of affiliations	CoC Number	Geocode	Victim Service Provider	HMIS Software Name	Report Start Date
Path of Life Ministries	2	POLM ESG Street Outreach/EDA	165	4				CA-608	069065	0	Clarity HS	2023-07-01

CSV uploads containing multiple project rows in Q4 will display as separate rows here using the same value in Project Info Row ID.

### Q05a: Report Validations Table

Category	Count of Clients for DQ	Count of Clients
Total Number of Persons Served	253	255
Number of Adults (Age 18 or Over)	252	254
Number of Children (Under Age 18)	1	1
Number of Persons with Unknown Age	0	0
Number of Leavers	212	214
Number of Adult Leavers	212	214
Number of Adult and Head of Household Leavers	212	214
Number of Stayers	41	41
Number of Adult Stayers	40	40
Number of Veterans	5	5
Number of Chronically Homeless Persons	115	116
Number of Youth Under Age 25	11	11
Number of Parenting Youth Under Age 25 with Children	0	0
Number of Adult Heads of Household	252	254
Number of Child and Unknown-Age Heads of Household	0	0
Heads of Households and Adult Stayers in the Project 365 Days or More	5	5

Effective 1/1/2023, this question includes separate columns for totals relevant to the DQ questions and totals relevant to the entire APR. Data uploaded prior to 1/1/2023 has been bulk updated to use the same totals for both columns in order to support calculations in the Aggregator.



**Q06a: Data Quality: Personally Identifying Information**

	Client Doesn't Know/Prefers Not to Answer	Information Missing	Data Issues	Total	% of Issue Rate
Name	0	2	0	2	0.79%
Social Security Number	6	5	1	12	4.74%
Date of Birth	0	0	0	0	0%
Race/Ethnicity	1	1	0	2	0.79%
Gender	0	1	0	1	0.40%
Overall Score	0	0	0	16	6.32%

New as of 10/1/2023.

Numbers in *green italics* have been recalculated or weighted based on available totals.**Q06b: Data Quality: Universal Data Elements**

Data Element	Client Doesn't Know/Prefers Not to Answer	Information Missing	Data Issues	Total	% of Issue Rate
Veteran Status	1	3	0	4	1.59%
Project Start Date	0	0	0	0	0%
Relationship to Head of Household	0	0	0	0	0%
Enrollment CoC	0	0	0	0	0%
Disabling Condition	0	0	0	0	0%

Numbers in *green italics* have been recalculated or weighted based on available totals.**Q06c: Data Quality: Income and Housing Data Quality**

Data Element	Client Doesn't Know/Prefers Not to Answer	Information Missing	Data Issues	Total	% of Error Rate
Destination	0	52	0	52	24.53%
Income and Sources at Start	0	0	0	0	0%
Income and Sources at Annual Assessment	0	5	0	5	100.00%
Income and Sources at Exit	0	0	0	0	0%

Numbers in *green italics* have been recalculated or weighted based on available totals.**Q06d: Data Quality: Chronic Homelessness**

Entering into project type	Count of Total Records	Missing Time in Institution	Missing Time in Housing	Approximate Date Started DK/R/missing	Number of Times DK/R/missing	Number of Months DK/R/missing	% of Records Unable to Calculate
ES-EE, ES-NbN, SH, Street Outreach	252	0	0	0	8	1	3.57%
TH	0	0	0	0	0	0	0
PH (All)	0	0	0	0	0	0	0
CE	0	0	0	0	0	0	0
SSO, Day Shelter, HP	0	0	0	0	0	0	0
Total	252	0	0	0	0	0	3.57%

Numbers in *green italics* have been recalculated or weighted based on available totals.

**Q06e: Data Quality: Timeliness**

Time for Record Entry	Number of Project Start Records	Number of Project Exit Records
< 0 days	0	1
0 days	78	189
1-3 Days	24	5
4-6 Days	4	3
7-10 Days	1	2
11+ Days	7	12

**Q06f: Data Quality: Inactive Records: Street Outreach & Emergency Shelter**

Data Element	# of Records	# of Inactive Records	% of Inactive Records
Contact (Adults and Heads of Household in Street Outreach or ES - NbN)	27	27	100.00%
Bed Night (All Clients in ES - NbN)	0	0	0

Numbers in *green italics* have been recalculated or weighted based on available totals.

**Q07a: Number of Persons Served**

	Total	Without Children	With Children and Adults	With Only Children	Unknown Household Type
Adults	254	253	1	0	0
Children	1	0	1	0	0
Client Doesn't Know/Prefers Not to Answer	0	0	0	0	0
Data Not Collected	0	0	0	0	0
Total	255	253	2	0	0
For PSH & RRH – the total persons served who moved into housing	0	0	0	0	0

**Q07b: Point-in-Time Count of Persons on the Last Wednesday**

	Total	Without Children	With Children and Adults	With Only Children	Unknown Household Type
January	65	63	2	0	0
April	45	43	2	0	0
July	152	152	0	0	0
October	120	120	0	0	0

**Q08a: Households Served**

	Total	Without Children	With Children and Adults	With Only Children	Unknown Household Type
Total Households	254	253	1	0	0
For PSH & RRH – the total households served who moved into housing	0	0	0	0	0

**Q08b: Point-in-Time Count of Households on the Last Wednesday**

	Total	Without Children	With Children and Adults	With Only Children	Unknown Household Type
January	64	63	1	0	0
April	44	43	1	0	0
July	152	152	0	0	0
October	120	120	0	0	0

**Q09a: Number of Persons Contacted**

Number of Persons Contacted	All Persons Contacted	First contact – NOT staying on the Streets, ES-EE, ES-NbN, or SH	First contact – WAS staying on Streets, ES-EE, ES-NbN, or SH	First contact – Worker unable to determine
Once	99	0	0	99
2-5 Times	0	0	0	0
6-9 Times	0	0	0	0
10+ Times	0	0	0	0
Total Persons Contacted	99	0	0	99

**Q09b: Number of Persons Newly Engaged**

Number of Persons Engaged	All Persons Contacted	First contact – NOT staying on the Streets, ES-EE, ES-NbN, or SH	First contact – WAS staying on Streets, ES-EE, ES-NbN, or SH	First contact – Worker unable to determine
Once	99	0	0	99
2-5 Contacts	0	0	0	0
6-9 Contacts	0	0	0	0
10+ Contacts	0	0	0	0
Total Persons Engaged	99	0	0	99
Rate of Engagement	100.00%	0	0	100.00%

Numbers in *green italics* have been recalculated or weighted based on available totals.

**Q10a: Gender**

	Total	Without Children	With Children and Adults	With Only Children	Unknown Household Type
Woman	130	128	2	0	0
Man	123	123	0	0	0
Culturally Specific Identity	0	0	0	0	0
Transgender	0	0	0	0	0
Non-Binary	0	0	0	0	0
Questioning	0	0	0	0	0
Different Identity	0	0	0	0	0
Woman/Man	0	0	0	0	0
Woman/Culturally Specific Identity	0	0	0	0	0
Woman/Transgender	0	0	0	0	0
Woman/Non-Binary	0	0	0	0	0
Woman/Questioning	0	0	0	0	0
Woman/Different Identity	0	0	0	0	0
Man/Culturally Specific Identity	0	0	0	0	0
Man/Transgender	1	1	0	0	0
Man/Non-Binary	0	0	0	0	0
Man/Questioning	0	0	0	0	0
Man/Different Identity	0	0	0	0	0
Culturally Specific Identity/Transgender	0	0	0	0	0
Culturally Specific Identity/Non-Binary	0	0	0	0	0
Culturally Specific Identity/Questioning	0	0	0	0	0
Culturally Specific Identity/Different Identity	0	0	0	0	0
Transgender/Non-Binary	0	0	0	0	0
Transgender/Questioning	0	0	0	0	0
Transgender/Different Identity	0	0	0	0	0
Non-Binary/Questioning	0	0	0	0	0
Non-Binary/Different Identity	0	0	0	0	0
Questioning/Different Identity	0	0	0	0	0
More than 2 Gender Identities Selected	0	0	0	0	0
Client Doesn't Know/Prefers Not to Answer	0	0	0	0	0
Data Not Collected	1	1	0	0	0
<b>Total</b>	<b>255</b>	<b>253</b>	<b>2</b>	<b>0</b>	<b>0</b>

New as of 10/1/2023.

**Q10d: Gender by Age Ranges**

	Total	Under Age 18	Age 18-24	Age 25-64	Age 65+	Client Doesn't Know/Prefers Not to Answer	Data Not Collected
Woman	130	1	6	115	8	0	0
Man	123	0	4	105	14	0	0
Culturally Specific Identity	0	0	0	0	0	0	0
Transgender	0	0	0	0	0	0	0
Non-Binary	0	0	0	0	0	0	0
Questioning	0	0	0	0	0	0	0
Different Identity	0	0	0	0	0	0	0
Woman/Man	0	0	0	0	0	0	0
Woman/Culturally Specific Identity	0	0	0	0	0	0	0
Woman/Transgender	0	0	0	0	0	0	0
Woman/Non-Binary	0	0	0	0	0	0	0
Woman/Questioning	0	0	0	0	0	0	0
Woman/Different Identity	0	0	0	0	0	0	0
Man/Culturally Specific Identity	0	0	0	0	0	0	0
Man/Transgender	1	0	0	1	0	0	0
Man/Non-Binary	0	0	0	0	0	0	0
Man/Questioning	0	0	0	0	0	0	0
Man/Different Identity	0	0	0	0	0	0	0
Culturally Specific Identity/Transgender	0	0	0	0	0	0	0
Culturally Specific Identity/Non-Binary	0	0	0	0	0	0	0
Culturally Specific Identity/Questioning	0	0	0	0	0	0	0
Culturally Specific Identity/Different Identity	0	0	0	0	0	0	0
Transgender/Non-Binary	0	0	0	0	0	0	0
Transgender/Questioning	0	0	0	0	0	0	0
Transgender/Different Identity	0	0	0	0	0	0	0
Non-Binary/Questioning	0	0	0	0	0	0	0
Non-Binary/Different Identity	0	0	0	0	0	0	0
Questioning/Different Identity	0	0	0	0	0	0	0
More than 2 Gender Identities Selected	0	0	0	0	0	0	0
Client Doesn't Know/Prefers Not to Answer	0	0	0	0	0	0	0
Data Not Collected	1	0	1	0	0	0	0
<b>Total</b>	<b>255</b>	<b>1</b>	<b>11</b>	<b>221</b>	<b>22</b>	<b>0</b>	<b>0</b>

New as of 10/1/2023.

**Q11: Age**

	Total	Without Children	With Children and Adults	With Only Children	Unknown Household Type
Under 5	1	0	1	0	0
5-12	0	0	0	0	0
13-17	0	0	0	0	0
18-24	11	11	0	0	0
25-34	43	43	0	0	0
35-44	65	64	1	0	0
45-54	61	61	0	0	0
55-64	52	52	0	0	0
65+	22	22	0	0	0
Client Doesn't Know/Prefers Not to Answer	0	0	0	0	0
Data Not Collected	0	0	0	0	0
<b>Total</b>	<b>255</b>	<b>253</b>	<b>2</b>	<b>0</b>	<b>0</b>

New as of 10/1/2023.

**Q12: Race and Ethnicity**

	Total	Without Children	With Children and Adults	With Only Children	Unknown Household Type
American Indian, Alaska Native, or Indigenous	1	1	0	0	0
Asian or Asian American	0	0	0	0	0
Black, African American, or African	41	41	0	0	0
Hispanic/Latina/e/o	8	8	0	0	0
Middle Eastern or North African	0	0	0	0	0
Native Hawaiian or Pacific Islander	1	1	0	0	0
White	101	99	2	0	0
Asian or Asian American & American Indian, Alaska Native, or Indigenous	0	0	0	0	0
Black, African American, or African & American Indian, Alaska Native, or Indigenous	0	0	0	0	0
Hispanic/Latina/e/o & American Indian, Alaska Native, or Indigenous	2	2	0	0	0
Middle Eastern or North African & American Indian, Alaska Native, or Indigenous	0	0	0	0	0
Native Hawaiian or Pacific Islander & American Indian, Alaska Native, or Indigenous	1	1	0	0	0
White & American Indian, Alaska Native, or Indigenous	2	2	0	0	0
Black, African American, or African & Asian or Asian American	0	0	0	0	0
Hispanic/Latina/e/o & Asian or Asian American	0	0	0	0	0
Middle Eastern or North African & Asian or Asian American	0	0	0	0	0
Native Hawaiian or Pacific Islander & Asian or Asian American	0	0	0	0	0
White & Asian or Asian American	0	0	0	0	0
Hispanic/Latina/e/o & Black, African American, or African	2	2	0	0	0
Middle Eastern or North African & Black, African American, or African	0	0	0	0	0
Native Hawaiian or Pacific Islander & Black, African American, or African	0	0	0	0	0
White & Black, African American, or African	0	0	0	0	0
Middle Eastern or North African & Hispanic/Latina/e/o	0	0	0	0	0
Native Hawaiian or Pacific Islander & Hispanic/Latina/e/o	0	0	0	0	0
White & Hispanic/Latina/e/o	89	89	0	0	0
Native Hawaiian or Pacific Islander & Middle Eastern or North African	0	0	0	0	0
White & Middle Eastern or North African	0	0	0	0	0
White & Native Hawaiian or Pacific Islander	2	2	0	0	0
Multiracial – more than 2 races/ethnicity, with one being Hispanic/Latina/e/o	2	2	0	0	0
Multiracial – more than 2 races, where no option is Hispanic/Latina/e/o	1	1	0	0	0
Client Doesn't Know/Prefers Not to Answer	1	1	0	0	0
Data Not Collected	1	1	0	0	0
<b>Total</b>	<b>255</b>	<b>253</b>	<b>2</b>	<b>0</b>	<b>0</b>

New as of 10/1/2023.

**Q13a1: Physical and Mental Health Conditions at Start**

	Total Persons	Without Children	Adults in HH with Children & Adults	Children in HH with Children & Adults	With Children and Adults ☞	With Only Children	Unknown Household Type
Mental Health Disorder	92	92	0	0	0	0	0
Alcohol Use Disorder	15	15	0	0	0	0	0
Drug Use Disorder	66	66	0	0	0	0	0
Both Alcohol Use and Drug Use Disorders	51	51	0	0	0	0	0
Chronic Health Condition	110	110	0	0	0	0	0
HIV/AIDS	1	1	0	0	0	0	0
Developmental Disability	46	46	0	0	0	0	0
Physical Disability	115	115	0	0	0	0	0

☞ The "With Children and Adults" column is retired as of 10/1/2019 and replaced with the columns "Adults in HH with Children & Adults" and "Children in HH with Children & Adults".

**Q13b1: Physical and Mental Health Conditions at Exit**

	Total Persons	Without Children	Adults in HH with Children & Adults	Children in HH with Children & Adults	With Children and Adults ☞	With Only Children	Unknown Household Type
Mental Health Disorder	81	81	0	0	0	0	0
Alcohol Use Disorder	11	11	0	0	0	0	0
Drug Use Disorder	59	59	0	0	0	0	0
Both Alcohol Use and Drug Use Disorders	41	41	0	0	0	0	0
Chronic Health Condition	91	91	0	0	0	0	0
HIV/AIDS	1	1	0	0	0	0	0
Developmental Disability	42	42	0	0	0	0	0
Physical Disability	97	97	0	0	0	0	0

☞ The "With Children and Adults" column is retired as of 10/1/2019 and replaced with the columns "Adults in HH with Children & Adults" and "Children in HH with Children & Adults".

**Q13c1: Physical and Mental Health Conditions for Stayers**

	Total Persons	Without Children	Adults in HH with Children & Adults	Children in HH with Children & Adults	With Children and Adults ☞	With Only Children	Unknown Household Type
Mental Health Disorder	11	11	0	0	0	0	0
Alcohol Use Disorder	4	4	0	0	0	0	0
Drug Use Disorder	6	6	0	0	0	0	0
Both Alcohol Use and Drug Use Disorders	10	10	0	0	0	0	0
Chronic Health Condition	19	19	0	0	0	0	0
HIV/AIDS	0	0	0	0	0	0	0
Developmental Disability	4	4	0	0	0	0	0
Physical Disability	18	18	0	0	0	0	0

☞ The "With Children and Adults" column is retired as of 10/1/2019 and replaced with the columns "Adults in HH with Children & Adults" and "Children in HH with Children & Adults".



**Q14a: History of Domestic Violence, Sexual Assault, Dating Violence, Stalking, or Human Trafficking**

	Total	Without Children	With Children and Adults	With Only Children	Unknown Household Type
Yes	34	34	0	0	0
No	219	218	1	0	0
Client Doesn't Know/Prefers Not to Answer	1	1	0	0	0
Data Not Collected	0	0	0	0	0
Total	254	253	1	0	0

**Q14b: Most recent experience of domestic violence, sexual assault, dating violence, stalking, or human trafficking**

	Total	Without Children	With Children and Adults	With Only Children	Unknown Household Type
Within the past three months	7	7	0	0	0
Three to six months ago	1	1	0	0	0
Six months to one year	3	3	0	0	0
One year ago, or more	22	22	0	0	0
Client Doesn't Know/Prefers Not to Answer	1	1	0	0	0
Data Not Collected	0	0	0	0	0
Total	34	34	0	0	0

New as of 10/1/2023.

**Q15: Living Situation**

	Total	Without Children	With Children and Adults	With Only Children	Unknown Household Type
<b>Homeless Situations</b>					
Place not meant for habitation	208	207	1	0	0
Emergency shelter, including hotel or motel paid for with emergency shelter voucher, Host Home shelter	22	22	0	0	0
Safe Haven	0	0	0	0	0
<b>Subtotal - Homeless Situations</b>	<b>230</b>	<b>229</b>	<b>1</b>	<b>0</b>	<b>0</b>
<b>Institutional Situations</b>					
Foster care home or foster care group home	0	0	0	0	0
Hospital or other residential non-psychiatric medical facility	2	2	0	0	0
Jail, prison, or juvenile detention facility	1	1	0	0	0
Long-term care facility or nursing home	0	0	0	0	0
Psychiatric hospital or other psychiatric facility	1	1	0	0	0
Substance abuse treatment facility or detox center	1	1	0	0	0
<b>Subtotal - Institutional Situations</b>	<b>5</b>	<b>5</b>	<b>0</b>	<b>0</b>	<b>0</b>
<b>Temporary Situations</b>					
Transitional housing for homeless persons (including homeless youth)	0	0	0	0	0
Residential project or halfway house with no homeless criteria	0	0	0	0	0
Hotel or motel paid for without emergency shelter voucher	10	10	0	0	0
Host Home (non-crisis)	0	0	0	0	0
Staying or living in a friend's room, apartment, or house	1	1	0	0	0
Staying or living in a family member's room, apartment, or house	6	6	0	0	0
<b>Subtotal - Temporary Situations</b>	<b>17</b>	<b>17</b>	<b>0</b>	<b>0</b>	<b>0</b>
<b>Permanent Situations</b>					
Rental by client, no ongoing housing subsidy	2	2	0	0	0
Rental by client, with ongoing housing subsidy	0	0	0	0	0
Owned by client, with ongoing housing subsidy	0	0	0	0	0
Owned by client, no ongoing housing subsidy	0	0	0	0	0
<b>Subtotal - Permanent Situations</b>	<b>2</b>	<b>2</b>	<b>0</b>	<b>0</b>	<b>0</b>
Client Doesn't Know/Prefers Not to Answer	0	0	0	0	0
Data Not Collected	0	0	0	0	0
<b>Subtotal - Other Situations</b>	<b>0</b>	<b>0</b>	<b>0</b>	<b>0</b>	<b>0</b>
<b>TOTAL</b>	<b>254</b>	<b>253</b>	<b>1</b>	<b>0</b>	<b>0</b>

**Updated 10/1/2023:** Rows reordered and grouped differently. New "Rental by client, with ongoing housing subsidy" row includes data previously reported under separate subsidy types.

🕒 Interim housing is retired as of 10/1/2019.

**Q16: Cash Income - Ranges**

	Income at Start	Income at Latest Annual Assessment for Stayers	Income at Exit for Leavers
No income	161	0	137
\$1 - \$150	1	0	0
\$151 - \$250	1	0	1
\$251 - \$500	1	0	1
\$501 - \$1000	15	0	12
\$1,001 - \$1,500	38	0	32
\$1,501 - \$2,000	10	0	8
\$2,001+	27	0	23
Client Doesn't Know/Prefers Not to Answer	0	0	0
Data Not Collected	0	0	0
Number of Adult Stayers Not Yet Required to Have an Annual Assessment	0	35	0
Number of Adult Stayers Without Required Annual Assessment	0	5	0
Total Adults	254	40	214

**Q17: Cash Income - Sources**

	Income at Start	Income at Latest Annual Assessment for Stayers	Income at Exit for Leavers
Earned Income	29	0	25
Unemployment Insurance	1	0	1
Supplemental Security Income (SSI)	24	0	19
Social Security Disability Insurance (SSDI)	31	0	24
VA Service-Connected Disability Compensation	2	0	2
VA Non-Service Connected Disability Pension	0	0	0
Private Disability Insurance	0	0	0
Worker's Compensation	1	0	0
Temporary Assistance for Needy Families (TANF)	12	0	10
General Assistance (GA)	2	0	1
Retirement Income from Social Security	4	0	4
Pension or retirement income from a former job	1	0	1
Child Support	2	0	2
Alimony and other spousal support	2	0	2
Other Source	3	0	3
Adults with Income Information at Start and Annual Assessment/Exit	0	0	214

**Q19b: Disabling Conditions and Income for Adults at Exit**

	AO: Adult with Disabling Condition	AO: Adult without Disabling Condition	AO: Total Adults	AO: % with Disabling Condition by Source	AC: Adult with Disabling Condition	AC: Adult without Disabling Condition	AC: Total Adults	AC: % with Disabling Condition by Source	UK: Adult with Disabling Condition	UK: Adult without Disabling Condition	UK: Total Adults	UK: % with Disabling Condition by Source
Earned Income	10	15	25	40.00%	0	0	0	0	0	0	0	0
Unemployment Insurance	0	1	1	0%	0	0	0	0	0	0	0	0
Supplemental Security Income (SSI)	18	1	19	94.74%	0	0	0	0	0	0	0	0
Social Security Disability Insurance (SSDI)	24	0	24	100.00%	0	0	0	0	0	0	0	0
VA Service-Connected Disability Compensation	2	0	2	100.00%	0	0	0	0	0	0	0	0
VA Non-Service-Connected Disability Pension	0	0	0	0	0	0	0	0	0	0	0	0
Private Disability Insurance	0	0	0	0	0	0	0	0	0	0	0	0
Worker's Compensation	0	0	0	0	0	0	0	0	0	0	0	0
Temporary Assistance for Needy Families (TANF)	4	6	10	40.00%	0	0	0	0	0	0	0	0
General Assistance (GA)	0	1	1	0%	0	0	0	0	0	0	0	0
Retirement Income from Social Security	4	0	4	100.00%	0	0	0	0	0	0	0	0
Pension or retirement income from a former job	0	1	1	0%	0	0	0	0	0	0	0	0
Child Support	1	1	2	50.00%	0	0	0	0	0	0	0	0
Alimony and other spousal support	1	1	2	50.00%	0	0	0	0	0	0	0	0
Other source	3	0	3	100.00%	0	0	0	0	0	0	0	0
No Sources	62	74	136	45.59%	0	1	1	0%	0	0	0	0
Unduplicated Total Adults	117	96	213		0	1	1		0	0	0	

Numbers in *green italics* have been recalculated or weighted based on available totals.

**Q20a: Type of Non-Cash Benefit Sources**

	Benefit at Start	Benefit at Latest Annual Assessment for Stayers	Benefit at Exit for Leavers
Supplemental Nutrition Assistance Program (SNAP) (Previously known as Food Stamps)	146	0	118
Special Supplemental Nutrition Program for Women, Infants, and Children (WIC)	1	0	1
TANF Child Care Services	0	0	0
TANF Transportation Services	0	0	0
Other TANF-Funded Services	0	0	0
Other Source	0	0	0

**Q21: Health Insurance**

	At Start	At Annual Assessment for Stayers	At Exit for Leavers
MEDICAID	177	0	152
MEDICARE	28	0	21
State Children's Health Insurance Program	0	0	0
Veteran's Health Administration (VHA)	2	0	2
Employer-Provided Health Insurance	2	0	2
Health Insurance obtained through COBRA	0	0	0
Private Pay Health Insurance	0	0	0
State Health Insurance for Adults	0	0	0
Indian Health Services Program	0	0	0
Other	13	0	13
No Health Insurance	45	0	36
Client Doesn't Know/Prefers Not to Answer	0	0	0
Data Not Collected	1	5	1
Number of Stayers Not Yet Required to Have an Annual Assessment	0	36	0
1 Source of Health Insurance	196	0	164
More than 1 Source of Health Insurance	13	0	13

**Q22a2: Length of Participation – ESG Projects**

	Total	Leavers	Stayers
0 to 7 days	3	2	1
8 to 14 days	3	2	1
15 to 21 days	3	1	2
22 to 30 days	4	3	1
31 to 60 days	17	15	2
61 to 90 days	30	24	6
91 to 180 days	118	111	7
181 to 365 days	66	50	16
366 to 730 days (1-2 Yrs)	10	5	5
731 to 1,095 days (2-3 Yrs)	1	1	0
1,096 to 1,460 days (3-4 Yrs)	0	0	0
1,461 to 1,825 days (4-5 Yrs)	0	0	0
More than 1,825 days (> 5 Yrs)	0	0	0
Total	255	214	41

**Q22c: Length of Time between Project Start Date and Housing Move-in Date**

	Total	Without Children	With Children and Adults	With Only Children	Unknown Household Type
7 days or less	0	0	0	0	0
8 to 14 days	0	0	0	0	0
15 to 21 days	0	0	0	0	0
22 to 30 days	0	0	0	0	0
31 to 60 days	0	0	0	0	0
61 to 90 days	0	0	0	0	0
91 to 180 days	0	0	0	0	0
181 to 365 days	0	0	0	0	0
366 to 730 days (1-2 Yrs)	0	0	0	0	0
<b>Total (persons moved into housing)</b>	0	0	0	0	0
<b>Average length of time to housing</b>	0	0	0	0	0
<b>Persons who were exited without move-in</b>	0	0	0	0	0
<b>Total persons</b>	0	0	0	0	0

Numbers in *green italics* have been recalculated or weighted based on available totals.

**Q22d: Length of Participation by Household Type**

	Total	Without Children	With Children and Adults	With Only Children	Unknown Household Type
7 days or less	3	3	0	0	0
8 to 14 days	3	3	0	0	0
15 to 21 days	3	3	0	0	0
22 to 30 days	4	4	0	0	0
31 to 60 days	17	17	0	0	0
61 to 90 days	30	30	0	0	0
91 to 180 days	118	117	1	0	0
181 to 365 days	66	65	1	0	0
366 to 730 days (1-2 Yrs)	10	10	0	0	0
731 days or more	1	1	0	0	0
<b>Total</b>	255	253	2	0	0

**Q22e: Length of Time Prior to Housing - based on 3.917 Date Homelessness Started**

	Total	Without Children	With Children and Adults	With Only Children	Unknown Household Type
7 days or less	0	0	0	0	0
8 to 14 days	0	0	0	0	0
15 to 21 days	0	0	0	0	0
22 to 30 days	0	0	0	0	0
31 to 60 days	0	0	0	0	0
61 to 90 days	0	0	0	0	0
91 to 180 days	0	0	0	0	0
181 to 365 days	0	0	0	0	0
366 to 730 days (1-2 Yrs)	0	0	0	0	0
731 days or more	0	0	0	0	0
<b>Total</b>	0	0	0	0	0
Not yet moved into housing	0	0	0	0	0
Data not collected	0	0	0	0	0
<b>Total persons</b>	0	0	0	0	0

**Q22f: Length of Time between Project Start Date and Housing Move-in Date by Race and Ethnicity**

	American Indian, Alaska Native, or Indigenous	Asian or Asian American	Black, African American, or African	Hispanic/Latina/e/o	Middle Eastern or North African	Native Hawaiian or Pacific Islander	White	At Least 1 Race and Hispanic/Latina/e/o	Multi-racial (does not include Hispanic/Latina/e/o)	Unknown (Don't Know, Preferred not to Answer, Data not Collected)
<b>Persons Moved Into Housing</b>	0	0	0	0	0	0	0	0	0	0
<b>Persons Exited Without Move-In</b>	0	0	0	0	0	0	0	0	0	0
<b>Average time to Move-In</b>	0	0	0	0	0	0	0	0	0	0
<b>Median time to Move-In</b>	0.00	0.00	0.00	0.00	0.00	0.00	0.00	0.00	0.00	0.00

New as of 10/1/2023.

**Q22g: Length of Time Prior to Housing by Race and Ethnicity - based on 3.917 Date Homelessness Started**

	American Indian, Alaska Native, or Indigenous	Asian or Asian American	Black, African American, or African	Hispanic/Latina/e/o	Middle Eastern or North African	Native Hawaiian or Pacific Islander	White	At Least 1 Race and Hispanic/Latina/e/o	Multi-racial (does not include Hispanic/Latina/e/o)	Unknown (Don't Know, Preferred not to Answer, Data not Collected)
Persons Moved Into Housing	0	0	0	0	0	0	0	0	0	0
Persons Not Yet Moved Into Housing	0	0	0	0	0	0	0	0	0	0
Average time to Move-In	0	0	0	0	0	0	0	0	0	0
Median time to Move-In	0.00	0.00	0.00	0.00	0.00	0.00	0.00	0.00	0.00	0.00

New as of 10/1/2023.



**Q23c: Exit Destination**

	Total	Without Children	With Children and Adults	With Only Children	Unknown Household Type
<b>Homeless Situations</b>					
Place not meant for habitation (e.g., a vehicle, an abandoned building, bus/train/subway station/airport or anywhere outside)	124	124	0	0	0
Emergency shelter, including hotel or motel paid for with emergency shelter voucher, Host Home shelter	0	0	0	0	0
Safe Haven	0	0	0	0	0
<b>Subtotal - Homeless Situations</b>	<b>124</b>	<b>124</b>	<b>0</b>	<b>0</b>	<b>0</b>
<b>Institutional Situations</b>					
Foster care home or foster care group home	0	0	0	0	0
Hospital or other residential non-psychiatric medical facility	0	0	0	0	0
Jail, prison, or juvenile detention facility	0	0	0	0	0
Long-term care facility or nursing home	1	1	0	0	0
Psychiatric hospital or other psychiatric facility	0	0	0	0	0
Substance abuse treatment facility or detox center	0	0	0	0	0
<b>Subtotal - Institutional Situations</b>	<b>1</b>	<b>1</b>	<b>0</b>	<b>0</b>	<b>0</b>
<b>Temporary Situations</b>					
Transitional housing for homeless persons (including homeless youth)	1	1	0	0	0
Residential project or halfway house with no homeless criteria	0	0	0	0	0
Hotel or motel paid for without emergency shelter voucher	0	0	0	0	0
Host Home (non-crisis)	0	0	0	0	0
Staying or living with family, temporary tenure (e.g., room, apartment, or house)	1	1	0	0	0
Staying or living with friends, temporary tenure (e.g., room, apartment, or house)	1	1	0	0	0
Moved from one HOPWA funded project to HOPWA TH	0	0	0	0	0
<b>Subtotal - Temporary Situations</b>	<b>3</b>	<b>3</b>	<b>0</b>	<b>0</b>	<b>0</b>
<b>Permanent Situations</b>					
Staying or living with family, permanent tenure	8	8	0	0	0
Staying or living with friends, permanent tenure	3	3	0	0	0
Moved from one HOPWA funded project to HOPWA PH	0	0	0	0	0
Rental by client, no ongoing housing subsidy	5	4	1	0	0
Rental by client, with ongoing housing subsidy	14	14	0	0	0
Owned by client, with ongoing housing subsidy	0	0	0	0	0
Owned by client, no ongoing housing subsidy	0	0	0	0	0
<b>Subtotal - Permanent Situations</b>	<b>30</b>	<b>29</b>	<b>1</b>	<b>0</b>	<b>0</b>
<b>Other Situations</b>					
No Exit Interview Completed	52	52	0	0	0
Other	1	1	0	0	0
Deceased	3	3	0	0	0
Client Doesn't Know/Prefers Not to Answer	0	0	0	0	0
Data Not Collected	0	0	0	0	0
<b>Subtotal - Other Situations</b>	<b>56</b>	<b>56</b>	<b>0</b>	<b>0</b>	<b>0</b>
<b>Total</b>	<b>214</b>	<b>213</b>	<b>1</b>	<b>0</b>	<b>0</b>
Total persons exiting to positive housing destinations	34	33	1	0	0
Total persons whose destinations excluded them from the calculation	3	3	0	0	0
Percentage	16.11%	15.71%	100.00%	0	0

**Updated 10/1/2023:** Rows reordered and grouped differently. Destinations with subsidies are now detailed in Q23d. Existing data has been updated to match new row order and relocated to Q23d as appropriate.

Numbers in *green italics* have been recalculated or weighted based on available totals.

### Q23d: Exit Destination – Subsidy Type of Persons Exiting to Rental by Client With An Ongoing Subsidy

	Total	Without Children	With Children and Adults	With Only Children	Unknown Household Type
GPD TIP housing subsidy	0	0	0	0	0
VASH housing subsidy	0	0	0	0	0
RRH or equivalent subsidy	5	5	0	0	0
HCV voucher (tenant or project based) (not dedicated)	0	0	0	0	0
Public housing unit	0	0	0	0	0
Rental by client, with other ongoing housing subsidy	0	0	0	0	0
Housing Stability Voucher	0	0	0	0	0
Family Unification Program Voucher (FUP)	0	0	0	0	0
Foster Youth to Independence Initiative (FYI)	0	0	0	0	0
Permanent Supportive Housing	9	9	0	0	0
Other permanent housing dedicated for formerly homeless persons	0	0	0	0	0
<b>TOTAL</b>	<b>14</b>	<b>14</b>	<b>0</b>	<b>0</b>	<b>0</b>

**New as of 10/1/2023:** Existing data from Q23c prior to 10/1/2023 has been relocated to Q23d as appropriate.

### Q23e: Exit Destination Type by Race and Ethnicity

	Total	American Indian, Alaska Native, or Indigenous	Asian or Asian American	Black, African American, or African	Hispanic/Latina/e/o	Middle Eastern or North African	Native Hawaiian or Pacific Islander	White	At Least 1 Race and Hispanic/Latina/e/o	Multi-racial (does not include Hispanic/Latina/e/o)	Unknov (Don't Know, Prefer not to Answer Data not Collect
Homeless Situations	124	1	0	16	3	0	0	57	43	3	1
Institutional Situations	1	0	0	1	0	0	0	0	0	0	0
Temporary Housing Situations	3	0	0	1	0	0	0	0	2	0	0
Permanent Housing Situations	30	0	0	4	0	0	0	11	12	2	1
Other	56	0	0	11	1	0	0	14	30	0	0
<b>Total</b>	<b>214</b>	<b>1</b>	<b>0</b>	<b>33</b>	<b>4</b>	<b>0</b>	<b>0</b>	<b>82</b>	<b>87</b>	<b>5</b>	<b>2</b>

**New as of 10/1/2023.**

**Q24a: Homelessness Prevention Housing Assessment at Exit**

	Total	Without Children	With Children and Adults	With Only Children	Unknown Household Type
Able to maintain the housing they had at project start—Without a subsidy	0	0	0	0	0
Able to maintain the housing they had at project start—With the subsidy they had at project start	0	0	0	0	0
Able to maintain the housing they had at project start—With an on-going subsidy acquired since project start	0	0	0	0	0
Able to maintain the housing they had at project start—Only with financial assistance other than a subsidy	0	0	0	0	0
Moved to new housing unit—With on-going subsidy	0	0	0	0	0
Moved to new housing unit—Without an on-going subsidy	0	0	0	0	0
Moved in with family/friends on a temporary basis	0	0	0	0	0
Moved in with family/friends on a permanent basis	0	0	0	0	0
Moved to a transitional or temporary housing facility or program	0	0	0	0	0
Client became homeless – moving to a shelter or other place unfit for human habitation	0	0	0	0	0
Jail/prison	0	0	0	0	0
Deceased	0	0	0	0	0
Client Doesn't Know/Prefers Not to Answer	0	0	0	0	0
Data not collected (no exit interview completed)	0	0	0	0	0
Total	0	0	0	0	0

**Q24d: Language of Persons Requiring Translation Assistance**

Language Response (Top 20 Languages Selected)	Total Persons Requiring Translation Assistance	Language Name <sup>1</sup>
Different Preferred Language	1	
Total	1	

New as of 10/1/2023. The output of the languages has been sorted from most to least requested.

<sup>1</sup>Language name lookup is provided by Sage. The CSV upload contains only the first two columns.

**Q25a: Number of Veterans**

	Total	Without Children	With Children and Adults	Unknown Household Type
Chronically Homeless Veteran	4	4	0	0
Non-Chronically Homeless Veteran	1	1	0	0
Not a Veteran	245	244	1	0
Client Doesn't Know/Prefers Not to Answer	1	1	0	0
Data Not Collected	3	3	0	0
Total	254	253	1	0

**Q26b: Number of Chronically Homeless Persons by Household**

	Total	Without Children	With Children and Adults	With Only Children	Unknown Household Type
Chronically Homeless	116	116	0	0	0
Not Chronically Homeless	139	137	2	0	0
Client Doesn't Know/Prefers Not to Answer	0	0	0	0	0
Data Not Collected	0	0	0	0	0
Total	255	253	2	0	0

## Step 5: Project Outcomes

*Project outcomes are required for all CAPERS where the program year start date is 1-1-2021 or later. This form replaces the narrative in CR-70 of the eCon Planning Suite.*

From the Action Plan that covered ESG for this reporting period copy and paste or retype the information in Question 5 on screen AP-90: "Describe performance standards for evaluating ESG."

1. A reduction in the number of homeless individuals and families seeking emergency shelter services. Measurable through the Point in Time count.
2. Expected Outcome is at least 35% of participants assisted will remain in permanent housing six (6) months after the last assistance provided under ESG. HMIS reporting by subrecipients to measure performance.
3. A reduction in the reoccurrence of homelessness for individuals and families who exit the shelter system. Perform initial assessment to determine the level of need and enter clients into CES. Once clients are housed and stabilized, further monitoring and case management will be provided for at least 6-9 months to help deter the reoccurrence of homelessness. Reporting in HMIS provides the measurable data from subrecipients.

*Based on the information from the Action Plan response previously provided to HUD:*

1. Briefly describe how you met the performance standards identified in A-90 this program year. *If they are not measurable as written type in N/A as the answer.*

1. On January 25, 2023, Riverside County's Continuum of Care (CoC) conducted its annual Homeless Point-in-Time Count (HPITC). The numbers below highlight findings which help identify gaps in the service delivery system and the nature and extent of homelessness countywide. The 2023 HPITC shows an overall increase of homeless population in Riverside County persons from 3,316 in 2022 to 3,725. Of the total number of 3,725 persons experiencing homelessness counted, 2,441 were unsheltered and 1,284 were sheltered. The unsheltered count also demonstrated changes in sub-populations of interest. Households with children experienced a 22% increase, TAY showed a 35% decrease, seniors aged 62 years or above demonstrated a 47% increase, and the number of unsheltered veterans increased by 36% compared to the 2022 HPITC.

For this reason, 60% of ESG funding was allocated to emergency shelters to assist in providing shelter to these homeless populations.

2. ESG funds were allocated to Rapid Rehousing and Homelessness Prevention for the purpose of achieving sustainability and the outcome of over 35% of those assisted would remain housed at least 6 months after being housed was accomplished. Agencies continue to monitor and provide support and resources to clients for 6-9 months after exiting from the program assistance.

3. A reduction in the reoccurrence of homelessness for individuals and families who exit the shelter system occurred and represented in the HMIS reporting.

2. Briefly describe what you did not meet and why. *If they are not measurable as written type in N/A as the answer.*

Based on the reporting in HMIS, the action plan was met by providing permanent housing and assisting those at-risk of losing housing was accomplished. Further, shelter beds were provided to targeted group of youth, families, seniors, and individuals. In addition, attention was provided to veterans to assist in navigating to services to quickly stabilize and house.

OR

3. If your standards were not written as measurable, provide a sample of what you will change them to in the future? *If they were measurable and you answered above type in N/A as the answer.*

Although the standards were measurable, an increase to the percentage of 35% should be reviewed to increase this expectation. ESG funder should continue with the collaboration with CoC to fund projects that assist with the goals in reducing homelessness by filling the gaps in funding of needed projects.

## Step 6: Financial Information

## ESG Information from IDIS

As of 7/12/2024

FY	Grant Number	Current Authorized Amount	Funds Committed By Recipient	Funds Drawn	Balance Remaining	Obligation Date	Expenditure
2023	E23UC060506	\$618,683.00	\$618,683.00	\$618,683.00	\$0	9/23/2023	9/23/2025
2022	E22UC060506	\$622,217.00	\$622,217.00	\$622,217.00	\$0	9/20/2022	9/20/2024
2021	E21UC060506	\$636,463.00	\$636,463.00	\$636,463.00	\$0	8/18/2021	8/18/2023
2020	E20UC060506	\$641,710.00	\$641,710.00	\$641,710.00	\$0	8/19/2020	8/19/2022
2019	E19UC060506	\$613,342.00	\$613,342.00	\$613,342.00	\$0	7/31/2019	7/31/2021
2018	E18UC060506	\$678,024.00	\$678,024.00	\$678,024.00	\$0	8/22/2018	8/22/2020
2017	E17UC060506	\$995,682.00	\$995,682.00	\$995,682.00	\$0	9/22/2017	9/22/2019
2016	E16UC060506	\$649,342.00	\$649,342.00	\$649,342.00	\$0	8/9/2016	8/9/2018
2015	E15UC060506	\$628,928.00	\$628,928.00	\$628,928.00	\$0	8/13/2015	8/13/2017
Total		\$7,140,156.00	\$7,140,156.00	\$7,140,156.00	\$0		

Expenditures	2023	2022	2021	2020	2019	2018
	Yes	Yes	Yes	No	No	No
	FY2023 Annual ESG Funds for	FY2022 Annual ESG Funds for	FY2021 Annual ESG Funds for			
<b>Homelessness Prevention</b>	Non-COVID	Non-COVID	Non-COVID			
Rental Assistance	40,833.10					
Relocation and Stabilization Services - Financial Assistance						
Relocation and Stabilization Services - Services	9,166.90					
Hazard Pay (unique activity)						
Landlord Incentives (unique activity)						
Volunteer Incentives (unique activity)						
Training (unique activity)						
<b>Homeless Prevention Expenses</b>	50,000.00	0.00	0.00			
	FY2023 Annual ESG Funds for	FY2022 Annual ESG Funds for	FY2021 Annual ESG Funds for			
<b>Rapid Re-Housing</b>	Non-COVID	Non-COVID	Non-COVID			
Rental Assistance	115,409.04	80,261.77	139,189.80			
Relocation and Stabilization Services - Financial Assistance	17,597.09	39,610.00	19,778.00			
Relocation and Stabilization Services - Services	69,765.87	82,349.23	54,782.20			
Hazard Pay (unique activity)						
Landlord Incentives (unique activity)						
Volunteer Incentives (unique activity)						
Training (unique activity)						
<b>RRH Expenses</b>	202,772.00	202,221.00	213,750.00			
	FY2023 Annual ESG Funds for	FY2022 Annual ESG Funds for	FY2021 Annual ESG Funds for			
<b>Emergency Shelter</b>	Non-COVID	Non-COVID	Non-COVID			



Essential Services	203,604.61	177,439.39	215,106.26
Operations	41,395.39	78,273.90	114,893.74
Renovation			
Major Rehab			
Conversion			
Hazard Pay ( <i>unique activity</i> )			
Volunteer Incentives ( <i>unique activity</i> )			
Training ( <i>unique activity</i> )			
<b>Emergency Shelter Expenses</b>	<b>245,000.00</b>	<b>255,713.29</b>	<b>330,000.00</b>
	FY2023 Annual ESG Funds for	FY2022 Annual ESG Funds for	FY2021 Annual ESG Funds for
<b>Temporary Emergency Shelter</b>	<b>Non-COVID</b>	<b>Non-COVID</b>	<b>Non-COVID</b>
Essential Services			
Operations			
Leasing existing real property or temporary structures			
Acquisition			
Renovation			
Hazard Pay ( <i>unique activity</i> )			
Volunteer Incentives ( <i>unique activity</i> )			
Training ( <i>unique activity</i> )			
Other Shelter Costs			
<b>Temporary Emergency Shelter Expenses</b>			
	FY2023 Annual ESG Funds for	FY2022 Annual ESG Funds for	FY2021 Annual ESG Funds for
<b>Street Outreach</b>	<b>Non-COVID</b>	<b>Non-COVID</b>	<b>Non-COVID</b>
Essential Services	74,510.00	117,616.71	44,978.00
Hazard Pay ( <i>unique activity</i> )			
Volunteer Incentives ( <i>unique activity</i> )			
Training ( <i>unique activity</i> )			
Handwashing Stations/Portable Bathrooms ( <i>unique activity</i> )			
<b>Street Outreach Expenses</b>	<b>74,510.00</b>	<b>117,616.71</b>	<b>44,978.00</b>
	FY2023 Annual ESG Funds for	FY2022 Annual ESG Funds for	FY2021 Annual ESG Funds for
<b>Other ESG Expenditures</b>	<b>Non-COVID</b>	<b>Non-COVID</b>	<b>Non-COVID</b>
Cell Phones - for persons in CoC/YHDP funded projects ( <i>unique activity</i> )			
Coordinated Entry COVID Enhancements ( <i>unique activity</i> )			
Training ( <i>unique activity</i> )			
Vaccine Incentives ( <i>unique activity</i> )			
HMIS	0.00		

Administration	46,401.00	46,666.00	47,735.00
Other Expenses	46,401.00	46,666.00	47,735.00
	FY2023 Annual ESG Funds for	FY2022 Annual ESG Funds for	FY2021 Annual ESG Funds for
	Non-COVID	Non-COVID	Non-COVID
Total Expenditures	618,683.00	622,217.00	636,463.00
Match	4,290,583.05	4,146,135.25	3,298,119.00
Total ESG expenditures plus match	4,909,266.05	4,768,352.25	3,934,582.00

Total expenditures plus match for all years

### Step 7: Sources of Match

	FY2023	FY2022	FY2021	FY2020	FY2019	FY2018	FY2017	FY2016	FY2015
Total regular ESG plus COVID expenditures brought forward	\$618,683.00	\$622,217.00	\$636,463.00	\$0.00	\$0.00	\$0.00	\$0.00	\$0.00	\$0.00
Total ESG used for COVID brought forward	\$0.00	\$0.00	\$0.00	\$0.00	\$0.00	\$0.00	\$0.00	\$0.00	\$0.00
Total ESG used for regular expenses which requires a match	\$618,683.00	\$622,217.00	\$636,463.00	\$0.00	\$0.00	\$0.00	\$0.00	\$0.00	\$0.00
Match numbers from financial form	\$0.00	\$4,146,135.25	\$3,298,119.00	\$0.00	\$0.00	\$0.00	\$0.00	\$0.00	\$0.00
Match Percentage	0.00%	666.34%	518.19%	0%	0%	0%	0%	0%	0%

Match Source	FY2023	FY2022	FY2021	FY2020	FY2019	FY2018	FY2017	FY2016	FY2015
Other Non-ESG HUD Funds	138,240.00	34,550.00	294,085.00	423,880.19	0.00	71,521.00	15,000.00	338,985.60	1,232,078.00
Other Federal Funds	1,031,846.79	1,285,023.64	667,082.00	875,126.28	503,436.00	1,589,592.49	1,426,444.12	548,953.39	781,686.29
State Government	37,821.00	135,478.00	329,088.00	112,266.00	166,283.00	4,502.00	164,761.86	44,391.62	320,149.99
Local Government	2,242,966.26	738,322.17	688,473.00	1,958,586.06	882,420.00	771,841.00	806,557.89	183,763.03	461,150.97
Private Funds	822,194.00	327,594.00	659,722.00	471,088.00	416,772.00	550,574.00	377,607.25	198,296.68	1,464,238.00
Other	17,515.00	1,625,167.14	659,669.00	308,835.00	229,091.00	149,745.00	216,243.43	234,122.61	56,471.08
Fees	0.00	0.00	0.00	0.00	0.00	63,333.00	73,333.26	69,932.18	53,829.04
Program Income	0.00	0.00	0.00	0.00	0.00	0.00	0.00	0.00	0.00
Total Cash Match	4,290,583.05	4,146,134.95	3,298,119.00	4,149,781.53	2,198,002.00	3,201,108.49	3,079,947.81	1,618,445.11	4,369,603.37
Non Cash Match									
Total Match	4,290,583.05	4,146,134.95	3,298,119.00	4,149,781.53	2,198,002.00	3,201,108.49	3,079,947.81	1,618,445.11	4,369,603.37

### Step 8: Program Income

Program income is the income received by the recipient or subrecipient directly generated by a grant supported activity. Program income is defined in 2 CFR §200.307. More information is also available in the ESG CAPER Guidebook in the resources tab above.

Did the recipient earn program income from any ESG project during the program year?



U.S. Department of Housing and Urban Development  
Office of Community Planning and Development  
Integrated Disbursement and Information System  
Section 3 Report  
Grantee: RIVERSIDE COUNTY

DATE: 09-05-24  
TIME: 12:00  
PAGE: 1

REPORT FOR CPD PROGRAM CDBG, HOME, HOME-ARP, HESG  
PGM YR 2023

Section 3 Total By Program	CDBG
Total Number of Activities	4
Total Labor Hours	0
Section 3 Worker Hours	0
Targeted Section 3 Worker Hours	0
Qualitative Efforts	
A Outreach efforts to generate job applicants who are Public Housing Targeted Workers	0
B Outreach efforts to generate job applicants who are Other Funding Targeted Workers	0
C Direct, on-the job training (including apprenticeships)	0
D Indirect training such as arranging for, contracting for, or paying tuition for, off-site training	0
E Technical assistance to help Section 3 workers compete for jobs (e.g., resume assistance, coaching)	0
F Outreach efforts to identify and secure bids from Section 3 business concerns	0
G Technical assistance to help Section 3 business concerns understand and bid on contracts	0
H Division of contracts into smaller jobs to facilitate participation by Section 3 business concerns	0
I Provided or connected residents with assistance in seeking employment including: drafting resumes,preparing for interviews, finding job opportunities, connecting residents to job placement services	0
J Held one or more job fairs	0
K Provided or connected residents with supportive services that can provide direct services or referrals	0
L Provided or connected residents with supportive services that provide one or more of the following: work readiness health screenings, interview clothing, uniforms, test fees, transportation	0
M Assisted residents with finding child care	0
N Assisted residents to apply for/or attend community college or a four year educational institution	0
O Assisted residents to apply for or attend vocational/technical training	0
P Assisted residents to obtain financial literacy training and/or coaching	0
Q Bonding assistance, guaranties, or other efforts to support viable bids from Section 3 business concerns	0
R Provided or connected residents with training on computer use or online technologies	0
S Promoting the use of a business registry designed to create opportunities for disadvantaged and small businesses	0
T Outreach, engagement, or referrals with the state one-stop system, as designed in Section 121(e)(2) of the Workforce Innovation and Opportunity Act	0
U Other	0



Section 3 Details By Program, Program Year & Activity

Program	Program Year	Field Office	Grantee	Activity ID	Activity Name	Qualitative Efforts - Other Effort Description	Total Labor Hours	S3 Worker Hours	S3W Benchmark Met (25%)	Targeted S3W Hours	Targeted S3W Benchmark Met (5%)	A	B	C	D	E	F	G	H	I	J	K	L	M	N	O	P	Q	R	S	T	U	
CDBG	2023	LOS ANGELES	RIVERSIDE COUNTY	6718	1.127-22 - Mead Valley Road Improvement		0	0	No	0	No																						
CDBG	2023	LOS ANGELES	RIVERSIDE COUNTY	6719	9.232-22 - Desert Rose Apartments Renovation Project Phase II		0	0	No	0	No																						
CDBG	2023	LOS ANGELES	RIVERSIDE COUNTY	6777	3.MR.76-23 - Pedestrian Safety Enhancement Project		0	0	No	0	No																						
CDBG	2023	LOS ANGELES	RIVERSIDE COUNTY	6834	9.242-23 - Home Gardens Library Improvement Project		0	0	No	0	No																						
CDBG	2023	Total for 2023					0	0	0	0	0	0	0	0	0	0	0	0	0	0	0	0	0	0	0	0	0	0	0	0	0	0	0
CDBG	Total						0	0	0	0	0	0	0	0	0	0	0	0	0	0	0	0	0	0	0	0	0	0	0	0	0	0	0

Legend

- A**Outreach efforts to generate job applicants who are Public Housing Targeted Workers
- B**Outreach efforts to generate job applicants who are Other Funding Targeted Workers.
- C**Direct, on-the job training (including apprenticeships).
- D**Indirect training such as arranging for, contracting for, or paying tuition for, off-site training.
- E**Technical assistance to help Section 3 workers compete for jobs (e.g., resume assistance, coaching).
- F**Outreach efforts to identify and secure bids from Section 3 business concerns.
- G**Technical assistance to help Section 3 business concerns understand and bid on contracts.
- H**Division of contracts into smaller jobs to facilitate participation by Section 3 business concerns.
- I**Provided or connected residents with assistance in seeking employment including: drafting resumes,preparing for interviews, finding job opportunities, connecting residents to job placement services.
- J**Held one or more job fairs.
- K**Provided or connected residents with supportive services that can provide direct services or referrals.
- L**Provided or connected residents with supportive services that provide one or more of the following: work readiness health screenings, interview clothing, uniforms, test fees, transportation.
- M**Assisted residents with finding child care.
- N**Assisted residents to apply for/or attend community college or a four year educational institution.
- O**Assisted residents to apply for or attend vocational/technical training.
- P**Assisted residents to obtain financial literacy training and/or coaching.
- Q**Bonding assistance, guaranties, or other efforts to support viable bids from Section 3 business concerns.
- R**Provided or connected residents with training on computer use or online technologies.
- S**Promoting the use of a business registry designed to create opportunities for disadvantaged and small businesses.
- T**Outreach, engagement, or referrals with the state one-stop system, as designed in Section 121(e)(2) of the Workforce Innovation and Opportunity Act.
- U**Other



U.S. Department of Housing and Urban Development  
Office of Community Planning and Development  
Integrated Disbursement and Information System  
HOME-ARP Summary of Accomplishments

DATE: 09-05-24  
TIME: 12:03  
PAGE: 6

	RIVERSIDE COUNTY			
	Tenant-Based Rental Assistance (TBRA)			
	Total HH	Percentage	Hispanic	Percentage
American Indian/Alaskan Native & White	0		0	
Asian & White	0		0	
Black/African American & White	0		0	
Amer. Indian/Alaskan Native & Black/African Amer.	0		0	
Other multi-racial	0		0	
<b>Total</b>	<b>0</b>		<b>0</b>	

	RIVERSIDE COUNTY	
	Supportive Services	
	Total HH	Percentage
White	0	
Black/African American	0	
Asian	0	
American Indian/Alaskan Native	0	
Native Hawaiian/Other Pacific Islander	0	
Other multi-racial	0	
<b>Total</b>	<b>0</b>	<b>0.00%</b>
Hispanic/Latino	0	

**APPENDIX D**

**Continuation of Sections**

**CR-05, CR-15, and CR-25**

THIS APPENDIX INTENTIONALLY LEFT BLANK

**APPENDIX E**  
**Continuation of Sections**  
**CR-35, CR-40, and CR-50**

THIS APPENDIX INTENTIONALLY LEFT BLANK

## **APPENDIX F**

### **Public Notice and Proof of Publication**

**NOTICE OF AVAILABILITY FOR  
PUBLIC REVIEW AND COMMENT**

**2023-2024 DRAFT COMMUNITY PLANNING AND DEVELOPMENT PROGRAMS  
CONSOLIDATED ANNUAL PERFORMANCE AND EVALUATION REPORT**

NOTICE IS HEREBY GIVEN, pursuant to the provisions of 24 CFR Part 91.105(d) of the U.S. Department of Housing and Urban Development (HUD) Community Planning and Development (CPD) Programs, that the County of Riverside has prepared the Draft Consolidated Annual Performance and Evaluation Report (CAPER) for the 2023-2024 Program Year. This report is now available for public review and comment. This draft report contains assessments by the County on the use of CDBG, HOME, ESG, and HOME ARP funds allocated to the County and subrecipients to carry out projects or activities within Riverside County.

A copy of the Draft 2023-2024 Consolidated Annual Performance and Evaluation Report (CAPER) is available for public review and comment until 4:00 PM September 26, 2024, at offices of the Riverside County Housing and Workforce Solutions Community Solutions Division, located at:

Riverside County HWS - Community and Housing Development Department  
Attention: CDBG Unit  
3403 Tenth Street, Suite 300  
Riverside, CA 92501

44-199 Monroe St., Suite B,  
Indio, CA 92201

The Draft 2023-2024 CAPER can also be viewed online at <https://rivcohws.org/community-and-housing-development>.

For comments to be included in the County's report to HUD, all comments relative to the CAPER or the County's CPD programs must be submitted in writing no later than 4:00 PM on September 26, 2024 (no late postmarks accepted).

For more information, you can contact the HWS Community and Housing Development Department by telephone at (951) 955-5933 or via email at [RivcoCDBG@rivco.org](mailto:RivcoCDBG@rivco.org).

Individuals with hearing or speech disabilities can access information about the 2023-2024 CAPER by utilizing the California Relay Service (711).

Alternative formats of the Draft 2023-2024 CAPER are available upon request.

Juan Garcia, HWS Deputy Director – CHD – CDBG/HOME/ESG Programs



**AVISO DE DISPONIBILIDAD PARA  
REVISIÓN Y COMENTARIOS PÚBLICOS**

**BORRADOR DE PROGRAMAS DE PLANIFICACIÓN Y DESARROLLO COMUNITARIO 2023-2024  
INFORME ANUAL CONSOLIDADO DE RENDIMIENTO Y EVALUACIÓN**

POR LA PRESENTE SE NOTIFICA, de conformidad con las disposiciones de 24 CFR Parte 91.105 (d) de los Programas de Planificación y Desarrollo Comunitario (CPD) del Departamento de Vivienda y Desarrollo Urbano (HUD) de EE. UU., que el Condado de Riverside ha preparado el Borrador del Informe Anual Consolidado de Desempeño y Evaluación (CAPER) para el Año Programático 2023-2024. Este informe ya está disponible para revisión y comentarios públicos. Este informe preliminar contiene evaluaciones del Condado sobre el uso de los fondos CDBG, HOME, ESG y HOME ARP asignados al Condado y a los subreceptores para llevar a cabo proyectos o actividades dentro del Condado de Riverside.

Una copia del Borrador del Informe Anual Consolidado de Desempeño y Evaluación (CAPER) 2023-2024 está disponible para revisión y comentarios públicos hasta las 4:00 p. m. del 26 de septiembre de 2024, en las oficinas de la División de Soluciones Comunitarias de Soluciones de Vivienda y Fuerza Laboral del Condado de Riverside, ubicadas en:

Riverside County HWS - Departamento de Desarrollo Comunitario y de Vivienda  
Atención: Unidad CDBG  
3403 10th Street, Suite 300  
Riverside, CA 92501

44-199 Monroe St., Suite B,  
Indio, CA 92201

La primera versión del 2023-2024 CAPER también se puede ver en línea en <https://rivcohws.org/community-and-housing-development>.

Para que los comentarios se incluyan en el informe del Condado a HUD, todos los comentarios relacionados con el CAPER o los programas de CPD del Condado deben enviarse por escrito a más tardar a las 4:00 p. m. del 26 de septiembre de 2024 (no se aceptan matasellos tardíos).

Para obtener más información, puede comunicarse con el Departamento de Desarrollo Comunitario y de Vivienda de HWS por teléfono al (951) 955-5933 o por correo electrónico a [RivcoCDBG@rivco.org](mailto:RivcoCDBG@rivco.org).

Las personas con discapacidades auditivas o del habla pueden acceder a información sobre el CAPER 2023-2024 utilizando el Servicio de Retransmisión de California (711).

Los formatos alternativos del Borrador 2023-2024 CAPER están disponibles a pedido.

Juan García, Deputy Director de HWS – CHD – Programas CDBG/HOME/ESG

**THE PRESS-ENTERPRISE**  
KEEP YOUR EYES ON THE PRIZE  
pe.com  
The Press-Enterprise  
3512 14 Street  
Riverside, California 92501  
(951) 368-9229

Nicholas Fonosch  
3403 10th Street Suite 300  
Riverside, CA 92501

Publication: The Press-Enterprise

PROOF OF PUBLICATION OF

Ad Desc: 0011690952

FILE NO. 0011690952


### PROOF OF PUBLICATION

I am a citizen of the United States. I am over the age of eighteen years and not party to or interested in the above-entitled matter. I am an authorized representative of THE PRESS-ENTERPRISE, a newspaper of general circulation, printed and published daily in the County of Riverside, and which newspaper has been adjudicated a newspaper of general circulation by the Superior Court of the County of Riverside, State of California, under date of April 25, 1952, Case Number 54446, under date of March 29, 1957, Case Number 65673, under date of August 25, 1995, Case Number 267864, and under date of September 16, 2013, Case Number RIC 1309013; that the notice, of which the annexed is a printed copy, has been published in said newspaper in accordance with the instructions of the person(s) requesting publication, and not in any supplement thereof on the following dates, to wit:

09/11/2024

I certify (or declare) under the penalty of perjury that the foregoing is true and correct.

Date: September 11, 2024.  
At: Riverside, California

  
Signature

### NOTICE OF AVAILABILITY FOR PUBLIC REVIEW AND COMMENT

#### 2023-2024 DRAFT COMMUNITY PLANNING AND DEVELOPMENT PROGRAMS CONSOLIDATED ANNUAL PERFORMANCE AND EVALUATION REPORT

NOTICE IS HEREBY GIVEN, pursuant to the provisions of 24 CFR Part 91.105(d) of the U.S. Department of Housing and Urban Development (HUD) Community Planning and Development (CPD) Programs, that the County of Riverside has prepared the Draft Consolidated Annual Performance and Evaluation Report (CAPER) for the 2023-2024 Program Year. This report is now available for public review and comment. This draft report contains assessments by the County on the use of CDBG, HOME, ESG, and HOME ARP funds allocated to the County and subrecipients to carry out projects or activities within Riverside County.

A copy of the Draft 2023-2024 Consolidated Annual Performance and Evaluation Report (CAPER) is available for public review and comment until 4:00 PM September 26, 2024, at offices of the Riverside County Housing and Workforce Solutions Community Solutions Division, located at:

Riverside County HWS -  
Community and Housing Development Department  
Attention: CDBG Unit

3403 Tenth Street, Suite 300  
Riverside, CA 92501

44-199 Monroe St., Suite B,  
Indio, CA 92201

The Draft 2023-2024 CAPER can also be viewed online at <https://rivcohws.org/community-and-housing-development>. For comments to be included in the County's report to HUD, all comments relative to the CAPER or the County's CPD programs must be submitted in writing no later than 4:00 PM on September 26, 2024 (no late postmarks accepted).

For more information, you can contact the HWS Community and Housing Development Department by telephone at (951) 955-5933 or via email at [RivcoCDBG@rivco.org](mailto:RivcoCDBG@rivco.org).

Individuals with hearing or speech disabilities can access information about the 2023-2024 CAPER by utilizing the California Relay Service (711).

Alternative formats of the Draft 2023-2024 CAPER are available upon request.

Juan Garcia, HWS Deputy Director - CHD - CDBG/HOME/ESG Programs

### AVISO DE DISPONIBILIDAD PARA REVISIÓN Y COMENTARIOS PÚBLICOS

#### BORRADOR DE PROGRAMAS DE PLANIFICACIÓN Y DESARROLLO COMUNITARIO 2023-2024 INFORME ANUAL CONSOLIDADO DE RENDIMIENTO Y EVALUACIÓN

POR LA PRESENTE SE NOTIFICA, de conformidad con las disposiciones de 24 CFR Parte 91.105 (d) de los Programas de Planificación y Desarrollo Comunitario (CPD) del Departamento de Vivienda y Desarrollo Urbano (HUD) de EE. UU., que el Condado de Riverside ha preparado el Borrador del Informe Anual Consolidado de Desempeño y Evaluación (CAPER) para el Año Programático 2023- 2024. Este Informe ya está disponible para revisión y comentarios públicos. Este Informe preliminar contiene evaluaciones del Condado sobre el uso de los fondos CDBG, HOME, ESG y HOME ARP asignados al Condado y a los subrecipientes para llevar a cabo proyectos o actividades dentro del Condado de Riverside.

Una copia del Borrador del Informe Anual Consolidado de Desempeño y Evaluación (CAPER) 2023- 2024 está disponible para revisión y comentarios públicos hasta las 4:00 p. m. del 26 de septiembre de 2024, en las oficinas de la División de Soluciones Comunitarias de Soluciones de Vivienda y Fuerza Laboral del Condado de Riverside, ubicadas en:

Riverside County HWS -  
Departamento de Desarrollo Comunitario y de Vivienda  
Atención: Unidad CDBG

3403 10th Street, Suite 300  
Riverside, CA 92501

44-199 Monroe St., Suite B,  
Indio, CA 92201

La primera versión del 2023-2024 CAPER también se puede ver en línea en <https://rivcohws.org/community-and-housing-development>.



**AFFIDAVIT OF PUBLICATION**


\_ Nicholas Fonosch  
Riverside County HHPWS  
3403 10Th ST  
Suite 300  
Riverside CA 92501-3670

STATE OF WISCONSIN, COUNTY OF BROWN


The Desert Sun, a newspaper published in the city of Palm Springs, Riverside County, State of California, and personal knowledge of the facts herein state and that the notice hereto annexed was Published in said newspapers in the issue:

09/11/2024

and that the fees charged are legal.  
Sworn to and subscribed before on 09/11/2024

  
\_\_\_\_\_  
Legal Clerk

  
\_\_\_\_\_  
Notary, State of WI, County of Brown

  
\_\_\_\_\_  
My commission expires

Publication Cost:	\$408.96	
Tax Amount:	\$0.00	
Payment Cost:	\$408.96	
Order No:	10553750	# of Copies:
Customer No:	1253535	1
PO #:	CAPER Public Notice	

**THIS IS NOT AN INVOICE!**

*Please do not use this form for payment remittance.*

KATHLEEN ALLEN  
Notary Public  
State of Wisconsin

**NOTICE OF AVAILABILITY FOR  
PUBLIC REVIEW AND COMMENT  
2023-2024 DRAFT COMMUNITY PLANNING AND  
DEVELOPMENT PROGRAMS  
CONSOLIDATED ANNUAL PERFORMANCE AND  
EVALUATION REPORT**

NOTICE IS HEREBY GIVEN, pursuant to the provisions of 24 CFR Part 91.105(d) of the U.S. Department of Housing and Urban Development (HUD) Community Planning and Development (CPD) Programs, that the County of Riverside has prepared the Draft Consolidated Annual Performance and Evaluation Report (CAPER) for the 2023-2024 Program Year. This report is now available for public review and comment. This draft report contains assessments by the County on the use of CDBG, HOME, ESG, and HOME ARP funds allocated to the County and subrecipients to carry out projects or activities within Riverside County. A copy of the Draft 2023-2024 Consolidated Annual Performance and Evaluation Report (CAPER) is available for public review and comment until 4:00 PM September 26, 2024, at offices of the Riverside County Housing and Workforce Solutions Community Solutions Division, located at: Riverside County HWS - Community and Housing Development Department  
Attention: CDBG Unit  
3403 Tenth Street, Suite 300  
Riverside, CA 92501  
44-199 Monroe St., Suite B,  
Indio, CA 92201  
The Draft 2023-2024 CAPER is available at <https://rivcohws.org/community-and-housing-development>. For comments to be included in the County's report to HUD, all comments relative to the CAPER or the County's CPD programs must be submitted in writing no later than 4:00 PM on September 26, 2024 (no late postmarks accepted). For more information, you can contact the HWS Community and Housing Development Department by telephone at (951) 955-5933 or via email at [RivcoCDBG@rivco.org](mailto:RivcoCDBG@rivco.org). Individuals with hearing or speech disabilities can access information about the 2023-2024 CAPER by utilizing the California Relay Service (711). Alternative formats of the Draft 2023-2024 CAPER are available upon request.

Juan Garcia, HWS Deputy Director - CHD - CDBG/HOME/ESG Programs

**AVISO DE DISPONIBILIDAD PARA  
REVISIÓN Y COMENTARIOS PÚBLICOS  
BORRADOR DE PROGRAMAS DE PLANIFICACIÓN Y  
DESARROLLO COMUNITARIO 2023-2024  
INFORME ANUAL CONSOLIDADO DE RENDIMIENTO Y  
EVALUACIÓN**

POR LA PRESENTE SE NOTIFICA, de conformidad con las disposiciones de 24 CFR Parte 91.105 (d) de los Programas de Planificación y Desarrollo Comunitario (CPD) del Departamento de Vivienda y Desarrollo Urbano (HUD) de EE. UU., que el Condado de Riverside ha preparado el Borrador del Informe Anual Consolidado de Desempeño y Evaluación (CAPER) para el Año Programático 2023-2024. Este informe ya está disponible para revisión y comentarios públicos. Este informe preliminar contiene evaluaciones del Condado sobre el uso de los fondos CDBG, HOME, ESG y HOME ARP asignados al Condado y a los subrecipientes para llevar a cabo proyectos o actividades dentro del Condado de Riverside. Una copia del Borrador del Informe Anual Consolidado de Desempeño y Evaluación (CAPER) 2023-2024 está disponible para revisión y comentarios públicos hasta las 4:00 p. m. del 26 de septiembre de 2024, en las oficinas de la División de Soluciones Comunitarias de Soluciones de Vivienda y Fuerza Laboral del Condado de Riverside, ubicadas en: Riverside County HWS - Departamento de Desarrollo Comunitario y de Vivienda  
Atención: Unidad CDBG  
3403 10th Street, Suite 300  
Riverside, CA 92501  
44-199 Monroe St., Suite B,  
Indio, CA 92201

La primera versión del 2023-2024 CAPER también se puede ver en línea en <https://rivcohws.org/community-and-housing-development>.

Para que los comentarios se incluyan en el informe del Condado a HUD, todos los comentarios relacionados con el CAPER o los programas de CPD del Condado deben enviarse por escrito a más tardar a las 4:00 p. m. del 26 de septiembre de 2024 (no se aceptan matasellos tardíos). Para obtener más información, puede comunicarse con el Departamento de Desarrollo Comunitario y de Vivienda de HWS por teléfono al (951) 955-5933 o por correo electrónico a [RivcoCDBG@rivco.org](mailto:RivcoCDBG@rivco.org).

Las personas con discapacidades auditivas o del habla pueden acceder a información sobre el CAPER 2023-2024 utilizando el Servicio de Retransmisión de California (711). Los formatos alternativos del Borrador 2023-2024 CAPER están disponibles a pedido.

Juan Garcia, Deputy Director de HWS - CHD - Programas CDBG/HOME/ESG  
Published: Sept. 11, 2024

**NOTICE OF AVAILABILITY FOR  
PUBLIC REVIEW AND COMMENT  
2023-2024 DRAFT COMMUNITY PLANNING AND  
DEVELOPMENT PROGRAMS  
CONSOLIDATED ANNUAL PERFORMANCE AND  
EVALUATION REPORT**

NOTICE IS HEREBY GIVEN, pursuant to the provisions of 24 CFR Part 91.105(d) of the U.S. Department of Housing and Urban Development (HUD) Community Planning and Development (CPD) Programs, that the County of Riverside has prepared the Draft Consolidated Annual Performance and Evaluation Report (CAPER) for the 2023-2024 Program Year. This report is now available for public review and comment. This draft report contains assessments by the County on the use of CDBG, HOME, ESG, and HOME ARP funds allocated to the County and subrecipients to carry out projects or activities within Riverside County. A copy of the Draft 2023-2024 Consolidated Annual Performance and Evaluation Report (CAPER) is available for public review and comment until 4:00 PM September 26, 2024, at offices of the Riverside County Housing and Workforce Solutions Community Solutions Division, located at: Riverside County HWS - Community and Housing Development Department  
Attention: CDBG Unit  
3403 Tenth Street, Suite 300  
Riverside, CA 92501  
44-199 Monroe St., Suite B,  
Indio, CA 92201

The Draft 2023-2024 CAPER can also be viewed online at <https://rivcohws.org/community-and-housing-development>. For comments to be included in the County's report to HUD, all comments relative to the CAPER or the County's CPD programs must be submitted in writing no later than 4:00 PM on September 26, 2024 (no late postmarks accepted). For more information, you can contact the HWS Community and Housing Development Department by telephone at (951) 955-5933 or via email at [RivcoCDBG@rivco.org](mailto:RivcoCDBG@rivco.org). Individuals with hearing or speech disabilities can access information about the 2023-2024 CAPER by utilizing the California Relay Service (711). Alternative formats of the Draft 2023-2024 CAPER are available upon request.

Juan Garcia, HWS Deputy Director - CHD - CDBG/HOME/ESG Programs

AVISO DE DISPONIBILIDAD PARA  
REVISIÓN Y COMENTARIOS PÚBLICOS  
BORRADOR DE PROGRAMAS DE PLANIFICACIÓN Y  
DESARROLLO COMUNITARIO 2023-2024  
INFORME ANUAL CONSOLIDADO DE RENDIMIENTO Y  
EVALUACIÓN

POR LA PRESENTE SE NOTIFICA, de conformidad con las disposiciones de 24 CFR Parte 91.105 (d) de los Programas de Planificación y Desarrollo Comunitario (CPD) del Departamento de Vivienda y Desarrollo Urbano (HUD) de EE. UU., que el Condado de Riverside ha preparado el Borrador del Informe Anual Consolidado de Desempeño y Evaluación (CAPER) para el Año Programático 2023-2024. Este informe ya está disponible para revisión y comentarios públicos. Este informe preliminar contiene evaluaciones del Condado sobre el uso de los fondos CDBG, HOME, ESG y HOME ARP asignados al Condado y a los subrecipientes para llevar a cabo proyectos o actividades dentro del Condado de Riverside.

Una copia del Borrador del Informe Anual Consolidado de Desempeño y Evaluación (CAPER) 2023-2024 está disponible para revisión y comentarios públicos hasta las 4:00 p. m. del 26 de septiembre de 2024, en las oficinas de la División de Soluciones Comunitarias de Soluciones de Vivienda y Fuerza Laboral del Condado de Riverside, ubicadas en:

Riverside County HWS - Departamento de Desarrollo Comunitario y de Vivienda  
Atención: Unidad CDBG  
3403 10th Street, Suite 300  
Riverside, CA 92501  
44-199 Monroe St., Suite B,  
Indio, CA 92201

La primera versión del 2023-2024 CAPER también se puede ver en línea en <https://rivcohws.org/community-and-housing-development>.

Para que los comentarios se incluyan en el informe del Condado a HUD, todos los comentarios relacionados con el CAPER o los programas de CPD del Condado deben enviarse por escrito a más tardar a las 4:00 p. m. del 26 de septiembre de 2024 (no se aceptan matasellos tardíos). Para obtener más información, puede comunicarse con el Departamento de Desarrollo Comunitario y de Vivienda de HWS por teléfono al (951) 955-5933 o por correo electrónico a [RivcoCDBG@rivco.org](mailto:RivcoCDBG@rivco.org).

Las personas con discapacidades auditivas o del habla pueden acceder a información sobre el CAPER 2023-2024 utilizando el Servicio de Retransmisión de California (711). Los formatos alternativos del Borrador 2023-2024 CAPER están disponibles a pedido.

Juan Garcia, Deputy Director de HWS - CHD - Programas CDBG/HOME/ESG  
Published: Sept. 11, 2024

## AFFIDAVIT OF PUBLICATION

STATE OF CALIFORNIA. )  
 ) ss  
County of Riverside )

I am a citizen of the United States and a resident of the County aforesaid. I am over the age of eighteen years, and not a party to or interested in the above entitled matter. I am the principal clerk of **La Prensa Hispana Bilingual Newspaper**, a newspaper of general circulation, published in the cities of Indio, La Quinta, Coachella, Mecca, Thermal, Cathedral City, Palm Springs, Thousand Palms, Indian Wells, Bermuda Dunes, and Rancho Mirage, in the County of Riverside, and which newspaper has been adjudged to be a newspaper of general circulation, and that the notice, of which the annexed is a true printed copy, has been published in each regular and entire issue of said newspaper and not in any supplement thereof on the following dates, to wit:

September 12th, 2024

"I certify (or declare) under the penalty of perjury under the laws of the State of California that the foregoing is true and correct."

Executed at Indio, Riverside County, California, on:

Date September 12th, 2024

Ana Vasquez

Signature

La Prensa Hispana Bilingual Newspaper  
80-814 Glen Haven Dr  
Indio, Ca 92201  
(760) 342-2565

## PROOF OF PUBLICATION

### NOTICE OF AVAILABILITY FOR PUBLIC REVIEW AND COMMENT

#### 2023-2024 DRAFT COMMUNITY PLANNING AND DEVELOPMENT PROGRAM CONSOLIDATED ANNUAL PERFORMANCE AND EVALUATION REPORT

NOTICE IS HEREBY GIVEN, pursuant to the provisions of 24 CFR Part 91.100(d) of the Department of Housing and Urban Development (HUD) Community Planning and Development (CPD) Program, that the County of Riverside has prepared the Draft Consolidated Annual Performance and Evaluation Report (CAPER) for the 2023-2024 Program Year. This report is available for public review and comment. This draft report contains assessments by the County on the use of CDBG, HOME, ESG, and HOME ARP funds allocated to the County and subgrants to carry out projects or activities within Riverside County.

A copy of the Draft 2023-2024 Consolidated Annual Performance and Evaluation Report (CAPER) is available for public review and comment until 4:00 PM September 26, 2024 at offices of Riverside County Housing and Workforce Solutions Community Solutions Division, located at:

Riverside County HWS Community and Housing Development Department  
Attention: CDBG Unit  
3403 Tenth Street, Suite 300  
Riverside, CA 92501  
44 199 Mainway St., Suite B  
Indio, CA 92201

The Draft 2023-2024 CAPER can also be viewed online at <https://www.riversidecountyca.gov/2023-2024-CAPER>

For comments to be included in the County's report to HUD, all comments relative to the CAPER or the County's CPD programs must be submitted in writing no later than 4:00 PM on September 26, 2024 (no late submissions accepted).

For more information, you can contact the HWS Community and Housing Development Department by telephone at (951) 955-5033 or via email at [hws@riversidecountyca.gov](mailto:hws@riversidecountyca.gov).

Individuals with hearing or speech disabilities can access information about the 2023-2024 CAPER by utilizing the California Relay Service (711).

Alternative formats of the Draft 2023-2024 CAPER are available upon request.

Joan Garcia, HWS Deputy Director - CHD - CDBG/HOME/ESG Programs

### AVISO DE DISPONIBILIDAD PARA REVISIÓN Y COMENTARIOS PÚBLICOS

#### BORRADOR DE PROGRAMAS DE PLANIFICACIÓN Y DESARROLLO COMUNITARIO 2023-2024 INFORME ANUAL CONSOLIDADO DE RENDIMIENTO Y EVALUACIÓN

POR LA PRESENTE SE NOTIFICA, de conformidad con las disposiciones de 24 CFR Parte 91.100 de los Programas de Planificación y Desarrollo Comunitario (CPD) del Departamento de Vivienda y Desarrollo Urbano (HUD) de EE. UU., que el Condado de Riverside ha preparado el Borrador Informe Anual Consolidado de Desempeño y Evaluación (CAPER) para el Año Programático 2023-2024. Este informe ya está disponible para revisión y comentarios públicos. Este informe preliminar contiene evaluaciones del Condado sobre el uso de los fondos CDBG, HOME, y HOME ARP asignados al Condado y a los subreceptores para llevar a cabo proyectos o actividades dentro del Condado de Riverside.

Una copia del Borrador del Informe Anual Consolidado de Desempeño y Evaluación (CAPER) 2023-2024 está disponible para revisión y comentarios públicos hasta las 4:00 p. m. del 26 de septiembre de 2024, en las oficinas de la División de Soluciones Comunitarias de Soluciones de Vivienda y Fomento Laboral del Condado de Riverside, ubicadas en:

Riverside County HWS Departamento de Desarrollo Comunitario y de Vivienda  
Atención: Unidad CDBG  
3403 Tenth Street, Suite 300  
Riverside, CA 92501  
44 199 Mainway St., Suite B  
Indio, CA 92201

La primera versión del 2023-2024 CAPER también se puede ver en línea en <https://www.riversidecountyca.gov/2023-2024-CAPER>

Para que los comentarios se incluyan en el informe del Condado a HUD, todos los comentarios relacionados con el CAPER o los programas de CPD del Condado deben enviarse por escrito o por correo electrónico a las 4:00 p. m. del 26 de septiembre de 2024 (no se aceptan más tarde).

Para obtener más información, puede comunicarse con el Departamento de Desarrollo Comunitario y de Vivienda de HWS por teléfono al (951) 955-5033 o por correo electrónico [hws@riversidecountyca.gov](mailto:hws@riversidecountyca.gov).

Las personas con discapacidades auditivas o del habla pueden acceder a información sobre el 2023-2024 CAPER a través del Servicio de Relés de California (711).

Los formatos alternativos del Borrador 2023-2024 CAPER están disponibles a pedido.

Joan Garcia, Deputy Director de HWS - CHD - Programas CDBG/HOME/ESG