



HWS HOUSING AND
WORKFORCE
SOLUTIONS
ENGAGE. ENCOURAGE. EQUIP.



2022

Continuum of Care
Staff Report

S E P T E M B E R



TABLE OF CONTENTS

- 2 Success Story
- 3 Active Programs
- 5 Proposals in Submission
- 6 HMIS Impact Report
- 7 CES Lead Update
- 9 Staff Directory

SUCCESS STORY



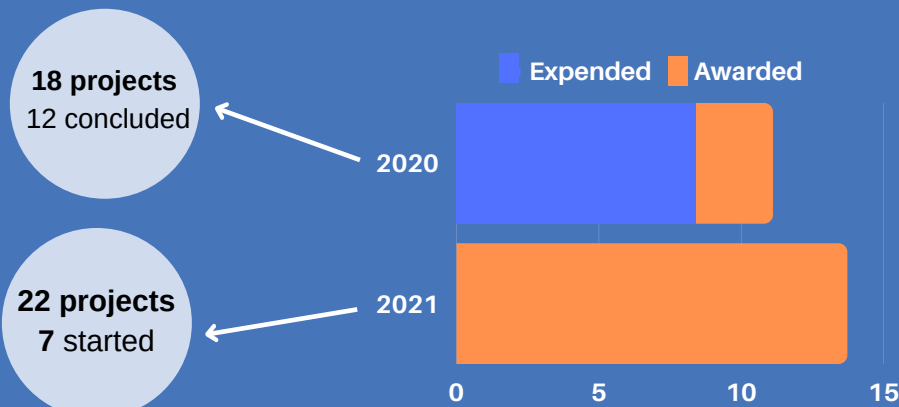
Ms. H became homeless when her family was evicted. She called Path of Life Ministries (POLM) Street Outreach hotline and requested assistance. The Community Shelter was full, so they placed her in the POLM Non-Congregate Emergency Shelter for one month under the Motel Hotel Voucher Program. POLM began to direct her to resources to increase her income, assisted her with budgeting, and provided a referral for Mental Health services. After 30 days in the motel, she was enrolled in the POLM Community Shelter.

While in the shelter, she completed an Emergency Housing Voucher application. She was approved and began looking for housing immediately. With the support of POLM Street Outreach, she located a unit and was assisted with completing the application and assembling the needed documents. This month she moved into her own place and has a sustainable income. POLM also helped her locate furniture for her unit. Ms. H now has a place to call home and is forever grateful! Thank you to Path of Life Ministries for helping her navigate the system out of homelessness.

ACTIVE PROGRAMS

HUD Continuum of Care Program

2020-2021 Expended Funds



On 3/14/2022 HUD announced the CoC FY 2021, awarding them \$13.7 million to fund 22 projects, 808 beds in 561 units.

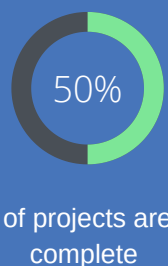
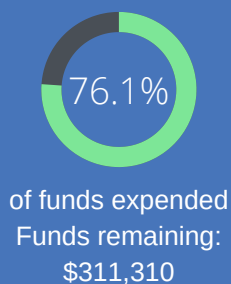
Projects for FY 2020 will start and end within 2/1/21-6/30/23

Projects for FY 2021 will start and end within 2/1/22-12/31/2023

California Emergency Solutions and Housing

2018 CESH I Grant

As of February 2022, CVAG has expended all subcontracted CESH funds



2019 CESH II Program

2 Service Projects funded for flexible housing subsidies.

CESH funds may be used for the same activities as in previous CESH Program.

2018 CESH I Grant

4/9/2019 - 8/6/2024

\$1.3M - 4 Projects

50 houses served

2019 CESH II Program

8/30/2021 - 8/6/2024

\$747k - 2 Projects

34 houses served

Homeless Housing, Assistance & Prevention Program (HHAP)

County Allocation

Round 1

Funds remaining:
\$2,973,041
3% of funds expended
(\$94,708.29)

Round 2

Funds allotted for 5 projects have not been expended.
\$1,402,400 remains

CoC Allocation

Round 1

Funds Remaining:
\$3,004,676
9.3% of funds expended
(\$306,697)

Round 2

Funds allotted for 4 projects have not been expended.
\$1,566,822 remains

County Allocation

R1 - \$3.1M - 11 Projects
R2 - \$1.4 M- 5 Projects
All projects end on 6/30/2025

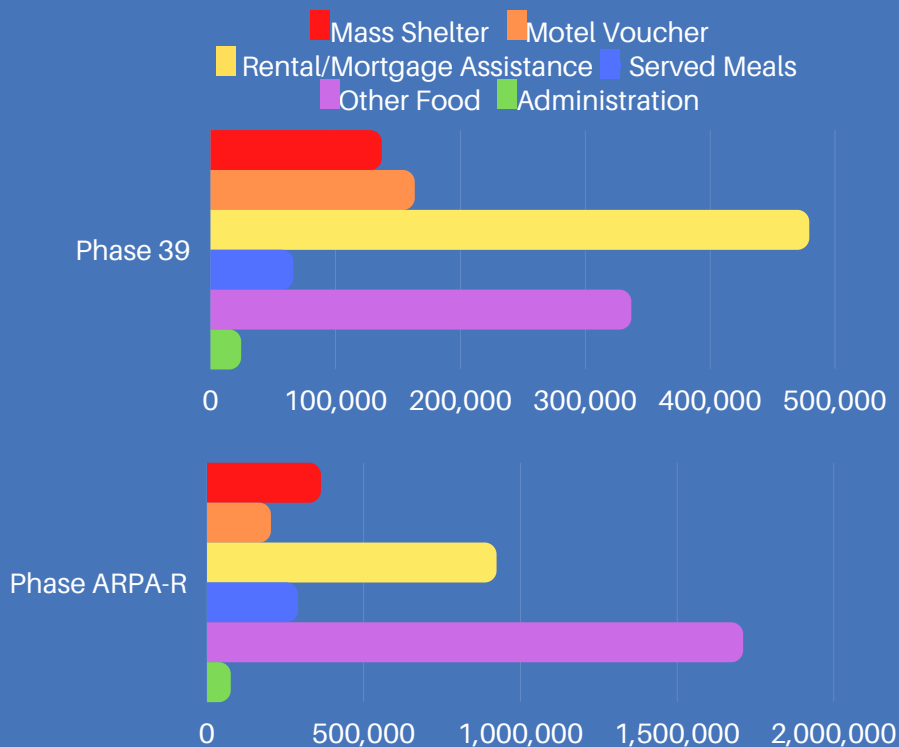
CoC Allocation

R1 - \$3.3M - 10 Projects
R2 - \$1.5 M - 4 Projects
All projects start and end within 6/17/2021 - 12/31/2025

ACTIVE PROGRAMS

Emergency Food & Shelter Program (EFSP)

Funding Allocation



Each bar represents a different category of providers in their respective ESG phases.

Phase 39

\$1.2M - 30 Projects
11/01/2021 – 04/30/2023

There were a total of 8 Rental/Mortgage Assistance Providers, a majority of the Phase 39 funding was allocated to them (\$479,352).

Phase ARPA-R

\$3.7M - 32 Projects
11/01/2021 – 04/30/2023

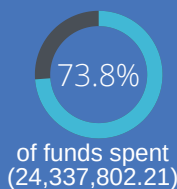
There were a total of 24 Other Food Providers, \$1.7 million of the funding was allocated to them.

Emergency Solutions Grant (ESG)

Metrics

ESG-CV

Funds Remaining: \$8,656,609.38
12% of projects completed



2021 ESG

- The award letter was sent 7/6/2022, contracts is currently working on an agreement.
- This grant will be funding 1 agency to provide Emergency Shelter and Street Outreach.

2020 ESG: This Grant has completed 100% of its projects. A Certificate of Completion was submitted to the state on 8/24/2022.

ESG-CV

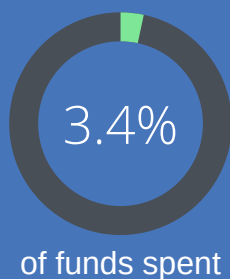
\$33M - 37 Projects
3/4/2020 - 2/28/2023

2020 ESG

\$301k - 3 Projects
all completed
3 providers funded

County General Fund Shelter Contracts

Metrics



\$1.2M - 5 Projects

Total Funds Spent: \$40,808

Funds remaining: \$1,177,768

Contracts

Start and end dates are within
7/1/2022 - 6/30/2023

All 5 service agreements support emergency shelter services.

PROPOSALS IN SUBMISSION

2022 Emergency Solutions Grant (ESG)

- A total of \$330,638 will be available (\$170,638 for Rapid Rehousing and \$160,000 to Street Outreach).
 - The service period from the date of executed Standard Agreement (8/31/2022 was submitted) until the 30th of June, 2023.
- 1 agency will be funded to provide Emergency Shelter and Street Outreach.

2021 Emergency Solutions Grant (ESG)

- The award letter was sent 7/6/2022, contracts are currently working on an agreement. \$312,602 will be available for:
 - Street Outreach \$182,042
 - Rapid Rehousing \$121,362
 - Administration \$9,198
- Service period date will be from the date of Standard Agreement until the 30th of June 2023.

Homeless Housing, Assistance and Prevention Program Round 3 (HHAP-3)

- **CoC & COUNTY ALLOCATIONS**
 - Both allocations have a service period from the date of executed Standard Agreement (TBD) - 6/30/2026
 - Application deadline was on 1/23/2021. On 6/4/21, the State notified that the application has been approved and will move forward with the award and disbursement process.
 - **Eligible Activities:** RRH, operating subsidies, street outreach, service coordination, systems support, permanent housing and innovative solutions, prevention and shelter diversion, new navigation centers and emergency shelters

Youth Homelessness Demonstration Program (YHDP)

- **Update**
 - As of June 24th, the CoC has officially submitted the YHDP application.
 - We are now awaiting the award notification. If awarded, the funds will be used through a coordinated community approach to prevent and end homelessness amongst transitioning aged youth.

HMIS IMPACT REPORT

Impact Report (July 1st, 2022-August 30th, 2022)

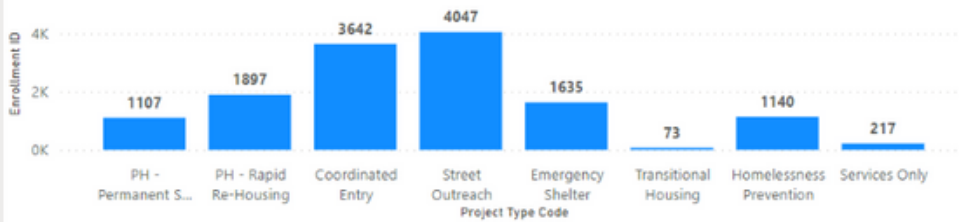
Total Enrollments
13,758

New Enrollments
2,142

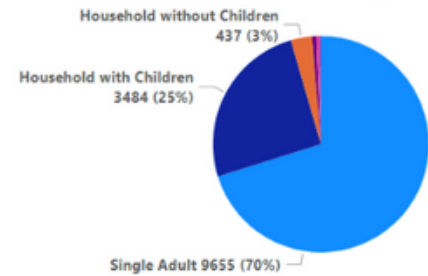
Head of Household(Individuals)
8,180

Individuals Assisted
10,529

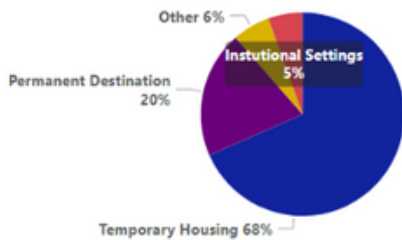
Project Type Code



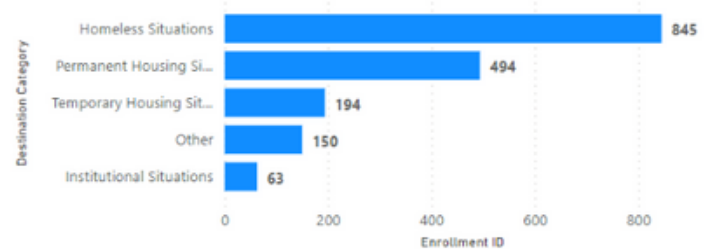
Household Type



Living Situation Prior to Project Entry



Exit Destination



Average Length of Stay

Average Length of Stay for all Exits
375

Average Length of Stay for Exits to Permanent Destination
275

Count of Enrollments



HMIS Lead Agency

The purpose of HMIS is to record and store client-level information about the numbers, characteristics and needs of persons who use homeless housing and supportive services and about persons who receive assistance for persons at risk of homelessness over time, to produce an unduplicated count of homeless persons for each Continuum of Care, to understand the extent and nature of homelessness locally, regionally and nationally, and to understand services use and measure the effectiveness of programs.

CES LEAD UPDATE

August 2022

Average days CES HomeConnect referral to first contact by housing provider: 4.9

Calls Received	June	July	August	Total
Calls to 800-Number	1474	1392	2011	4877

Assessments Received	June	July	August	Total
VI-SPDATs Received (<24)	8	10	4	22
VI-SPDATs Received (25-29)	137	72	117	326
VI-SPDATs Received (60+)	8	16	19	43
Total	153	98	140	391

Active & Need HomeConnection	East	Mid	West	Total
PSH Level (8+)	398	229	543	1170
RRh Level (4-7)	409	61	183	653
Total	807	290	726	1823

Families w/ Children: Waiting for Home Connection	(<24)	(25-29)	(60+)	All Ages
PSH Level (Score 9+)	5	68	3	76
RRh Level (Score 4-8)	7	51	3	61
Total	12	119	6	137

Families w/ Children: HomeConnection & Housing Search	(<24)	(25-29)	(60+)	All Ages
PSH Level (Score 9+)	2	32	2	36
RRh Level (Score 4-8)	6	25	4	35
Total	8	57	6	71

Outstanding HomeConnections	(<24)	(25-29)	(60+)	All Ages
Permanent Supportive Housing (PSH)	5	121	54	180
Rapid Rehousing (RRh)	8	96	34	138
Transitional Housing (TH)	0	0	0	0
Bridge Housing (TH)	0	0	0	0
Emergency Solutions Grant (ESG)	4	65	20	89
Section 8 Extraordinary Preference	0	0	0	0
Total	17	282	108	407

CES LEAD UPDATE

August 2022

Average days CES HomeConnect referral to first contact by housing provider: 4.9.

Number of Customers on By Name List Only ▾	(<24) ▾	(25-29) ▾	(60+) ▾	All Ages ▾
Anza	0	1	0	1
Banning	0	20	4	24
Beaumont	0	6	0	6
Bermuda Dunes	0	1	0	1
Blythe	0	35	15	50
Calimesa	0	5	2	7
Cathedral City	3	19	9	31
Cherry Valley	0	1	1	2
Coachella	0	22	10	32
Corona	6	90	21	117
Desert Hot Springs	4	49	25	78
Eastvale	0	0	1	1
Hemet	5	91	19	115
Homeland	0	0	0	0
Indio	23	257	64	344
Jurupa Valley	1	40	11	52
La Quinta	1	2	1	4
Lake Elsinore	0	59	10	69
Menifee	0	7	1	8
Mira Loma	0	1	0	1
Moreno Valley	1	37	4	42
Murrieta	1	13	3	17
Norco	0	14	9	23
Palm Desert	1	25	10	36
Palm Springs	1	126	47	174
Perris	0	9	2	11
Rancho Mirage	0	2	0	2
Riverside	12	419	101	532
San Jacinto	0	39	5	44
Sun City	0	1	0	1
Temecula	0	21	1	22
Thermal	0	2	0	2
Thousand Palms	0	0	2	2
Wildomar	0	6	1	7

STAFF DIRECTORY

EXECUTIVE OFFICE

Heidi Marshall

Director

hmarshall@rivco.org

(951) 955-1309

Carrie Harmon

Assistant Director

charmon@rivco.org

(951) 955-1209

Tanya Torno

Deputy Director

ttorno@rivco.org

(951) 955-7728

Emma Perez-Singh

Administrative Services Manager

emmasingh@rivco.org

(951) 529-7421

PLANNING TEAM

Laura Gonzalez

Lagonzal@rivco.org (951) 476-4133

LaCretia Smith

lacsmit@rivco.org

Joshua Tomaszewski

jtomaszewski@rivco.org (951) 235-8067

Monique Guerra

mguerra@rivco.org (951) 675-0433

Jesus Cedillo

jcedillo@rivco.org (951) 201-8766

Mariel Sarmiento

msarmiento@rivco.org (951) 836-3487

CONTRACTS TEAM

Catalina Guitron

cguitron@rivco.org (951) 358-7752

James Moore III

jcmoooreiii@rivco.org (951) 202-6823

Janet Lagunas

jlangunas@rivco.org

STAFF DIRECTORY

PROGRAMS TEAM

Raushanah Walker	rwalker@rivco.org (951) 203-4035
Martha Samaniego	msamanie@rivco.org (951) 295-3289
Jamie Gibson	jgibson@rivco.org (951) 955-9007
Melanie Wilson	mewilson@rivco.org (951) 358-6139
Ivet Lechuga	llechuga@rivco.org (951) 217-2971
Alejandro Guerrero	alguerrero@rivco.org

HMIS TEAM

Gordon Kuang	gkuang@rivco.org (951) 206-3691
Mary Madsen	mmadsen@rivco.org (951) 961-9146
Miguel Salgado	misalgado@rivco.org (951) 295-4105
Selam Walker	sewalker@rivco.org (951) 358-6458
HMIS SUPPORT	hmissupport@rivco.org

FISCAL TEAM

Brandon Trahan	btrahan@rivco.org (951) 295-2310
Portia Burleson	pburleso@rivco.org (951) 358-6255
Carlos Guerra	caguerra@rivco.org (951) 295-3249
Cynthia Whittenberg	cwhitten@rivco.org (951) 358-4821
Alejandra Larson	alarson@rivco.org (951) 358-6632
Ivan Gomez	ivgomez@rivco.org